



US00D752490S

(12) **United States Design Patent**
Luke et al.

(10) **Patent No.:** **US D752,490 S**
(45) **Date of Patent:** **** Mar. 29, 2016**

(54) **VEHICLE BODY HANDLE**

FOREIGN PATENT DOCUMENTS

(71) Applicant: **Gogoro, Inc.**, Hong Kong (HK)

TW 114554 12/2006
TW 141327 7/2011

(72) Inventors: **Hok-Sum Horace Luke**, Mercer Island, WA (US); **Chien-Chih Weng**, New Taipei (TW); **Hsin-Wen Su**, Taipei (TW); **Song-Fu Wang**, Taipei (TW)

OTHER PUBLICATIONS

Taiwanese Office Action with English Translation dated Jun. 11, 2015, for corresponding TW Application No. 103306726, 6 pages.

(73) Assignee: **GOGORO INC.**, Hong Kong (HK)

* cited by examiner

(**) Term: **14 Years**

Primary Examiner — Katrina A Betton

(21) Appl. No.: **29/506,674**

(74) *Attorney, Agent, or Firm* — Seed IP Law Group PLLC

(22) Filed: **Oct. 17, 2014**

(57) **CLAIM**

The ornamental design for a vehicle body handle, as shown and described.

(51) **LOC (10) Cl.** **12-08**

DESCRIPTION

(52) **U.S. Cl.**
USPC **D12/190**

(58) **Field of Classification Search**

USPC D12/190, 106, 181, 191, 196, 400, 88
CPC B60R 13/02; B60R 13/04
See application file for complete search history.

FIG. 1 is a rear perspective view of a vehicle body handle showing our new design.

FIG. 2 is a front perspective view thereof.

FIG. 3 is a front elevational view thereof.

FIG. 4 is a rear elevational view thereof.

FIG. 5 is a right side elevational view thereof.

FIG. 6 is a left side elevational view thereof.

FIG. 7 is a top plan view thereof.

FIG. 8 is a bottom plan view thereof; and,

FIG. 9 is a rear perspective view thereof showing environmental structure.

Stippling and contour lines shown in FIGS. 1-9 are intended to represent approximate three-dimensional contours of the design, and are not intended to indicate surface decoration.

Broken lines in FIGS. 1-9 are for the purpose of illustrating environmental structure for the claimed design and form no part of the claimed design.

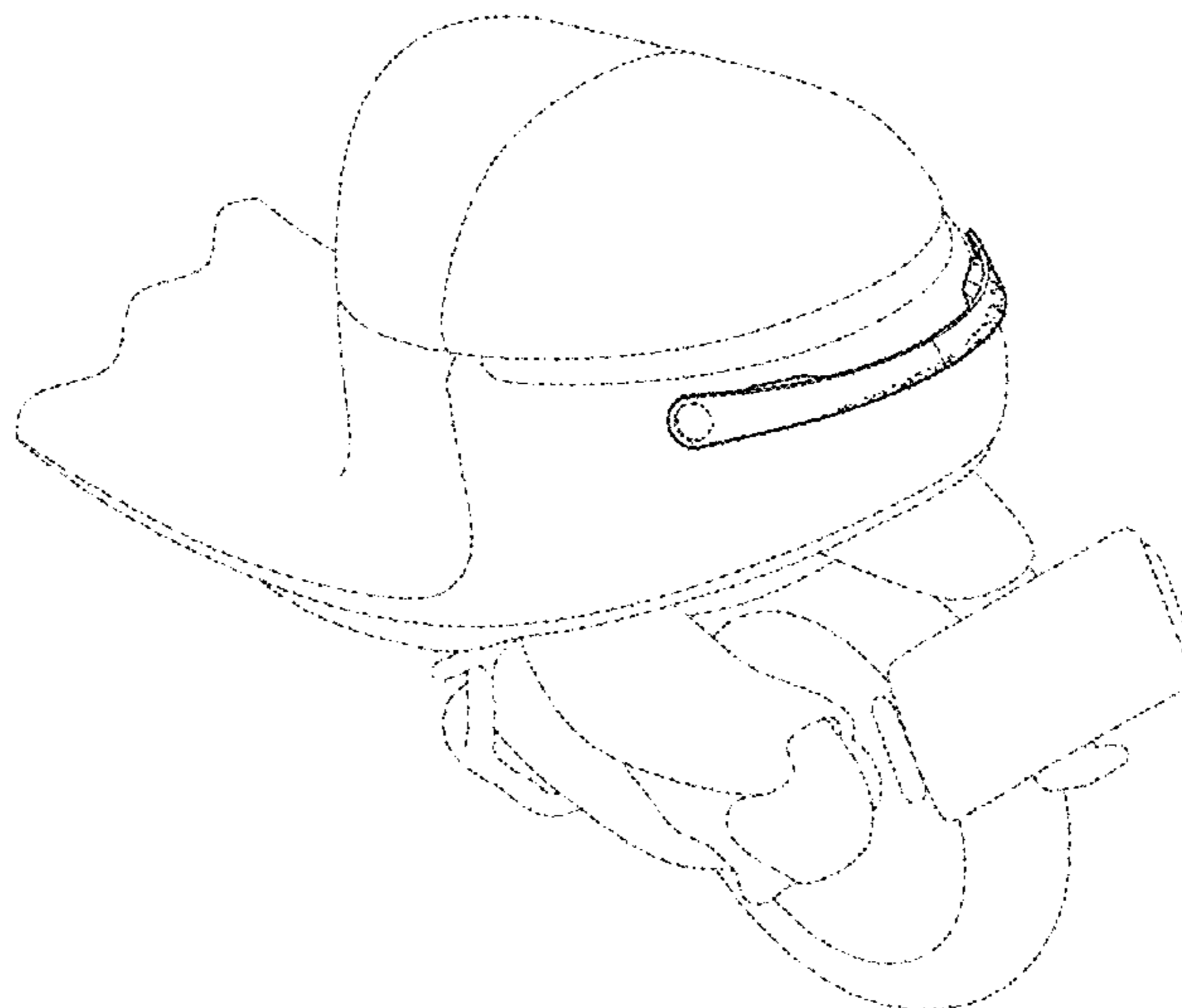
The dot-dot-dash lines in FIGS. 2, 3 and 8 are for the purpose of identifying the bounds of the claimed design and form no part of the claimed design.

(56) **References Cited**

U.S. PATENT DOCUMENTS

D615,469 S *	5/2010	Huang	D12/190
D663,387 S *	7/2012	Mjelde	D23/261
D718,198 S *	11/2014	Burgess	D12/190
2013/0133459 A1 *	5/2013	Choi	F16H 59/10 74/473.21
2014/0076084 A1 *	3/2014	Crandall	G05G 1/06 74/473.3
2014/0318295 A1 *	10/2014	Kim	F16H 59/08 74/473.12
2015/0040708 A1 *	2/2015	Lee	F16H 59/08 74/473.3
2015/0135877 A1 *	5/2015	Kim	F16H 59/0278 74/473.12
2015/0167829 A1 *	6/2015	Kim	F16H 59/08 74/473.12

1 Claim, 8 Drawing Sheets



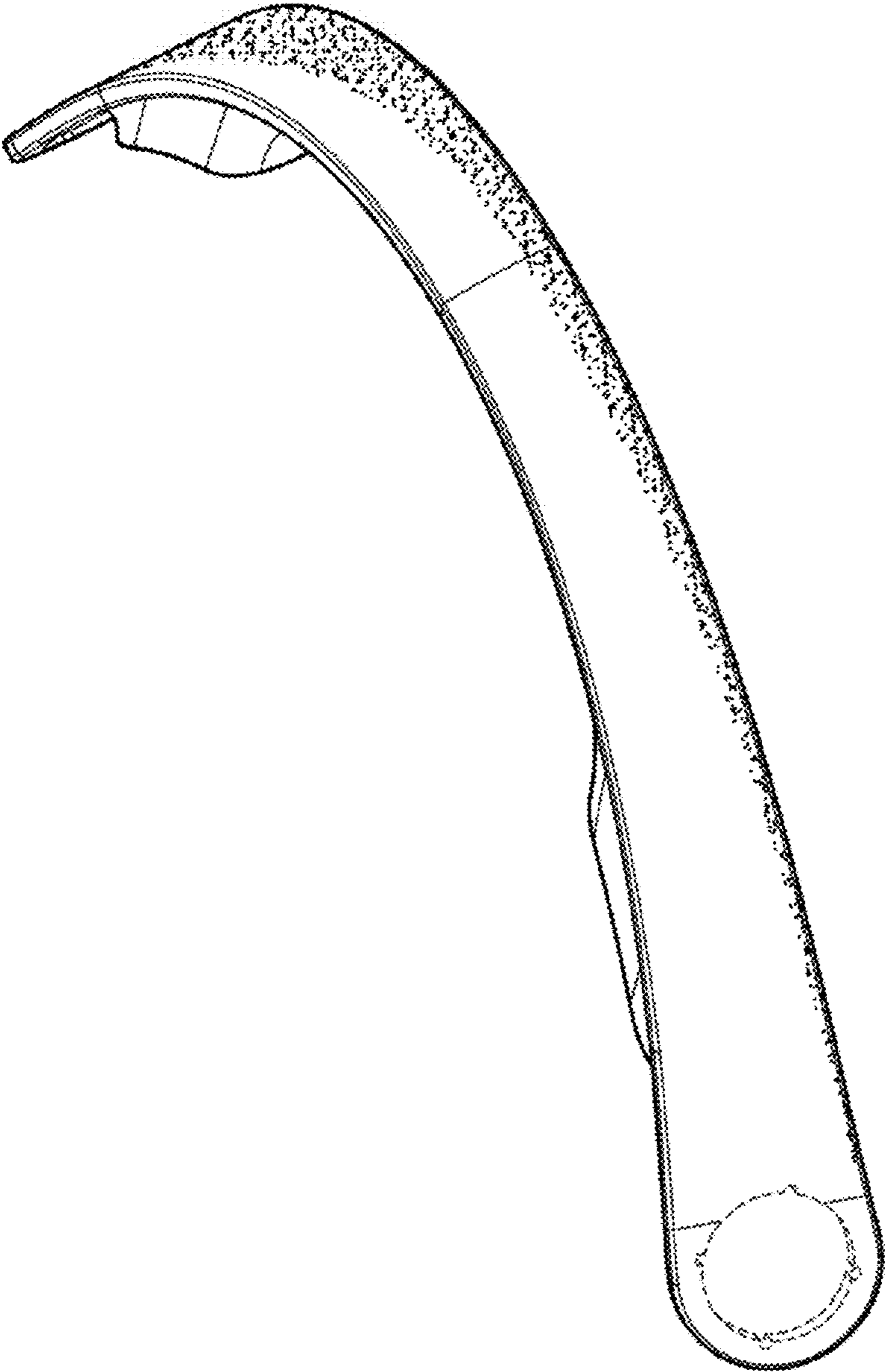


FIG.1

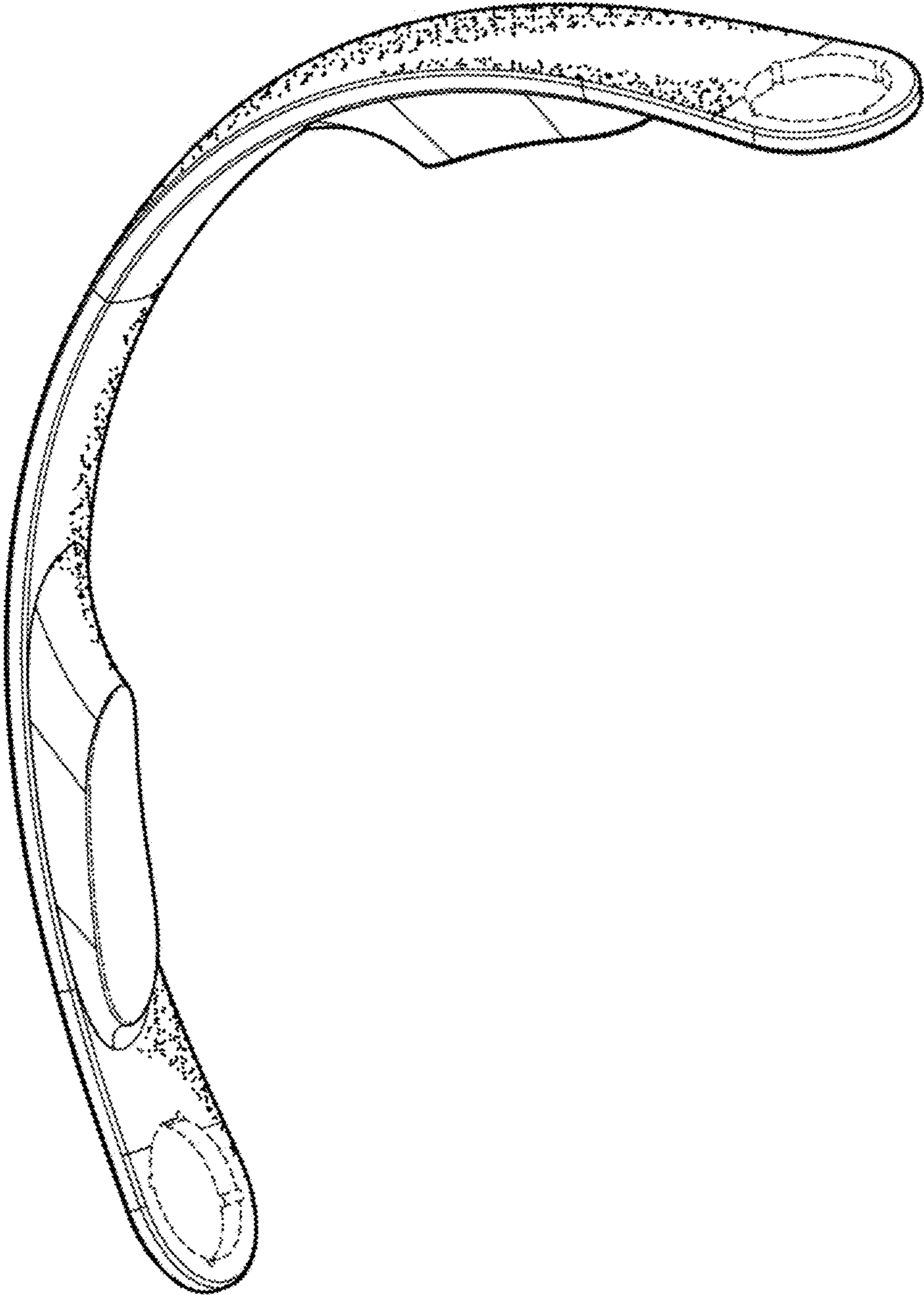


FIG.2

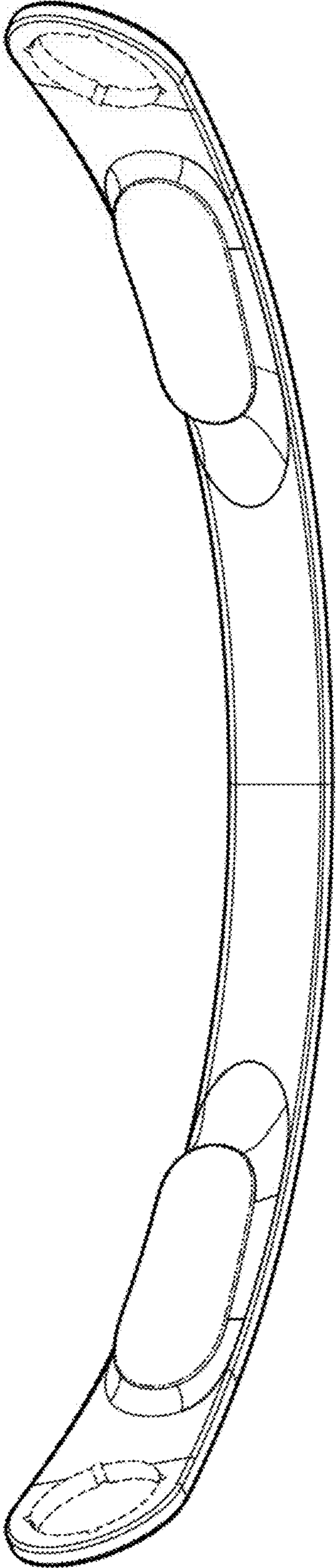


FIG. 3

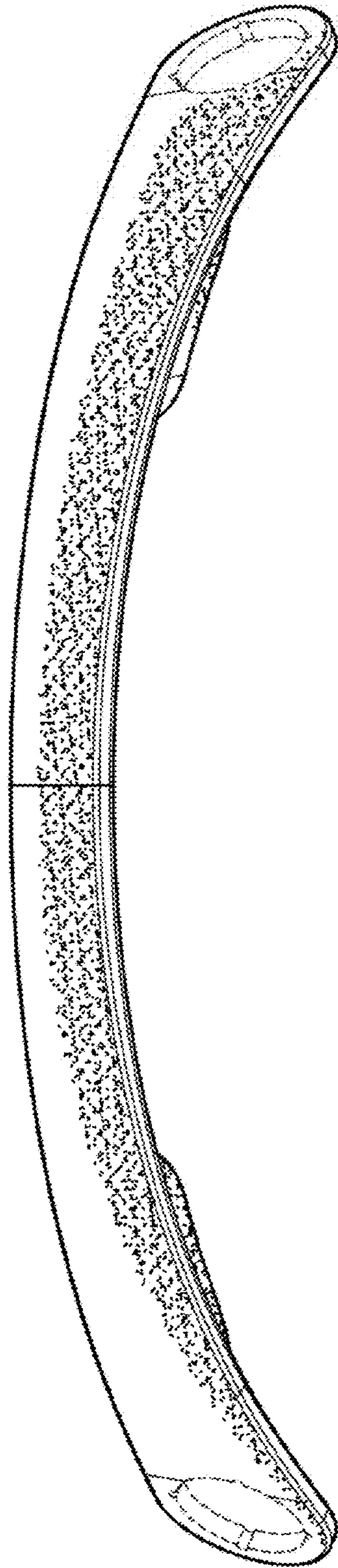


FIG.4

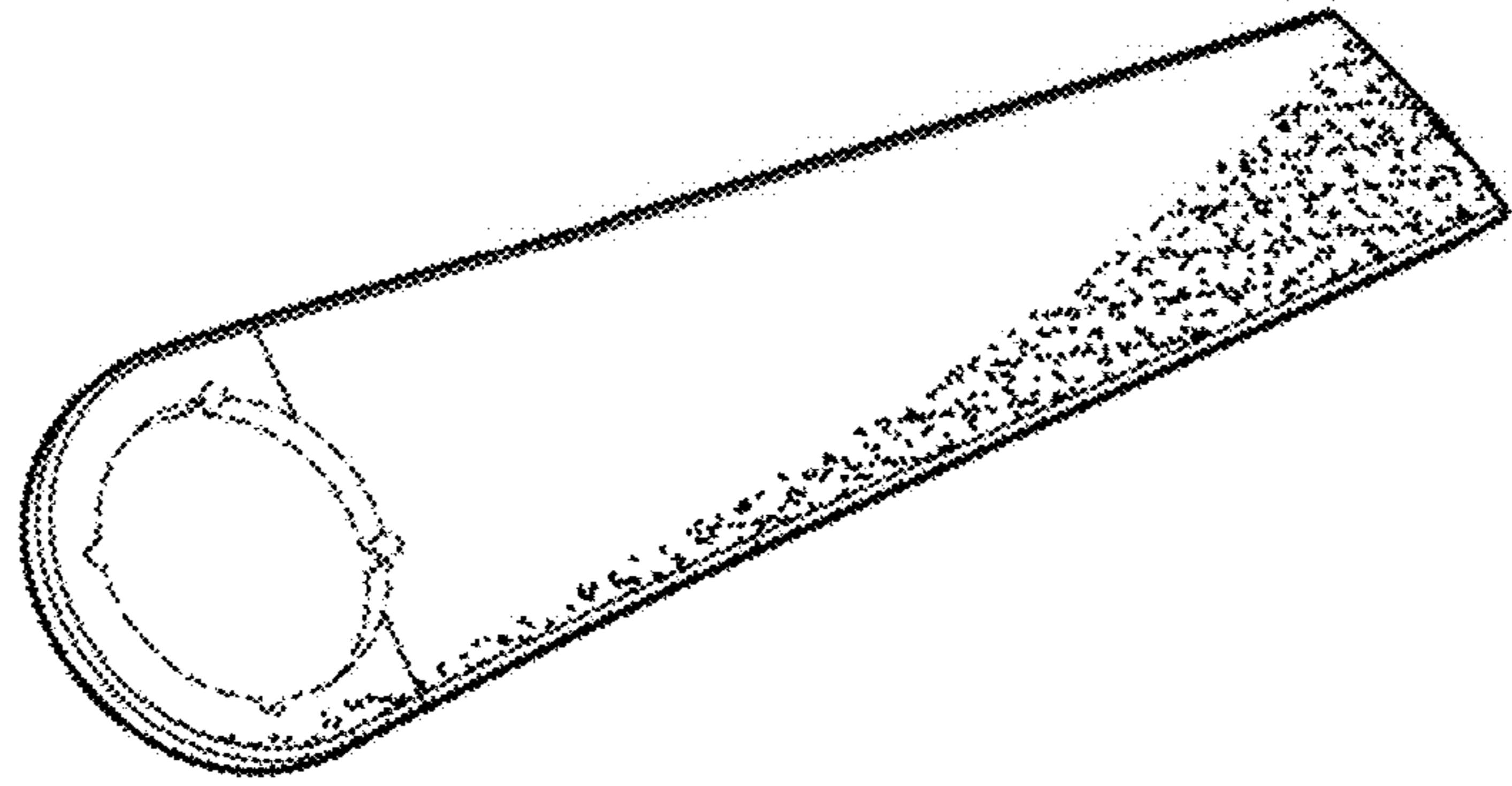


FIG.5

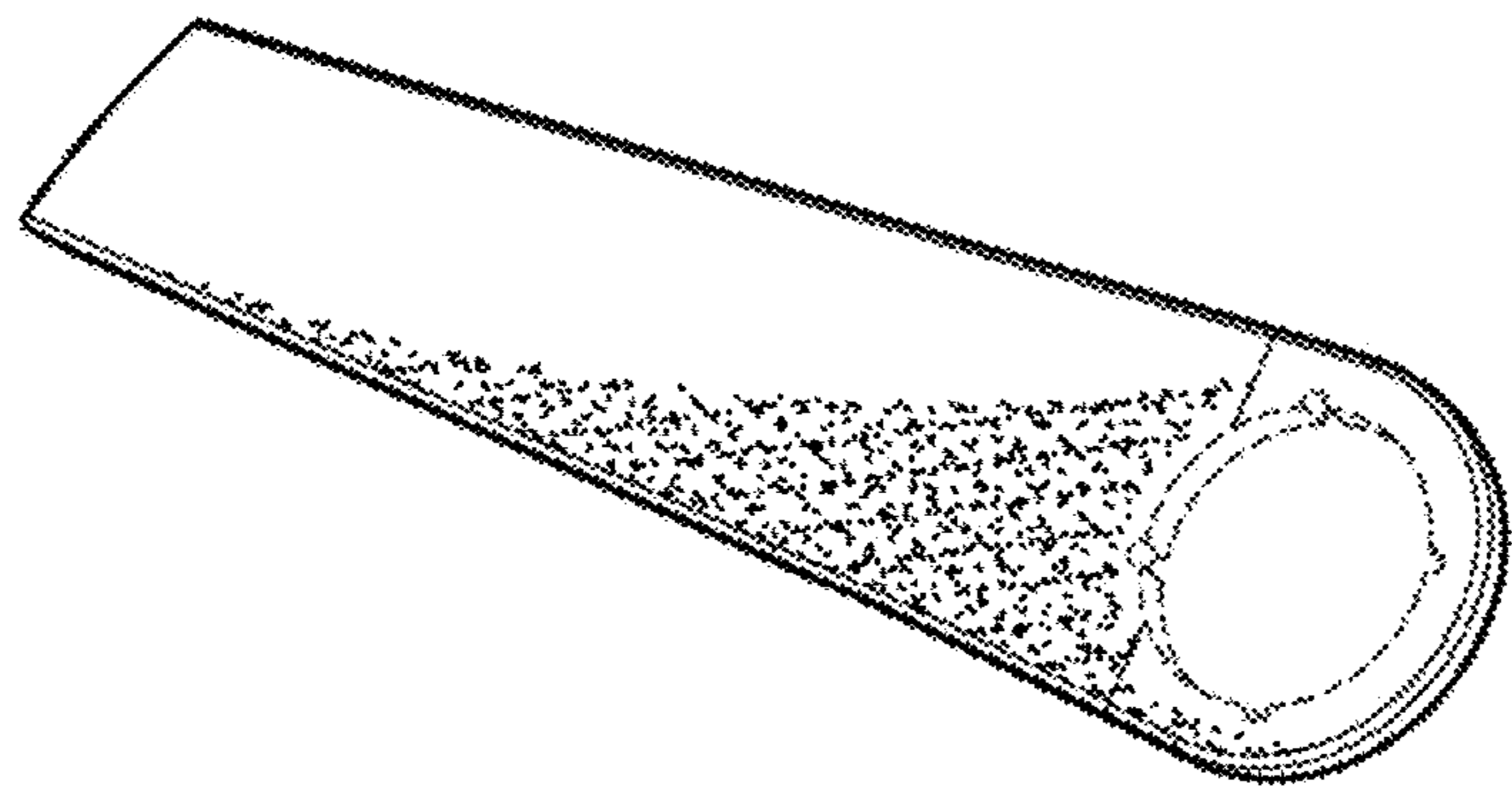


FIG.6

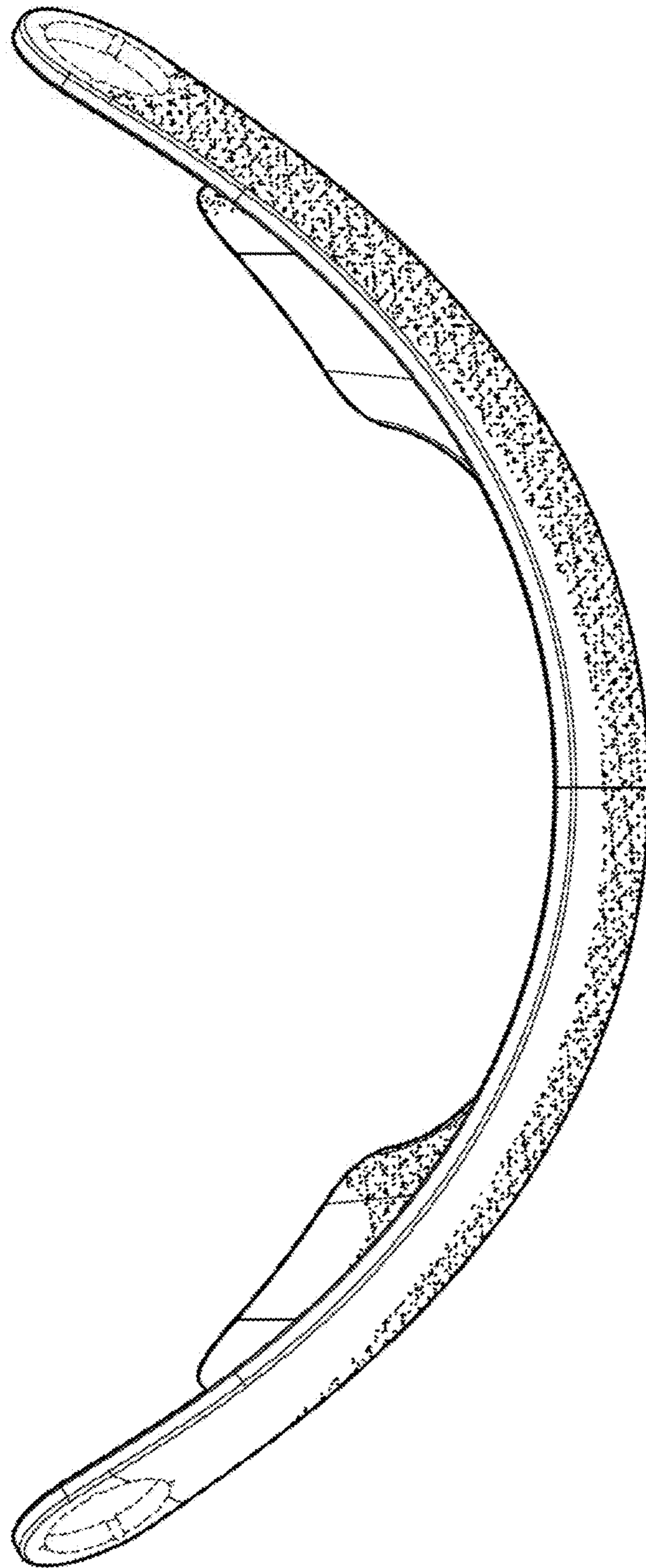


FIG.7

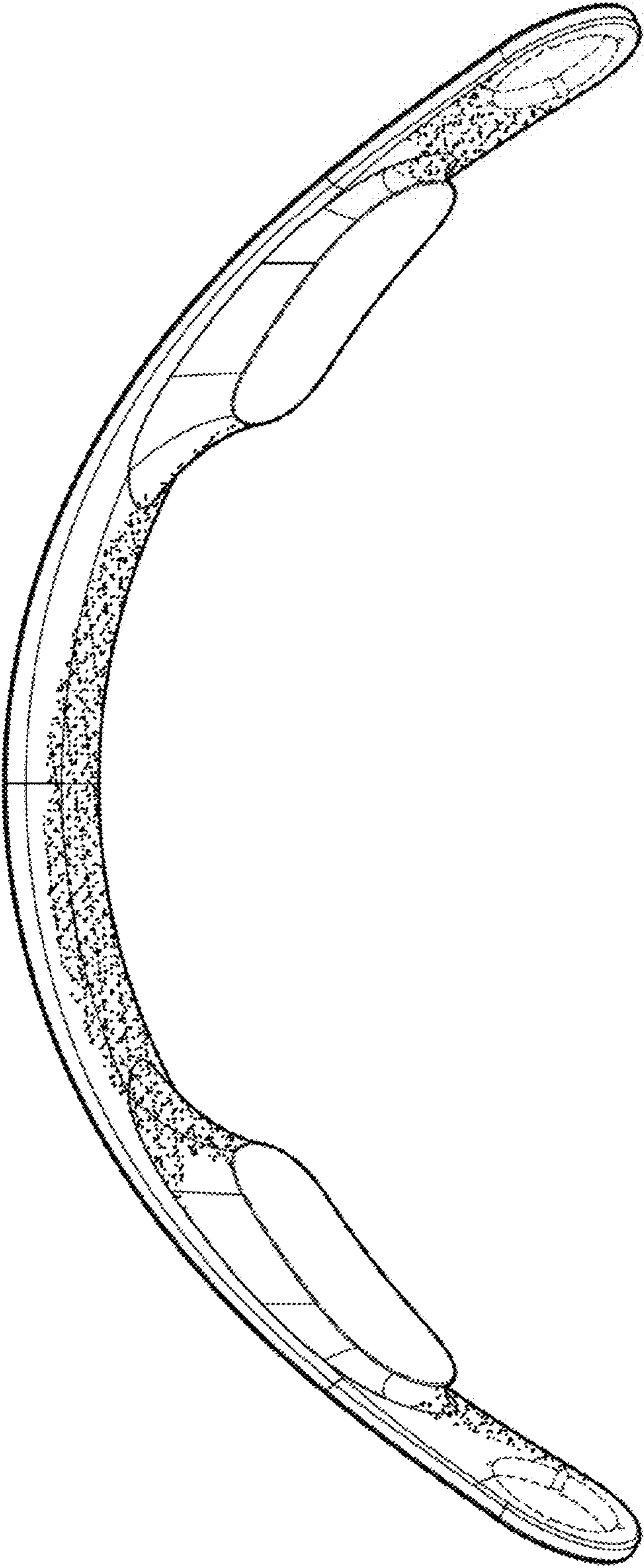


FIG.8

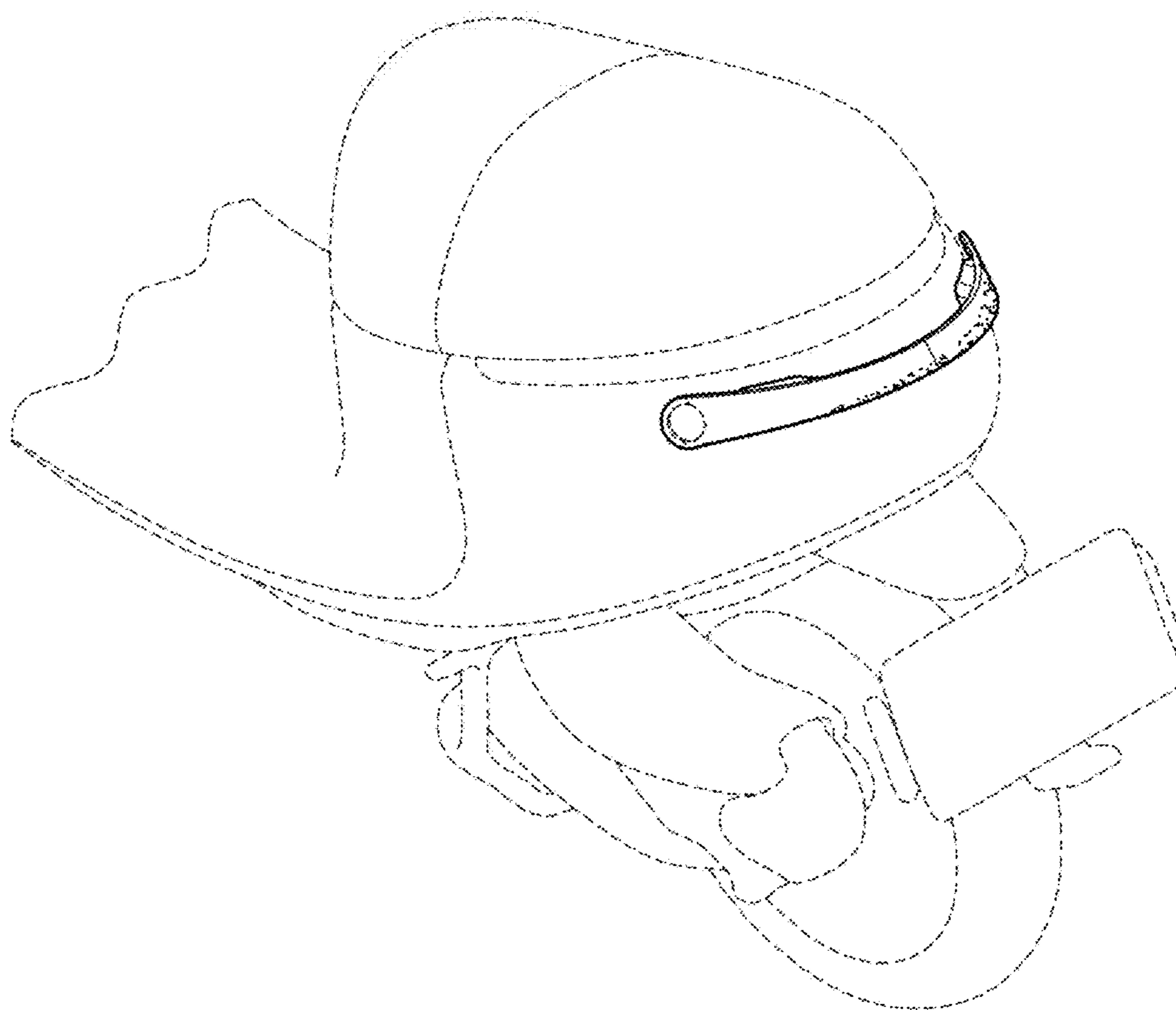


FIG.9

UNITED STATES PATENT AND TRADEMARK OFFICE
CERTIFICATE OF CORRECTION

PATENT NO. : D752,490 S
APPLICATION NO. : 29/506674
DATED : March 29, 2016
INVENTOR(S) : Hok-Sum Horace Luke et al.

Page 1 of 1

It is certified that error appears in the above-identified patent and that said Letters Patent is hereby corrected as shown below:

TITLE PAGE

Item (72):

“**Hok-Sum Horace Luke**, Mercer Island, WA (US); **Chien-Chih Weng**, New Taipei (TW);
Hsin-Wen Su, Taipei (TW); **Song-Fu Wang**, Taipei (TW)” should read,
--**Hok-Sum Horace Luke**, Mercer Island, WA (US); **Chien-Chih Weng**, New Taipei City (TW);
Hsin-Wen Su, Taipei City (TW); **Song-Fu Wang**, Taipei City (TW).--.

Signed and Sealed this
Twenty-ninth Day of November, 2016



Michelle K. Lee
Director of the United States Patent and Trademark Office