



US00D752487S

(12) **United States Design Patent**
Rupar et al.

(10) **Patent No.:** **US D752,487 S**
(45) **Date of Patent:** **** Mar. 29, 2016**

(54) **VEHICLE REAR BUMPER COVER**

(71) Applicant: **Ford Motor Company**, Dearborn, MI (US)

(72) Inventors: **Ernesto Rupar**, Cologne (DE); **Stefan Lamm**, Cologne (DE)

(73) Assignee: **Ford Motor Company**, Dearborn, MI (US)

(**) Term: **14 Years**

(21) Appl. No.: **29/516,205**

(22) Filed: **Jan. 30, 2015**

(51) **LOC (10) Cl.** **12-16**

(52) **U.S. Cl.**
USPC **D12/169**

(58) **Field of Classification Search**
USPC D12/169, 216, 90-92, 86, 171, 196,
D12/163; 293/102, 113, 115, 117, 120;
296/180.1, 180.2
CPC . B60R 19/52; B60R 2019/25; B62D 25/0845
See application file for complete search history.

(56) **References Cited**

U.S. PATENT DOCUMENTS

D570,750 S *	6/2008	Sato	D12/169
D631,407 S *	1/2011	Kuze	D12/169
D671,054 S *	11/2012	Yamada	D12/169
D671,055 S *	11/2012	Nakamura	D12/169
D678,147 S *	3/2013	Behmer	D12/169
D678,826 S *	3/2013	Akamine	D12/169
D682,167 S *	5/2013	Minami	D12/169
D683,282 S *	5/2013	Fuchigami	D12/169
D683,283 S *	5/2013	Choi	D12/169

D684,905 S *	6/2013	Tase	D12/169
D692,809 S *	11/2013	Uchino	D12/169
D696,166 S *	12/2013	Imagawa	D12/169
D701,805 S *	4/2014	Campbell	D12/169
D703,591 S *	4/2014	Kwon	D12/169
D705,139 S *	5/2014	Jevremovic	D12/169
D708,994 S *	7/2014	Thurber	D12/169
D712,802 S *	9/2014	Scheinhuette	D12/169
D721,993 S *	2/2015	Nordmann	D12/169
D735,097 S *	7/2015	Nissl	D12/169
D736,125 S *	8/2015	Kamiura	D12/169
D738,272 S *	9/2015	Kamiura	D12/169

* cited by examiner

Primary Examiner — Melody Brown

(74) *Attorney, Agent, or Firm* — Damian Porcari

(57) **CLAIM**

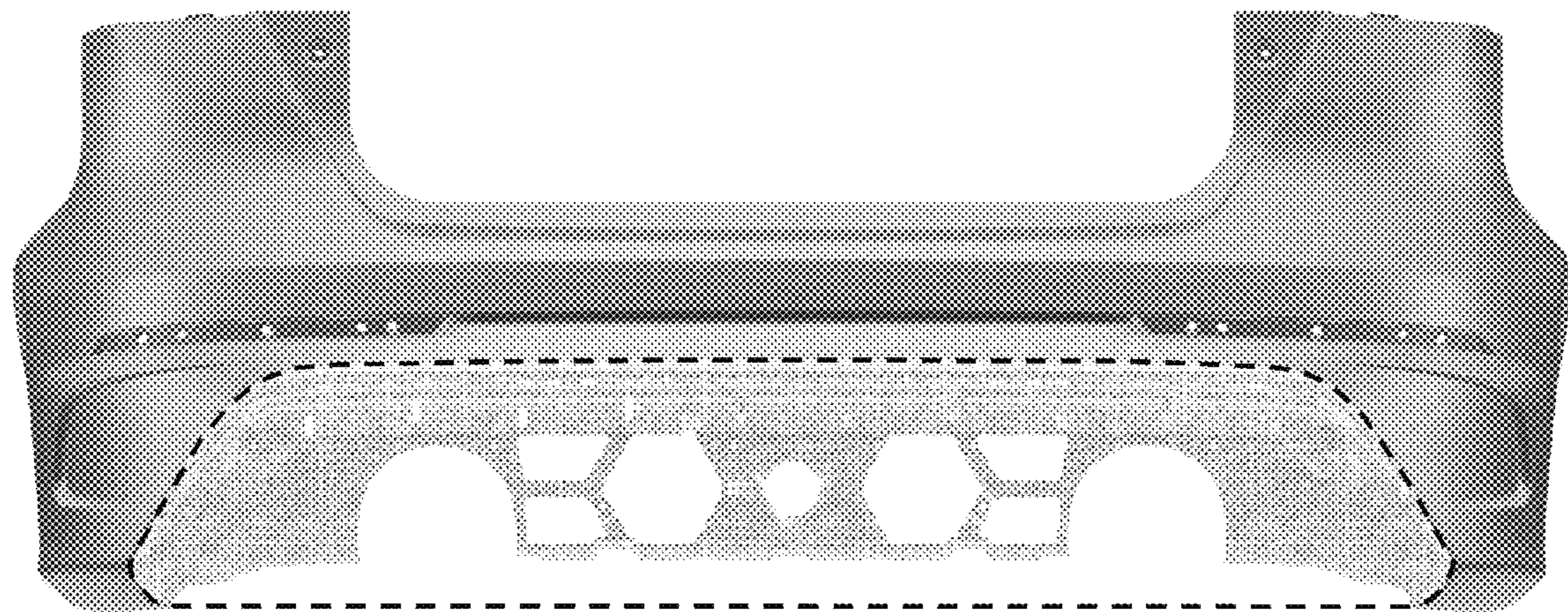
The ornamental design for a vehicle rear bumper cover, as shown and described.

DESCRIPTION

FIG. 1 is a top, front and left side perspective view of a vehicle rear bumper cover showing our new design;
FIG. 2 is a top, front and right side perspective view thereof;
FIG. 3 is a top, rear and left side perspective view thereof;
FIG. 4 is a front elevational view thereof;
FIG. 5 is a rear elevational view thereof;
FIG. 6 is a left side elevational view thereof;
FIG. 7 is a right side elevational view thereof;
FIG. 8 is a top plan view thereof; and,
FIG. 9 is a bottom plan view thereof.

The portions of the bumper shown lightly faded out and embodied in broken lines are shown for illustrative purposes only and form no part of the claimed design.

1 Claim, 9 Drawing Sheets






Figure 1

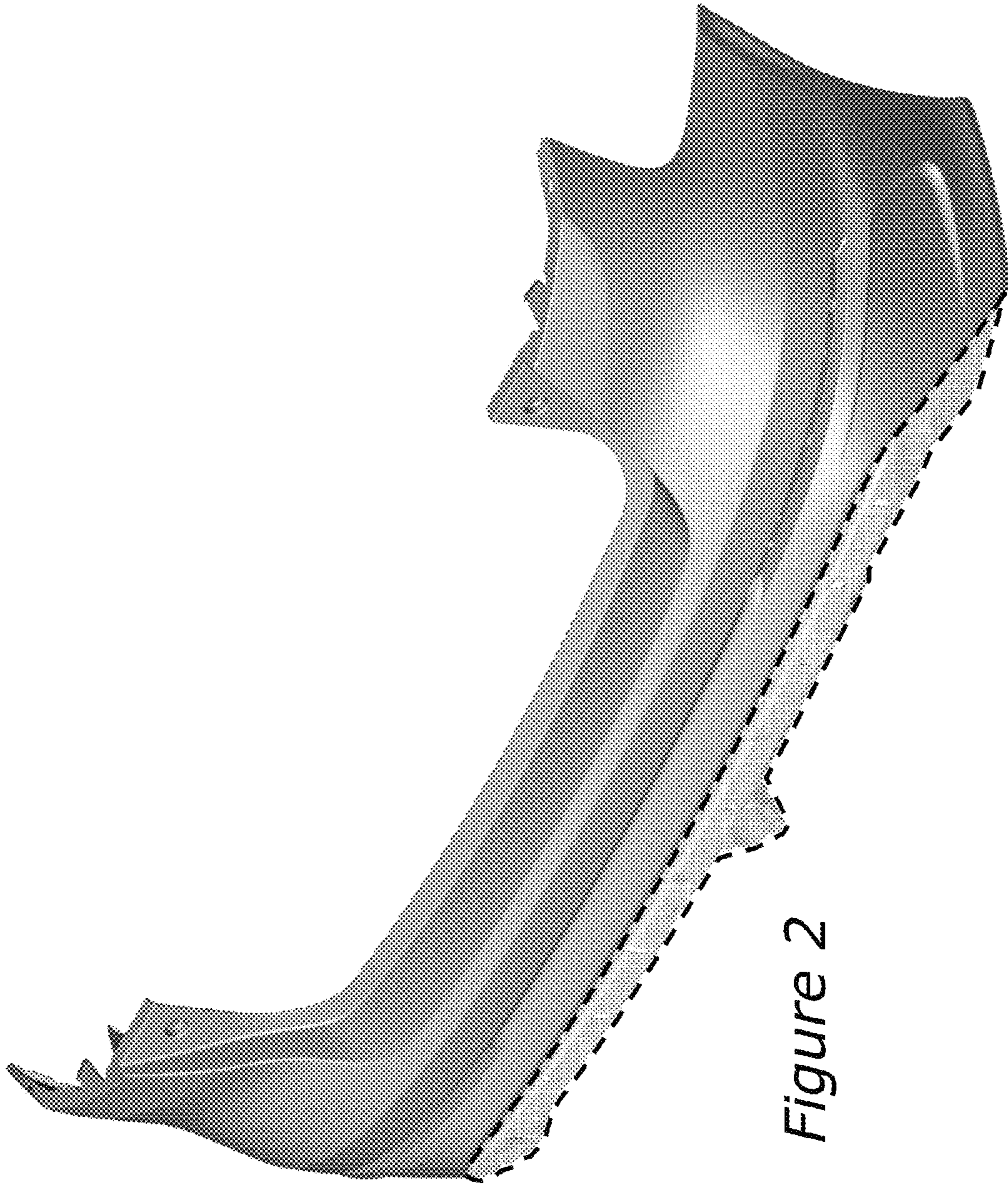



Figure 2

Figure 3



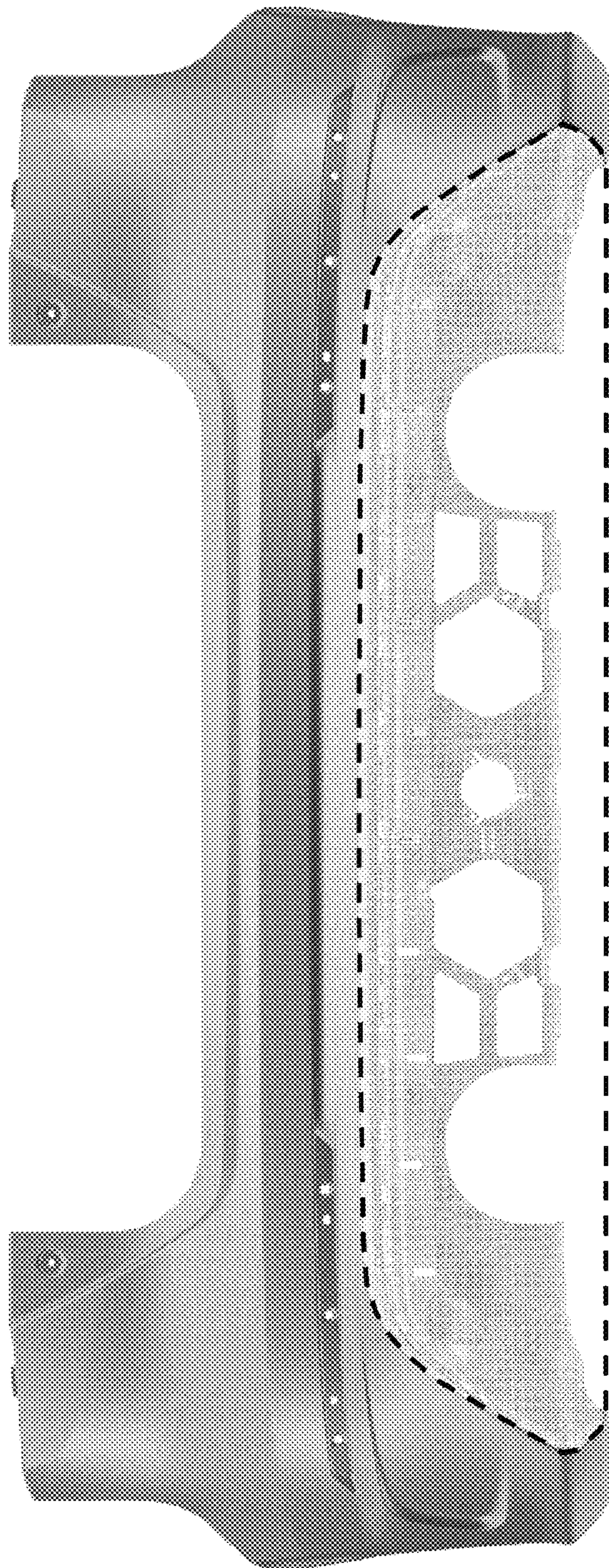


Figure 4

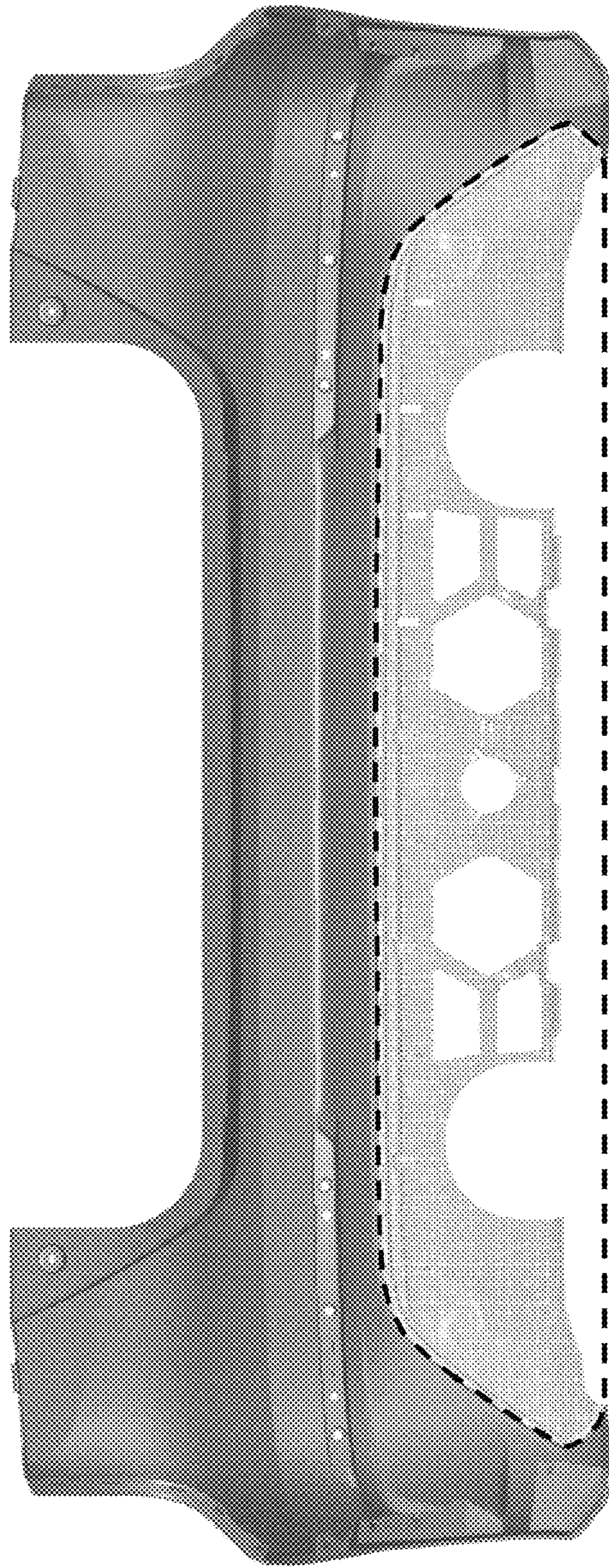


Figure 5




Figure 6




Figure 7

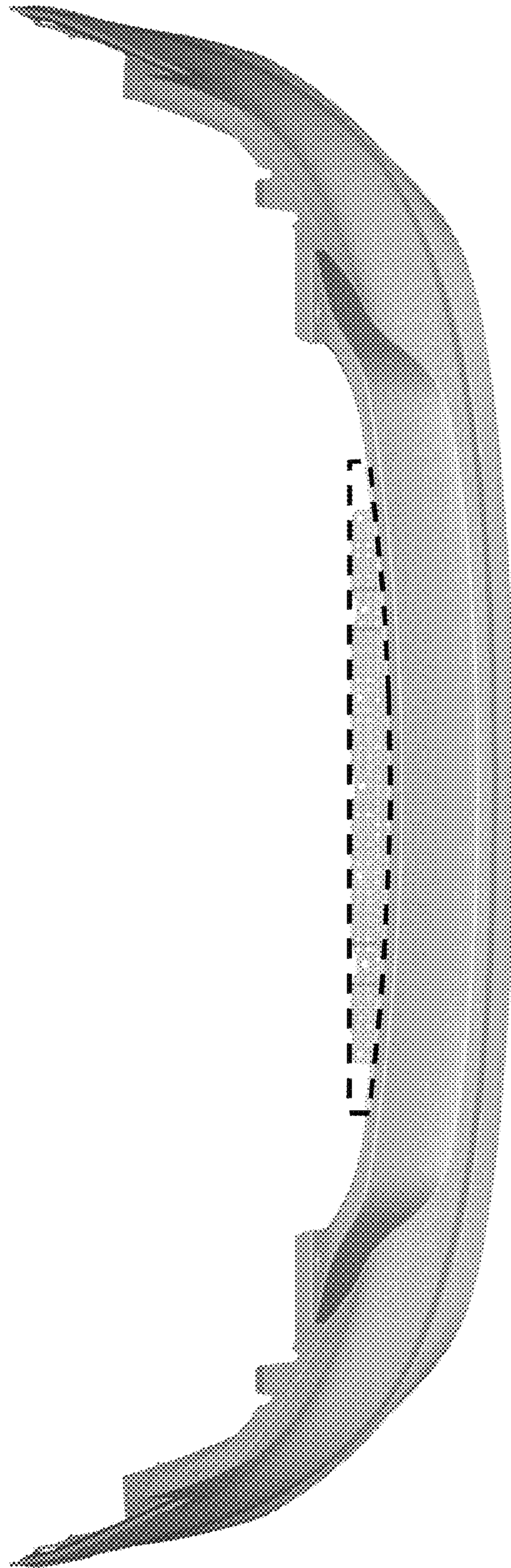


Figure 8

Figure 9

