



US00D752462S

(12) **United States Design Patent**
Kucala, III

(10) **Patent No.:** **US D752,462 S**
(45) **Date of Patent:** **** Mar. 29, 2016**

- (54) **SCALE PAD DESIGN**
- (71) Applicant: **Liquid Supply Corp., LLC**, Lewes, DE (US)
- (72) Inventor: **John Thomas Kucala, III**, Stevensville, MI (US)
- (73) Assignee: **Liquid Supply Corp., LLC**, Lewes, DE (US)
- (**) Term: **14 Years**

6,759,605 B2 * 7/2004 Montagnino G01G 19/44
177/238
D538,189 S * 3/2007 Aglassinger D10/92
D538,190 S * 3/2007 Aglassinger D10/92
D614,056 S * 4/2010 Ulrich D10/92
D699,137 S * 2/2014 Wurts D10/91
D703,557 S * 4/2014 Wurts D10/91

* cited by examiner

Primary Examiner — Antoine D Davis

(74) *Attorney, Agent, or Firm* — Norvell IP llc; Shyla N. Jones

- (21) Appl. No.: **29/518,957**
- (22) Filed: **Feb. 27, 2015**
- (51) **LOC (10) Cl.** **10-04**
- (52) **U.S. Cl.**
USPC **D10/94**
- (58) **Field of Classification Search**
USPC D5/1-4, 11, 12, 47-56; D10/87-94
CPC G01G 3/00-3/18; G01G 7/00-7/06;
G01G 5/00-5/06; G01G 1/00-1/42; G01G
9/00-9/005; G01G 11/00-11/20; G01G
13/00-13/34; G01G 15/00-15/047; G01G
17/00-17/08
See application file for complete search history.

(57) **CLAIM**

I claim the ornamental design of the ornamental scale pad design, as shown and described.

DESCRIPTION

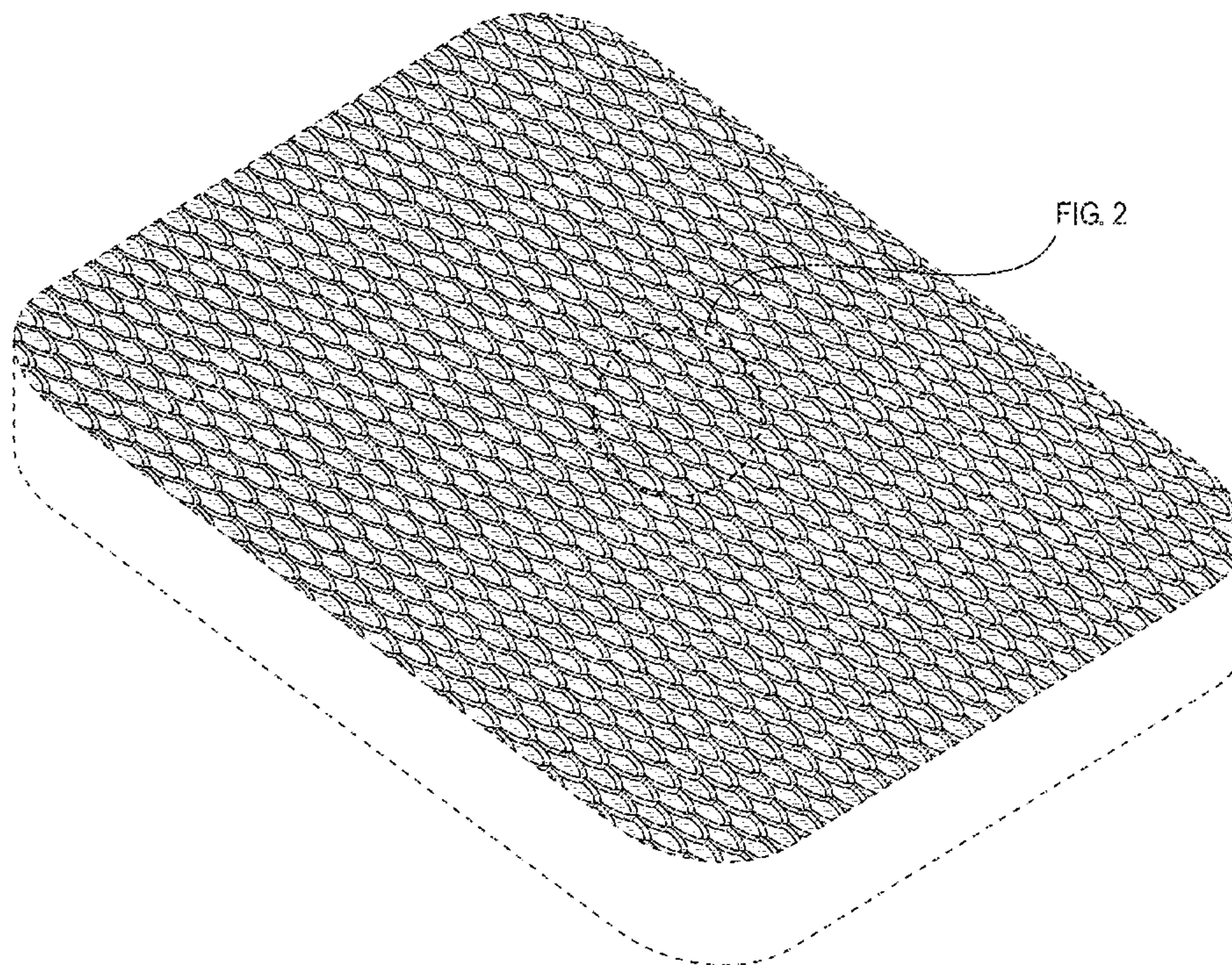
FIG. 1 is a perspective view of the ornamental scale pad design of the present invention.
 FIG. 2 is a close up perspective view of the invention shown in FIG. 1
 FIG. 3 is a top view of the invention shown in FIG. 1.
 FIG. 4 is a side view of the invention shown in FIG. 1.
 FIG. 5 is a side view of the invention shown in FIG. 1.
 FIG. 6 is a side view of the invention shown in FIG. 1; and,
 FIG. 7 is a side view of the invention shown in FIG. 1.
 The ornamental design which is claimed is shown in solid lines in the drawings.

(56) **References Cited**

U.S. PATENT DOCUMENTS

D374,406 S * 10/1996 Pyle D10/94
 D377,617 S * 1/1997 Gerstner D10/92

1 Claim, 5 Drawing Sheets



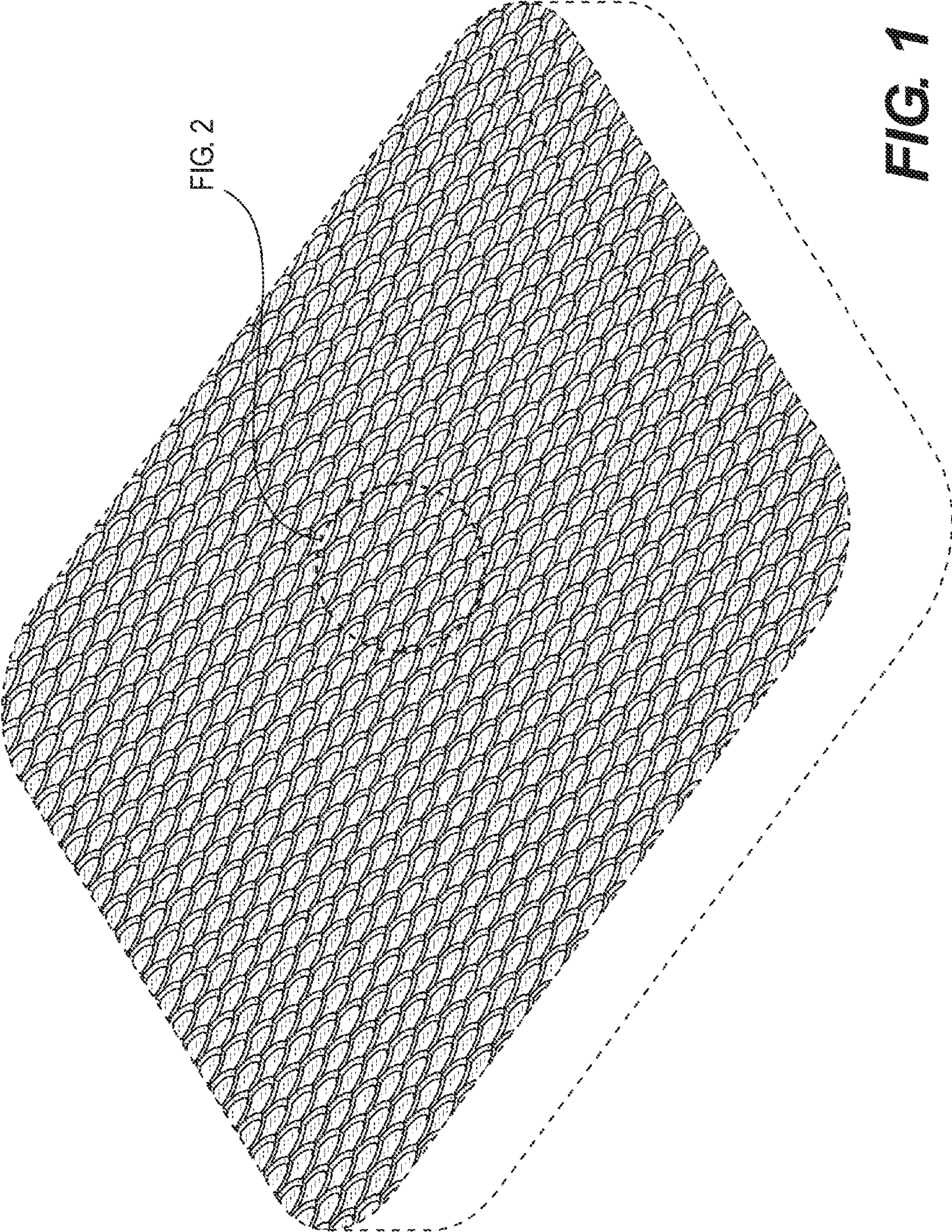


FIG. 2

FIG. 1

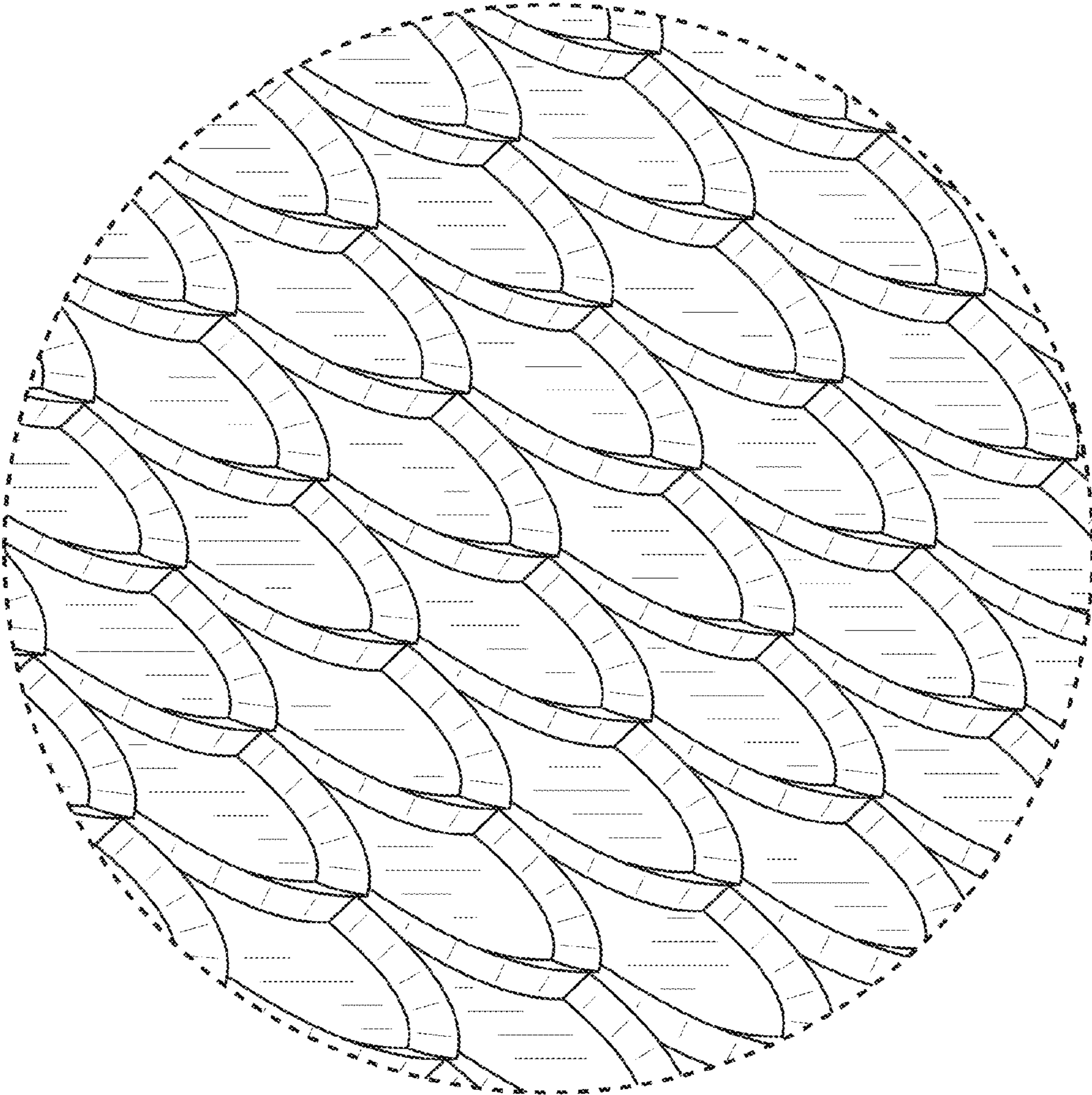


FIG. 2




FIG. 3




FIG. 4

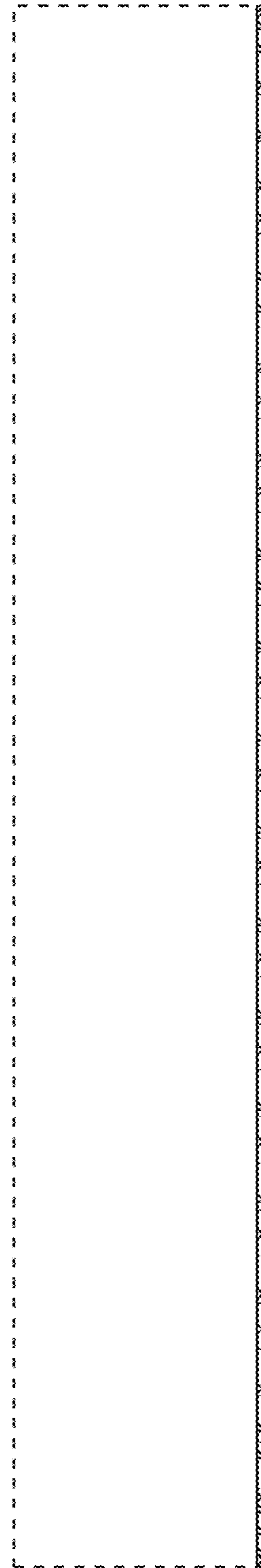


FIG. 5



FIG. 6




FIG. 7