



US00D752444S

(12) **United States Design Patent**  
**Schlies et al.**

(10) **Patent No.:** **US D752,444 S**  
(45) **Date of Patent:** **\*\* Mar. 29, 2016**

(54) **BOTTLE**

(71) Applicant: **Graham Packaging Company, L.P.**,  
York, PA (US)

(72) Inventors: **Anthony J. Schlies**, York, PA (US);  
**Sheldon E. Yourist**, York, PA (US)

(73) Assignee: **GRAHAM PACKAGING COMPANY,**  
**L.P.**, York, PA (US)

(\*\*) Term: **14 Years**

(21) Appl. No.: **29/476,151**

(22) Filed: **Dec. 11, 2013**

(51) **LOC (10) Cl.** ..... **09-01**

(52) **U.S. Cl.**  
USPC ..... **D9/530**; D9/569; D9/571

(58) **Field of Classification Search**  
USPC ..... D3/202, 202.3, 901; D7/300.1,  
D7/509-511, 523, 589, 612; D9/432, 500,  
D9/516, 522, 523, 529, 530, 542, 550, 551,  
D9/556, 560, 571, 565, 566, 570, 574;  
D19/93; D23/211.1-211.2; D24/121,  
D24/124, 197, 224; 215/209, 252, 42;  
206/524.6; 222/206; 426/115  
CPC ..... A61J 1/03; A61J 1/05; B65D 1/02;  
B65D 1/0223; B65D 1/09; B65D 1/10;  
A47G 19/22; A47G 19/2205  
See application file for complete search history.

(56) **References Cited**

**U.S. PATENT DOCUMENTS**

D152,926 S \* 3/1949 Steelman ..... D9/522  
D178,258 S \* 7/1956 North ..... D9/541

D322,213 S \* 12/1991 Maginnis, Jr. .... D9/602  
D413,265 S \* 8/1999 Hestehave et al. .... D9/541  
D467,809 S \* 12/2002 Pouillot et al. .... D9/523  
D547,665 S \* 7/2007 Lepoitevin ..... D9/541  
D598,772 S \* 8/2009 Yourist et al. .... D9/541  
D623,530 S \* 9/2010 Ungrady et al. .... D9/538  
D652,731 S \* 1/2012 Pritchett et al. .... D9/538  
D655,182 S \* 3/2012 Kraft et al. .... D9/560  
D691,893 S \* 10/2013 Finlay et al. .... D9/658  
2012/0248003 A1 \* 10/2012 Hunter et al. .... 206/524.6  
2015/0001172 A1 \* 1/2015 Geithmann et al. .... 215/42

\* cited by examiner

*Primary Examiner* — Thomas Johannes

*Assistant Examiner* — Catherine Posthauer

(74) *Attorney, Agent, or Firm* — Baker Botts L.L.P.

(57) **CLAIM**

The ornamental design for a bottle, as shown and described.

**DESCRIPTION**

FIG. 1 is a perspective view of a bottle.

FIG. 2 is a front view of the bottle of FIG. 1.

FIG. 3 is a rear view of the bottle of FIG. 1.

FIG. 4 is a left side view of the bottle of FIG. 1.


FIG. 5 is a right side view of the bottle of FIG. 1.

FIG. 6 is a top view of the bottle of FIG. 1; and,

FIG. 7 is a bottom view of the bottle of FIG. 1.

The broken lines are shown to indicate unclaimed portions of the bottle and form no part of the claimed design.

**1 Claim, 7 Drawing Sheets**



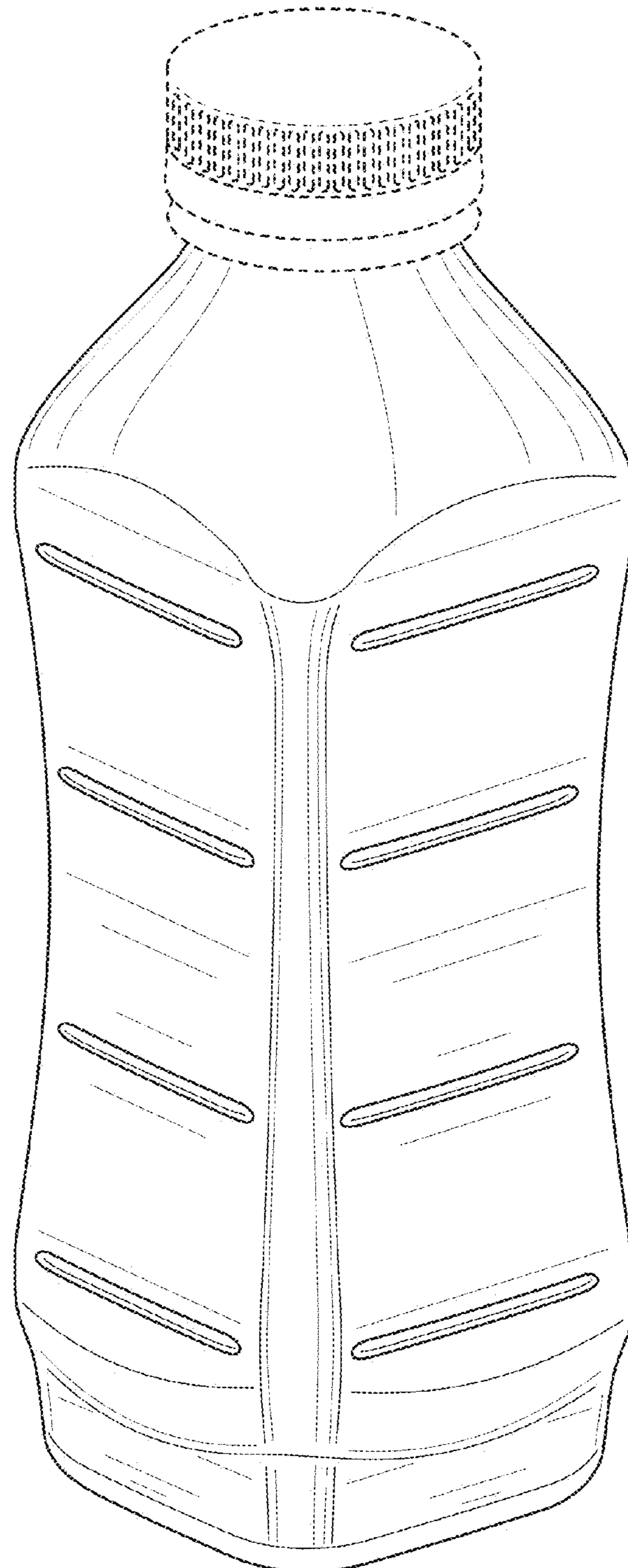


FIG. 1




FIG. 2




FIG. 3




FIG. 4



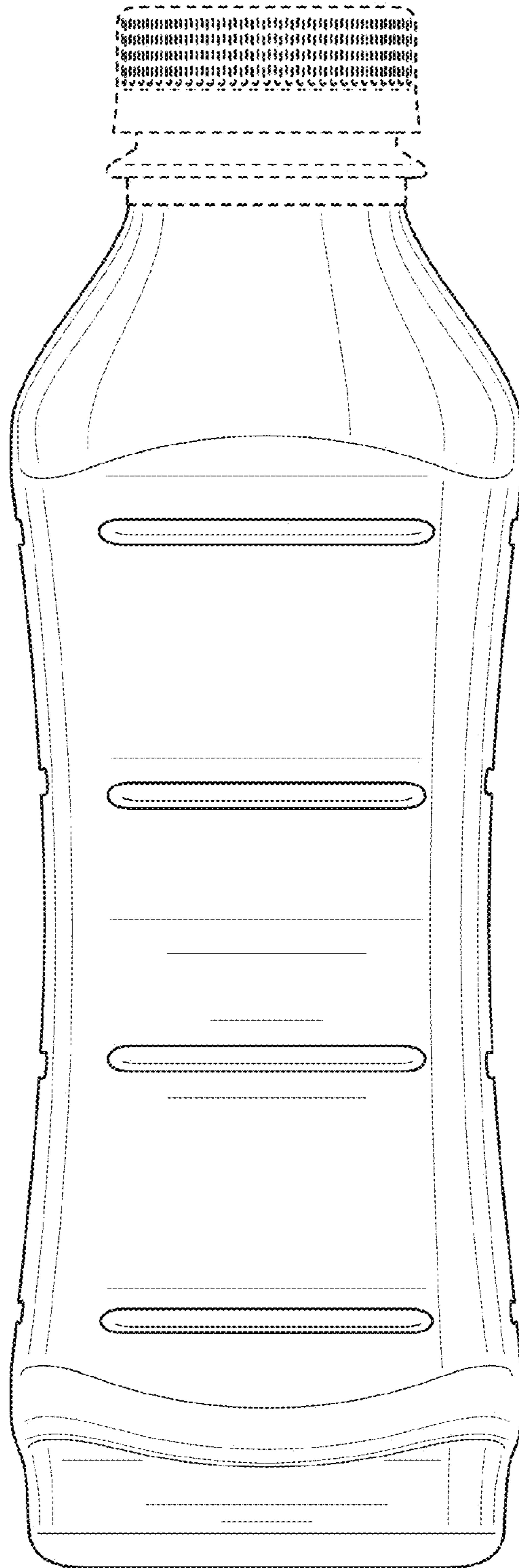


FIG. 5

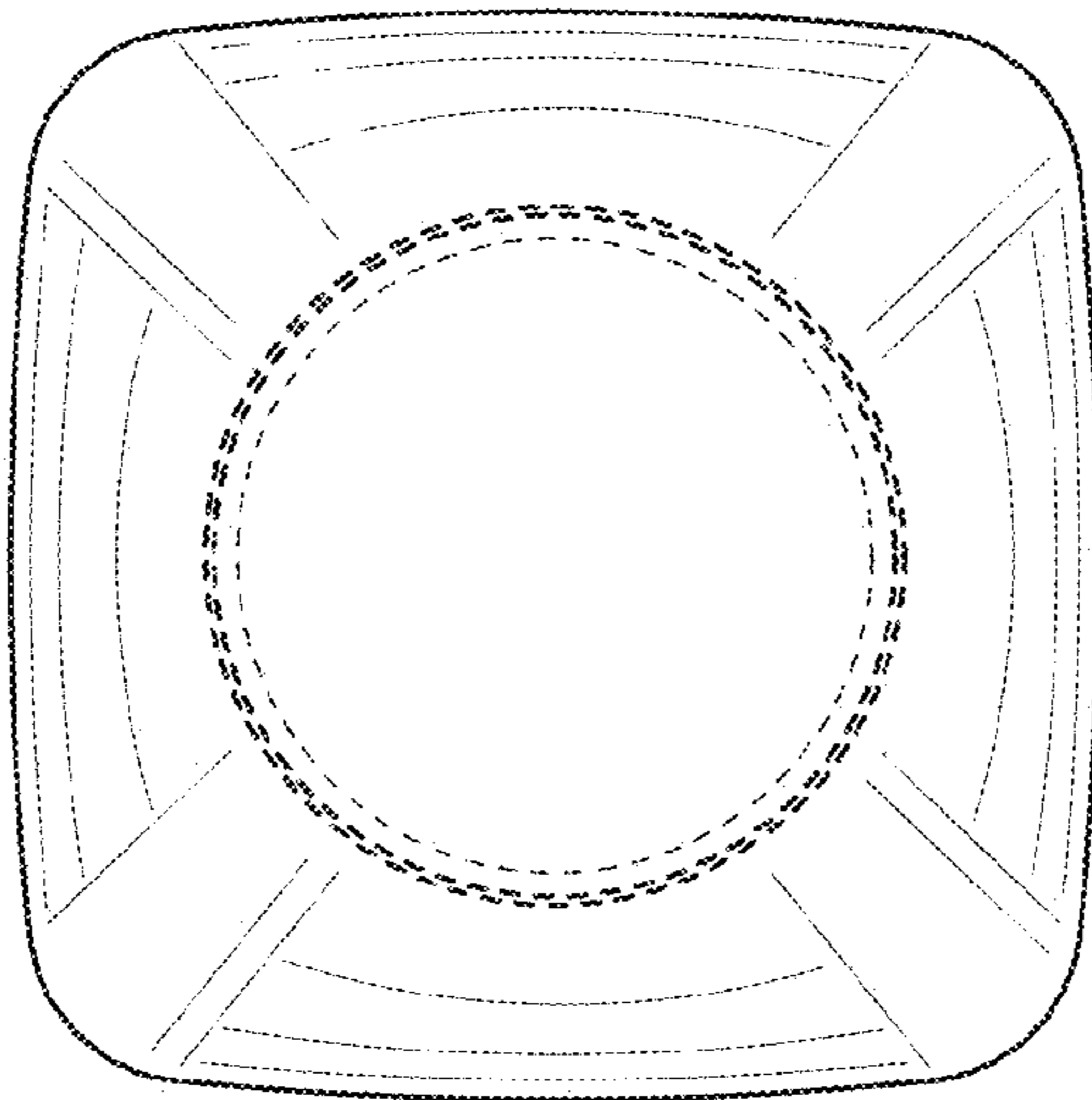


FIG. 6

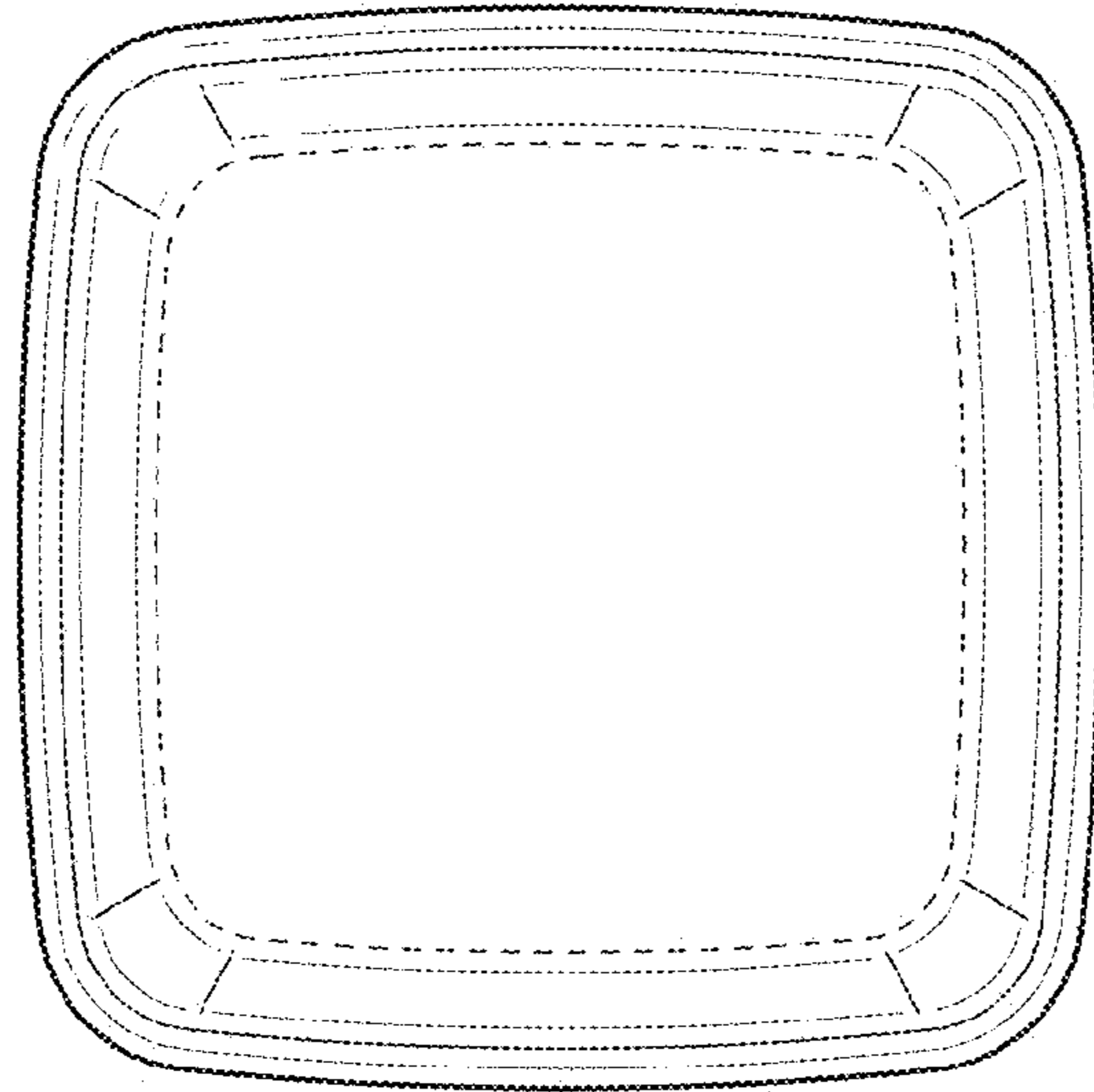


FIG. 7