



US00D752438S

(12) **United States Design Patent**  
**Palmer et al.**

(10) **Patent No.:** **US D752,438 S**  
(45) **Date of Patent:** **\*\* Mar. 29, 2016**

(54) **PACKAGE**

(71) Applicant: **The Gillette Company**, Boston, MA (US)

(72) Inventors: **Michael F. Palmer**, Cincinnati, OH (US); **Anne Claire Gible**, Cincinnati, OH (US); **Elisha Abigail Roser**, Cincinnati, OH (US)

(73) Assignee: **The Gillette Company**, Boston, MA (US)

(\*\*) Term: **14 Years**

(21) Appl. No.: **29/506,344**

(22) Filed: **Oct. 15, 2014**

**Related U.S. Application Data**

(62) Division of application No. 29/434,130, filed on Oct. 10, 2012, now Pat. No. Des. 718,134.

(51) **LOC (10) Cl.** ..... **09-03**

(52) **U.S. Cl.**  
USPC ..... **D9/457**

(58) **Field of Classification Search**  
USPC ..... D9/414, 415, 418, 428, 430, 432, 433, D9/434, 435, 441, 454, 457, 551, 552, 600, D9/669, 750; D11/95; D5/56; D20/11, 22, D20/26, 27, 28, 36, 40; 220/376, 694; 229/100, 116.1, 116.5, 87.19, 922, 923  
CPC ..... B65D 75/36  
See application file for complete search history.

(56) **References Cited**

**U.S. PATENT DOCUMENTS**

4,209,096 A 6/1980 Carkhuff  
5,131,537 A 7/1992 Gonzalez

D336,034 S	6/1993	Rebilas	
D447,054 S	8/2001	Hill	
D513,589 S	1/2006	Grant	
D523,758 S	6/2006	Risgalla	
D599,657 S	9/2009	Bruno et al.	
D600,551 S	9/2009	Bruno et al.	
D601,012 S	9/2009	Ginsberg et al.	
D614,491 S	4/2010	Rhoad	
D620,359 S	7/2010	Ginsberg et al.	
7,850,002 B2	12/2010	Newman	
D632,564 S	2/2011	Caldwell et al.	
D646,566 S	10/2011	Graham et al.	
D646,567 S	10/2011	Graham et al.	
D649,876 S	12/2011	Graham et al.	
D653,108 S	1/2012	Graham et al.	
D718,134 S *	11/2014	Palmer et al.	..... D9/457
2007/0284279 A1	12/2007	Doskoczynski et al.	
2012/0325703 A1	12/2012	Sorrentino et al.	

\* cited by examiner

*Primary Examiner* — Robert M Spear

(74) *Attorney, Agent, or Firm* — Ronald Terk Sia; Kevin C. Johnson; Steven W. Miller

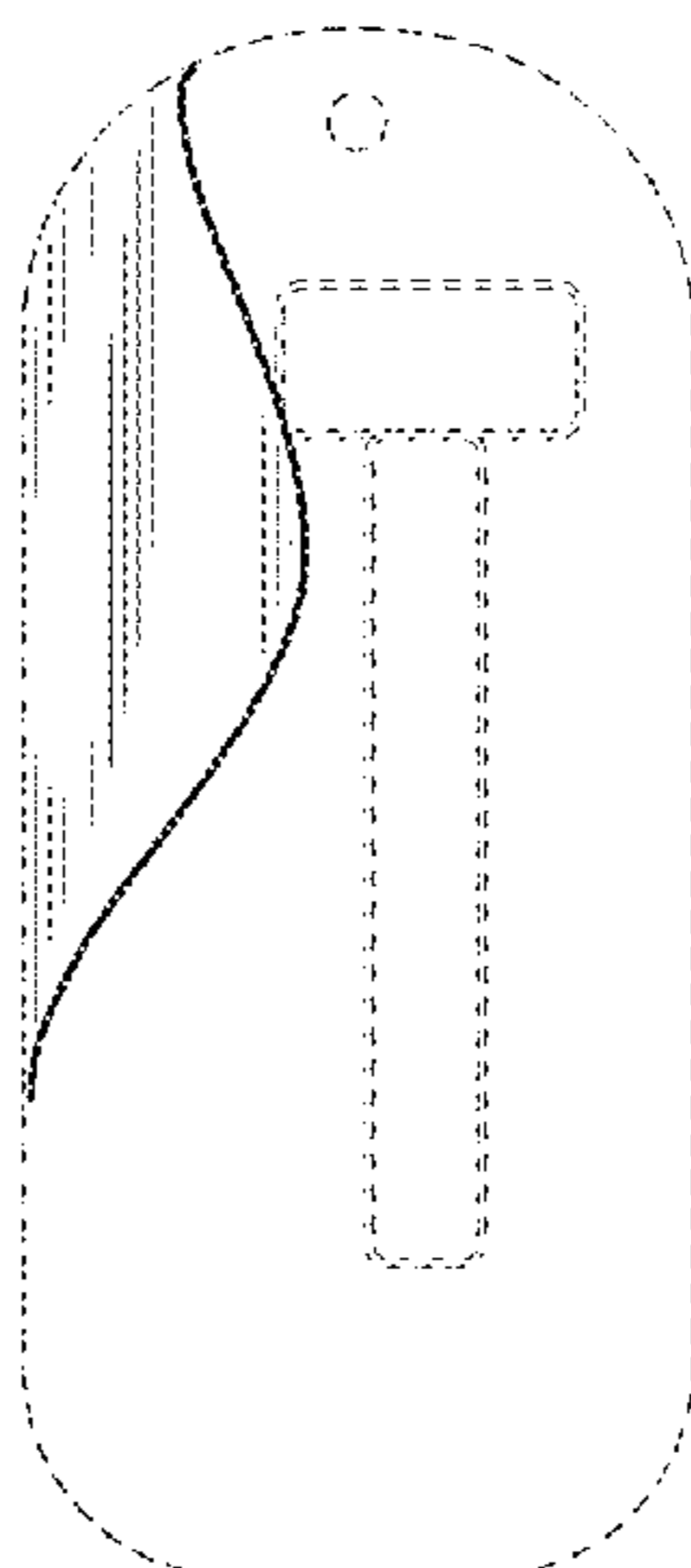
(57) **CLAIM**

The ornamental design for a package, as shown and described.

**DESCRIPTION**

FIG. 1 is a front view of a design for a package of the present invention;  
FIG. 2 is a back view thereof;  
FIG. 3 is a right side view thereof;  
FIG. 4 is a left side view thereof;  
FIG. 5 is a top view thereof; and,  
FIG. 6 is a bottom view thereof.  
In the drawings, the broken lines depict unclaimed environment only and form no part of the claimed design.

**1 Claim, 1 Drawing Sheet**



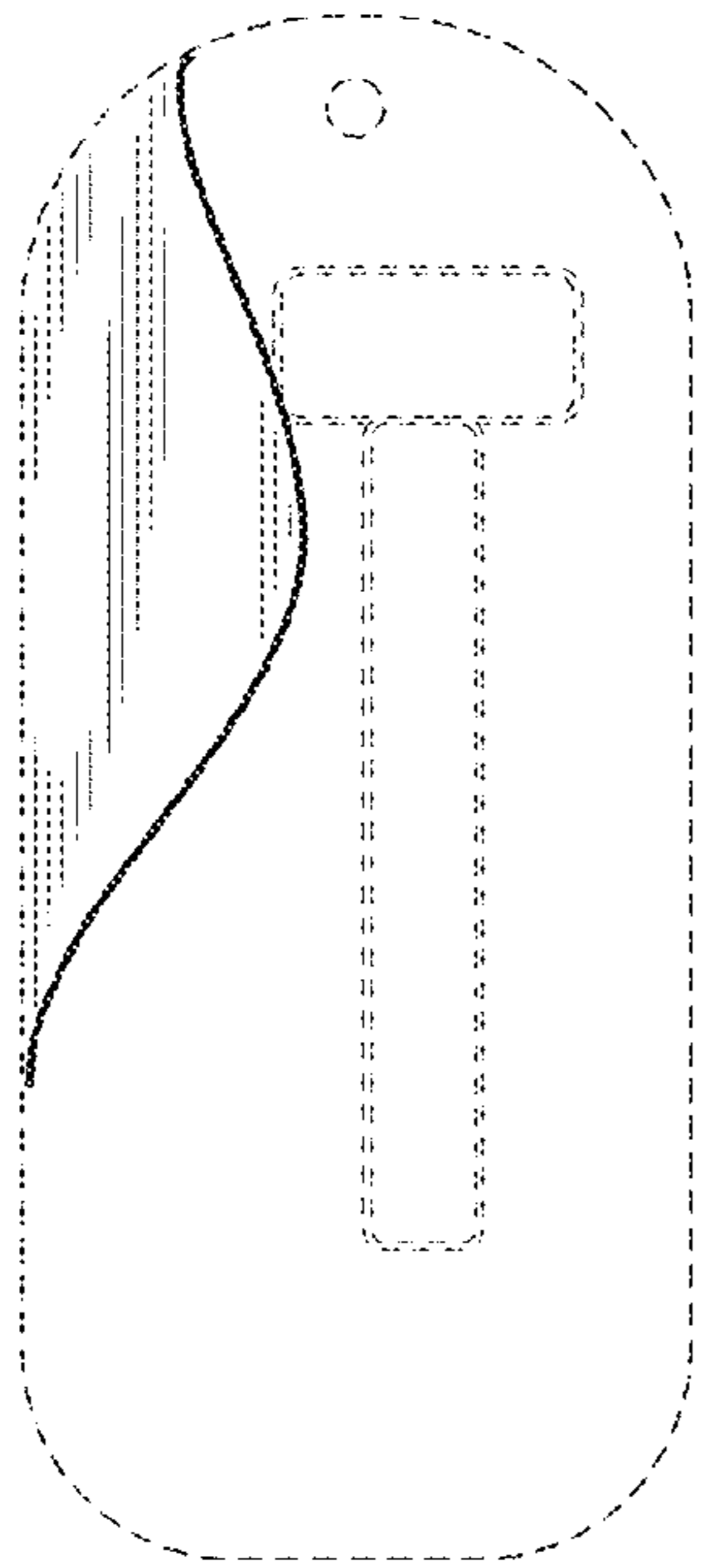


Fig. 1




Fig. 2




Fig. 3




Fig. 4



Fig. 5



Fig. 6