



US00D752403S

(12) **United States Design Patent**
Kindig

(10) **Patent No.:** **US D752,403 S**
(45) **Date of Patent:** **** Mar. 29, 2016**

(54) **PUSH PULL WELDING WIRE GUN**

D647,382 S 10/2011 Flattinger et al.
D672,378 S * 12/2012 Boyer D15/144
D683,773 S * 6/2013 Boyer D15/144

(71) Applicant: **LINCOLN GLOBAL, INC.**, City of Industry, CA (US)

(72) Inventor: **Michael A. Kindig**, Chagrin Falls, OH (US)

(73) Assignee: **LINCOLN GLOBAL, INC.**, City of Industry, CA (US)

(**) Term: **14 Years**

(21) Appl. No.: **29/471,509**

(22) Filed: **Nov. 1, 2013**

(51) **LOC (10) Cl.** **08-05**

(52) **U.S. Cl.**
USPC **D8/30; D15/144**

(58) **Field of Classification Search**
USPC D8/30; D15/144
CPC B44D 3/14; B44D 3/12; B67B 7/00;
B67B 7/14; E06C 7/14
See application file for complete search history.

(56) **References Cited**

U.S. PATENT DOCUMENTS

D350,884 S * 9/1994 Sperling et al. D8/30
6,025,574 A * 2/2000 Colangelo, Jr. 219/137.31
6,979,799 B2 * 12/2005 Centner 219/137.31
D535,166 S * 1/2007 Kensrue et al. D8/30
D537,092 S * 2/2007 Owens D15/144
D555,446 S * 11/2007 Picaza Ibarondo D8/30
D564,319 S * 3/2008 Tsai D8/30
D638,270 S * 5/2011 Flattinger et al. D8/30

OTHER PUBLICATIONS

Lincoln Electric Magnum Pro AI Welding Gun, www.lincolnelectric.com.
MK Products Cobra Push Pull Welding Guns, www.mkproducts.com.
Lincoln Electric CobraMAX Push-Pull Torch, www.lincolnelectric.com.

* cited by examiner

Primary Examiner — Phillip S Hyder

(74) *Attorney, Agent, or Firm* — Pearne & Gordon LLP

(57) **CLAIM**

The ornamental design for a push pull welding wire gun, as shown and described.

DESCRIPTION

FIG. 1 is a front perspective view of a push pull welding wire gun showing my new design with environment shown in broken lines;

FIG. 2 is a top view thereof;

FIG. 3 is a bottom view thereof;

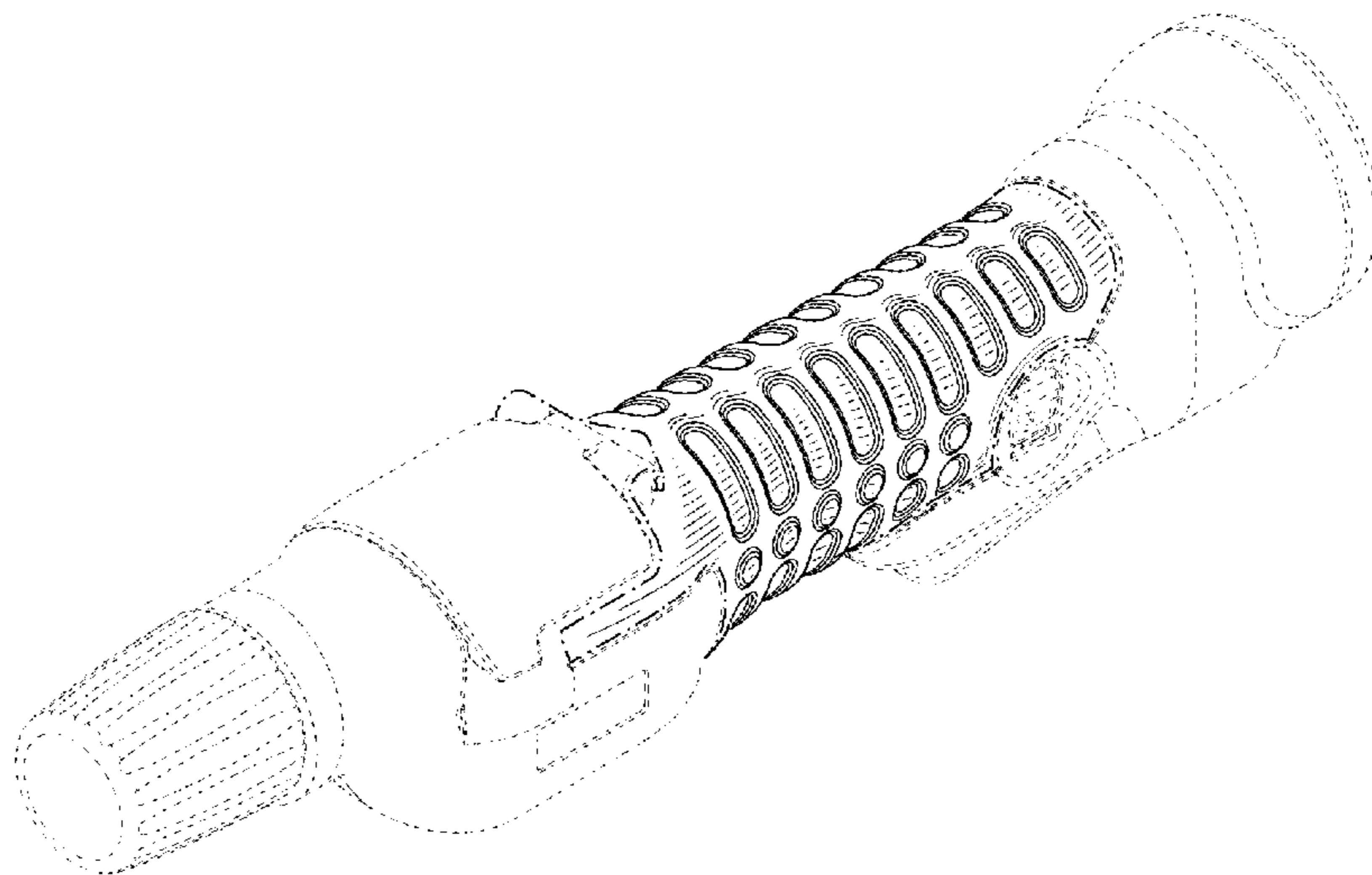
FIG. 4 is a left side view thereof;

FIG. 5 is a right side view thereof; and,

FIG. 6 is a rear perspective view thereof.

The dashed lines depict portion of the push pull welding gun in which the design is embodied that form no part of the claimed design. The dot dash lines define the boundaries for the claimed design.

1 Claim, 4 Drawing Sheets



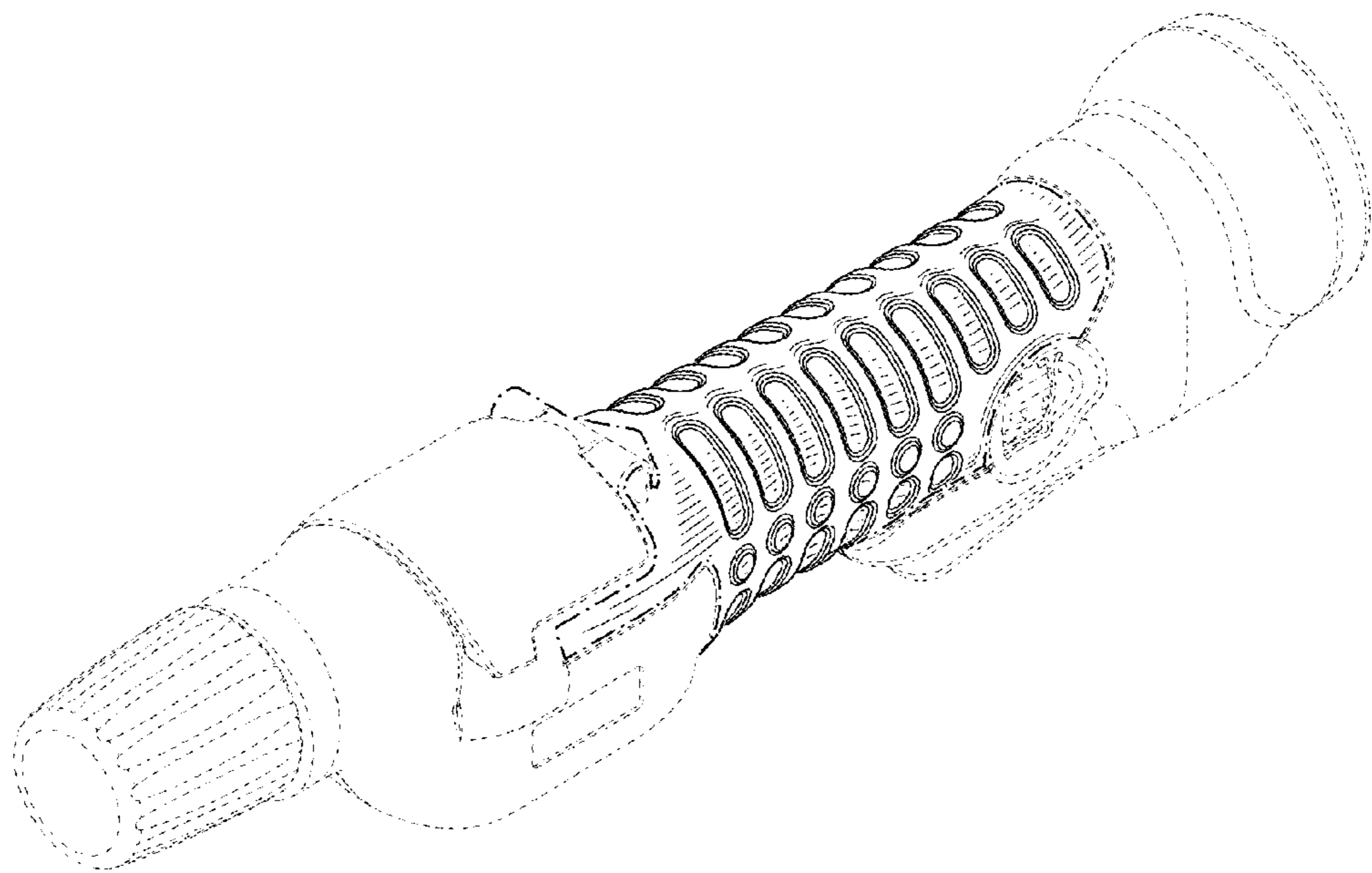


FIG. 1

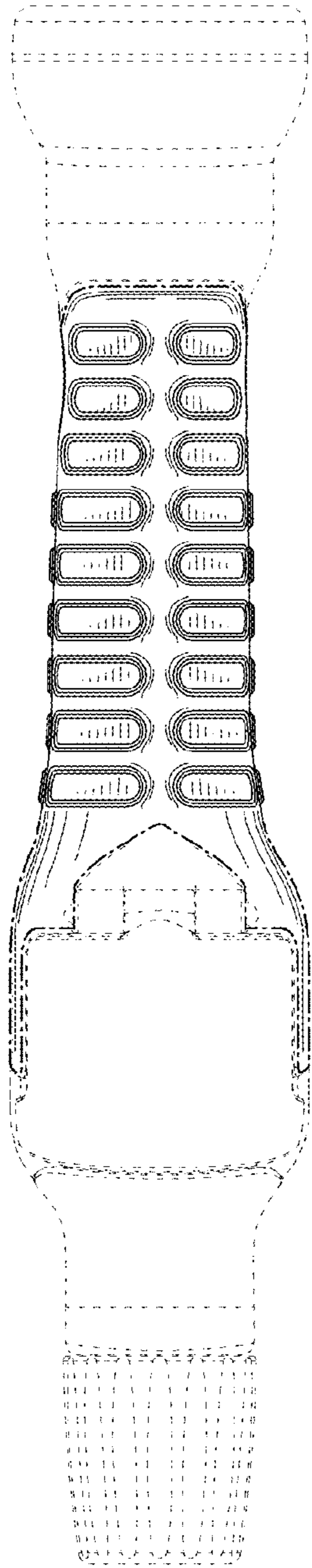


FIG. 2

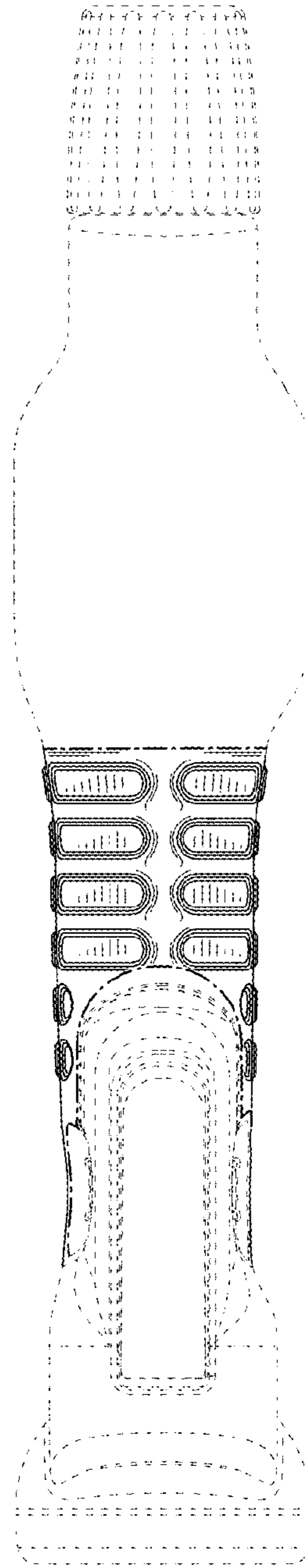


FIG. 3

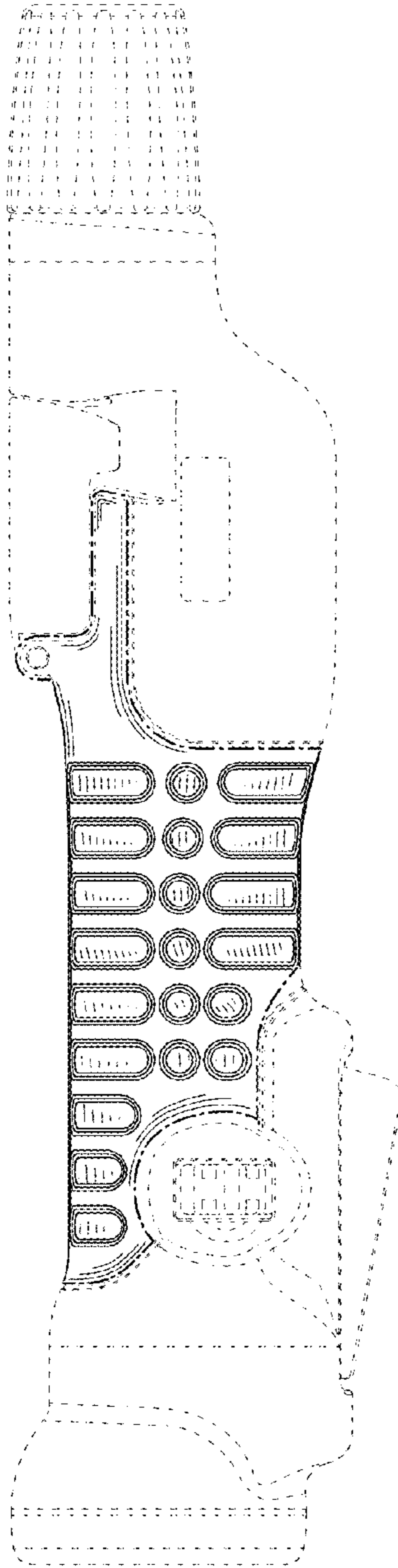


FIG. 4

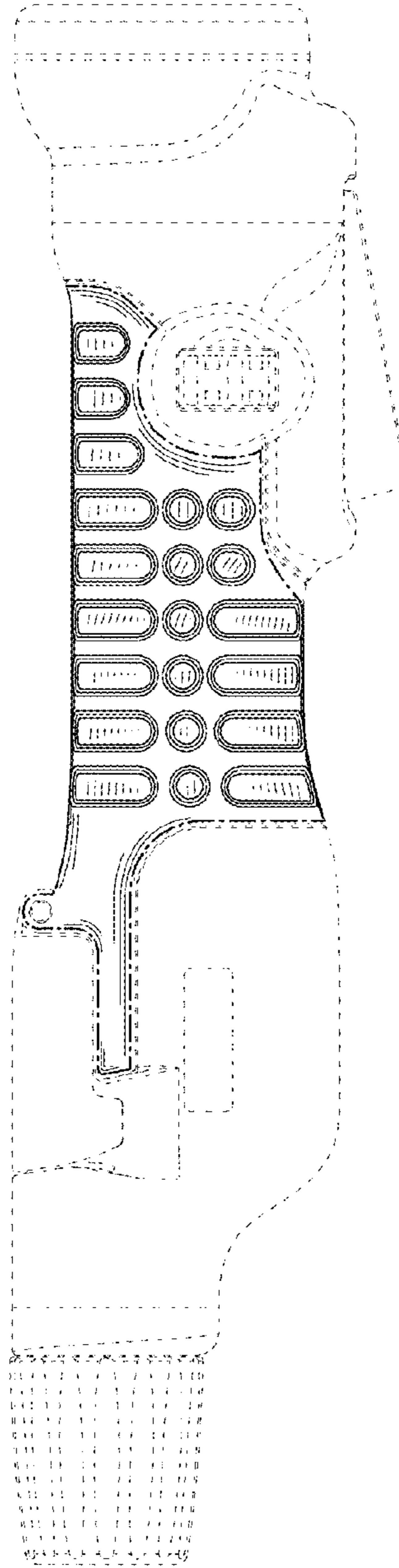


FIG. 5

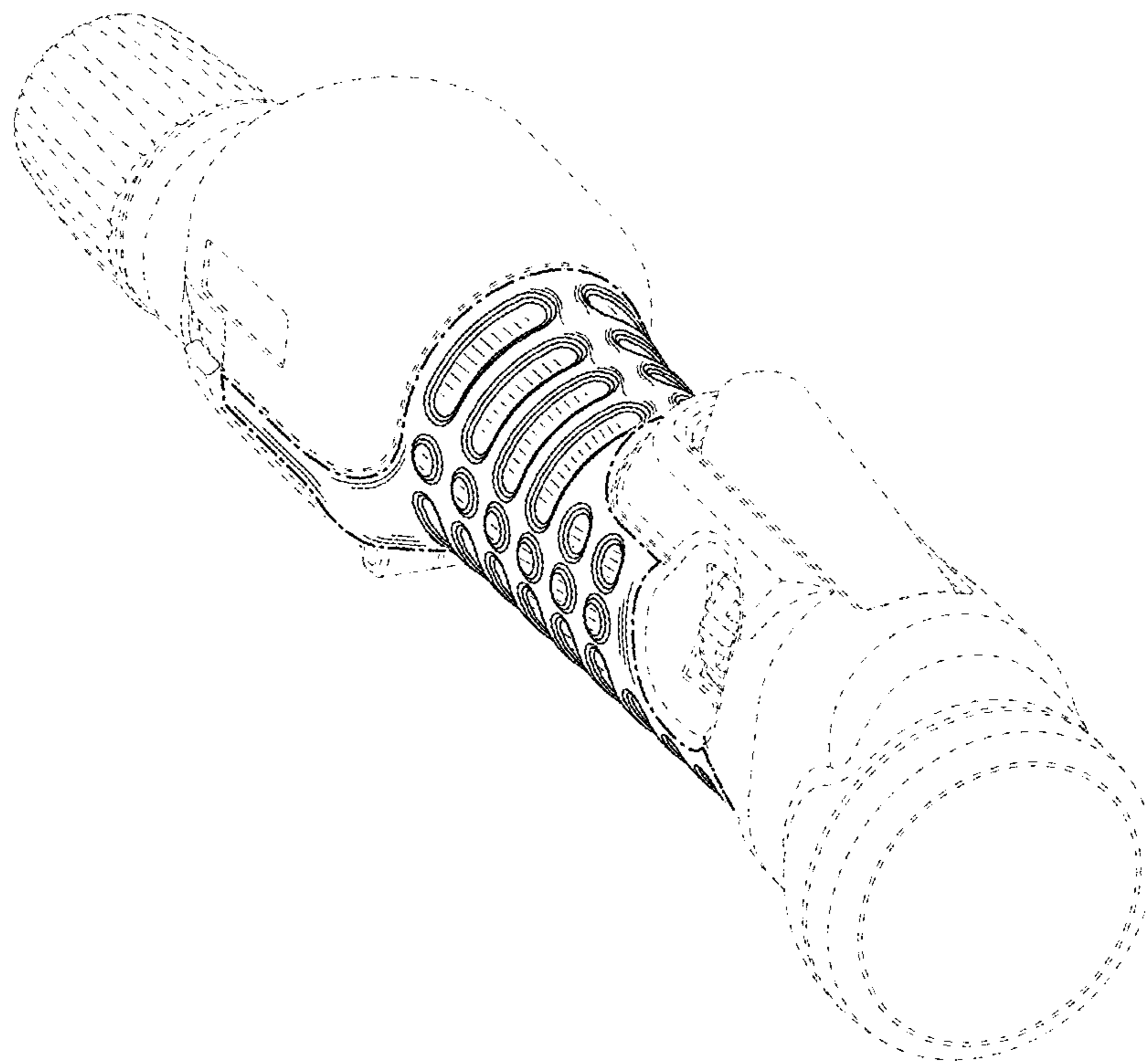


FIG. 6