



US00D752398S

(12) **United States Design Patent**
Mou

(10) **Patent No.:** **US D752,398 S**
(45) **Date of Patent:** **** Mar. 29, 2016**

- (54) **STACKABLE DISPOSABLE KNIFE**
- (71) Applicant: **Lee Ching Mou**, Taikoo Shing (HK)
- (72) Inventor: **Lee Ching Mou**, Taikoo Shing (HK)
- (73) Assignee: **SAMKO LIMITED**, Quarry Bay (HK)
- (**) Term: **14 Years**
- (21) Appl. No.: **29/517,469**
- (22) Filed: **Feb. 12, 2015**
- (51) **LOC (10) Cl.** **07-03**
- (52) **U.S. Cl.**
USPC **D7/650; D7/645; D7/649**
- (58) **Field of Classification Search**
USPC D7/368, 401.2, 642-645, 649-664, 669,
D7/675-677, 683, 688-689, 691; D8/107,
D8/300-301; D22/117-118
CPC A01D 9/02; A01D 9/04; A01D 9/06;
A47G 21/00; A47G 21/004; A47G 21/005;
A47G 21/02; A47G 21/023; A47G 21/04;
A47G 21/06; A47G 21/08; A47J 43/28;
A47J 43/281; A47J 43/282; A61F 13/10;
A61J 7/0023; B25G 1/00; B25G 1/01; B25G
1/02; B25G 3/00; B65D 71/00; B65D 75/56;
B65D 75/563; B65D 75/566; B67B 7/00;
B67B 7/724; B67B 7/73
See application file for complete search history.

- (56) **References Cited**
U.S. PATENT DOCUMENTS
D236,070 S * 7/1975 Dart D7/650
D252,315 S * 7/1979 Dart D7/650

| | | | | |
|-------------------|---------|-------------|-------|------------|
| 4,317,284 A * | 3/1982 | Prindle | | A47G 21/06 |
| | | | | 30/147 |
| 4,524,512 A * | 6/1985 | Formo | | A47G 21/06 |
| | | | | 30/147 |
| 5,904,250 A * | 5/1999 | De Schutter | | B65D 71/00 |
| | | | | 206/553 |
| D533,033 S * | 12/2006 | Wagner | | D7/650 |
| D536,222 S * | 2/2007 | Heiberg | | D7/645 |
| D554,953 S * | 11/2007 | Smith | | D7/664 |
| D623,907 S * | 9/2010 | Lenge | | D7/649 |
| D625,153 S * | 10/2010 | Gallop | | D7/642 |
| 8,839,522 B2 * | 9/2014 | Walters | | A47G 21/06 |
| | | | | 30/142 |
| 2010/0000096 A1 * | 1/2010 | Muehlemann | | A47G 21/02 |
| | | | | 30/165 |
| 2011/0296693 A1 * | 12/2011 | Oakes | | A47G 21/06 |
| | | | | 30/142 |

* cited by examiner

Primary Examiner — Ricky Pham
(74) *Attorney, Agent, or Firm* — Steins & Associates, P.C.

(57) **CLAIM**
What is claimed is the ornamental design for a stackable disposable knife, as shown.

DESCRIPTION

FIG. 1 is a top perspective view of the stackable disposable knife;
FIG. 2 is a top view thereof;
FIG. 3 is a bottom view thereof;
FIG. 4 is a right side view thereof;
FIG. 5 is a left side view thereof;
FIG. 6 is an enlarged handle end view thereof; and,
FIG. 7 is a perspective view of a stack of the stackable disposable knives.

1 Claim, 7 Drawing Sheets



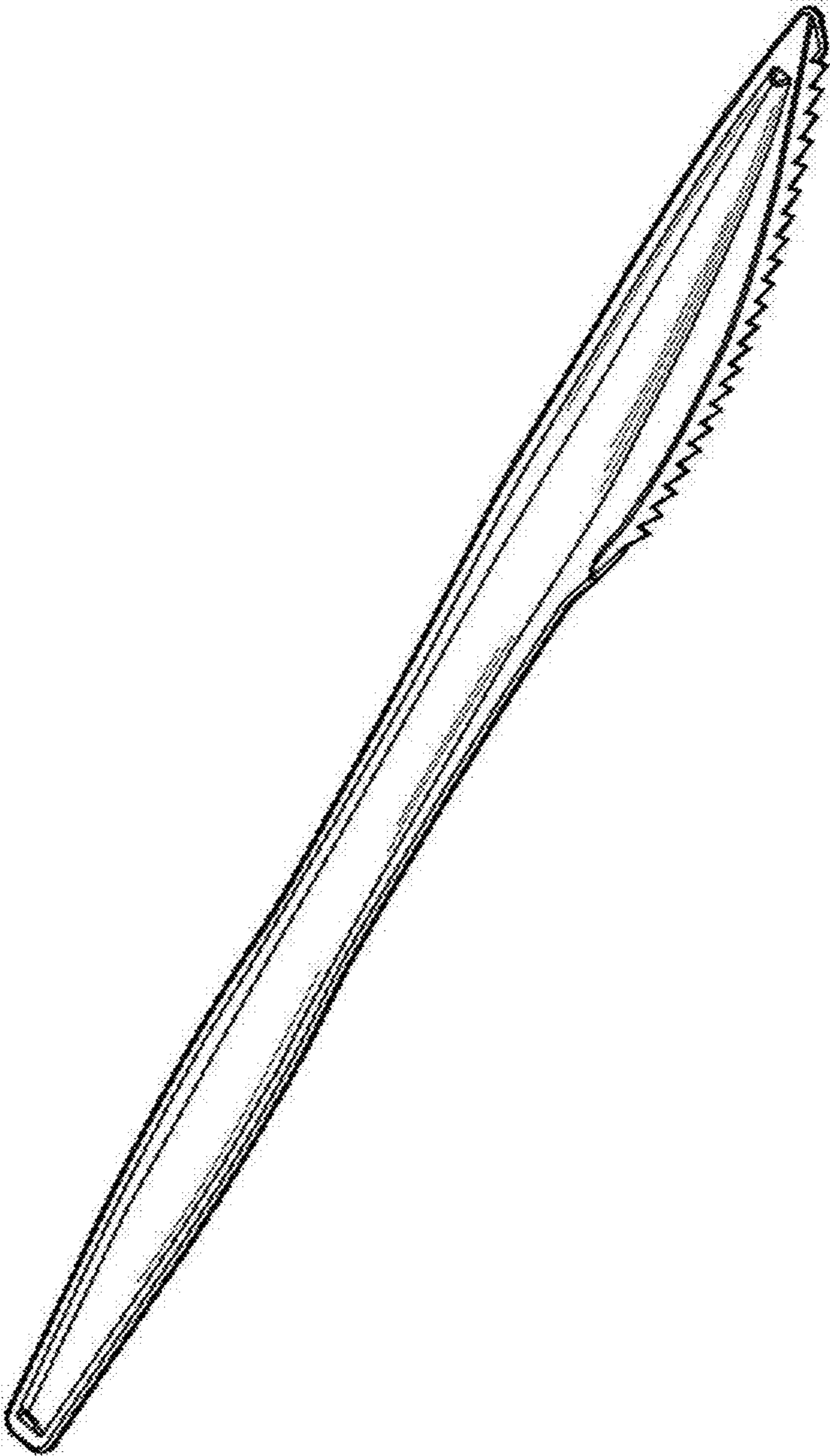


FIG. 1




FIG. 2




FIG. 3

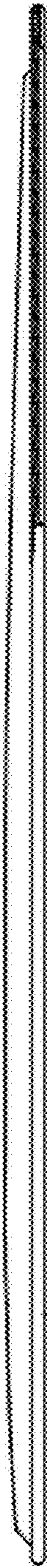


FIG. 4



FIG. 5

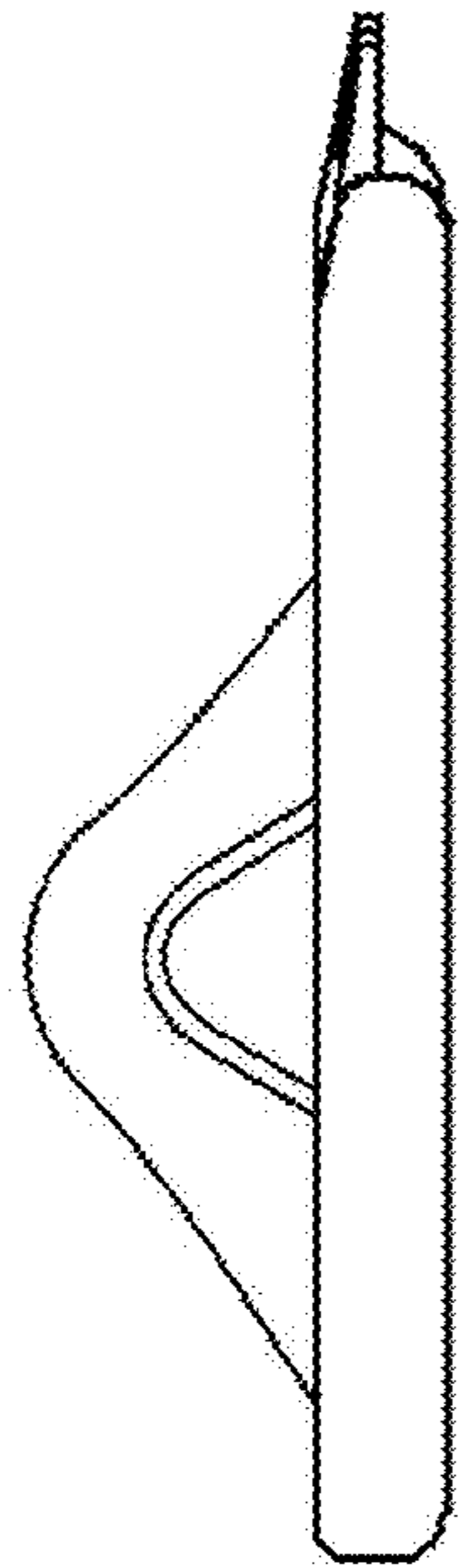


FIG. 6

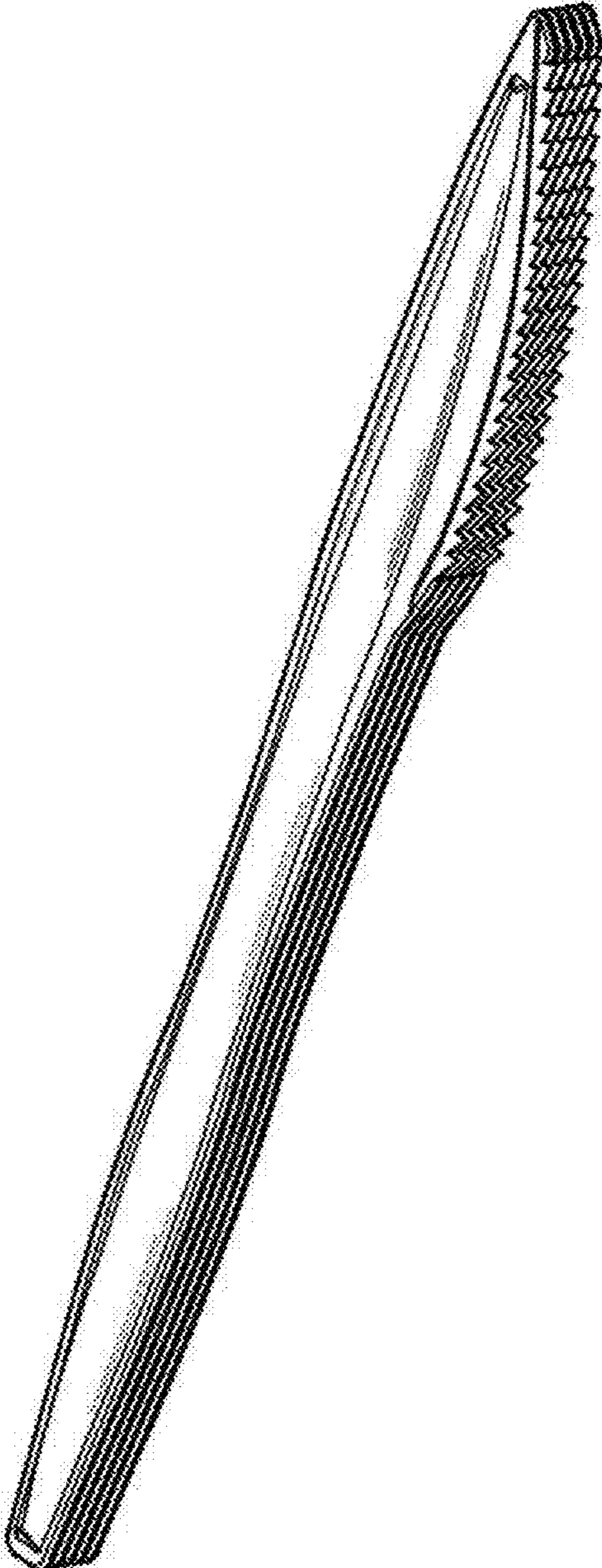


FIG. 7