



US00D752386S

(12) **United States Design Patent**
Pionek et al.

(10) **Patent No.:** **US D752,386 S**
(45) **Date of Patent:** **** Mar. 29, 2016**

(54) **FIVE KNOB CONTROL PANEL FOR A COOKTOP**

(71) Applicant: **Wolf Appliance, Inc.**, Fitchburg, WI (US)

(72) Inventors: **Jason C. Pionek**, Madison, WI (US); **Curtis Leroy Cruver, IV**, Elmhurst, IL (US); **William Cesare Cesaroni**, Glenview, IL (US); **Curt P. Vitcenda**, Edgerton, WI (US); **Patrick W. Best**, Mount Horeb, WI (US)

(73) Assignee: **Wolf Appliance, Inc.**, Fitchburg, WI (US)

(**) Term: **14 Years**

(21) Appl. No.: **29/515,305**

(22) Filed: **Jan. 21, 2015**

Related U.S. Application Data

(62) Division of application No. 29/490,038, filed on May 6, 2014, now Pat. No. Des. 724,382.

(51) **LOC (10) Cl.** **07-02**

(52) **U.S. Cl.**
USPC **D7/406**

(58) **Field of Classification Search**

USPC D7/334, 340, 346, 348, 350.1–350.4, D7/351, 402, 405–408, 393; 219/756–758, 219/391, 393, 395, 401, 452.13; 126/19 M, 126/275 E; 99/348, 353, 367, 468; D32/3, D32/28; D8/307, 310–311; D13/174
CPC H05B 6/6426; H05B 6/642; H05B 6/6444; F24C 14/02; F24C 7/06; F24C 15/102; A21B 3/04; A21B 1/52; A21B 7/005; A47J 37/0611; A47J 37/1214; A23L 3/10; A21C 13/00

See application file for complete search history.

(56) **References Cited**

U.S. PATENT DOCUMENTS

D174,998 S * 6/1955 Vetter D7/346
D187,771 S * 4/1960 Poracki D7/346

(Continued)

Primary Examiner — T. Chase Nelson

Assistant Examiner — Mark Cavanna

(74) *Attorney, Agent, or Firm* — Bell & Manning, LLC

(57) **CLAIM**

We claim the ornamental design for a five knob control panel for a cooktop, as shown and described.

DESCRIPTION

FIG. 1 is a top, front, right perspective view including an environment of use of a first embodiment of a five knob control panel for a cooktop showing our new design;

FIG. 2 is a top plan view of the five knob control panel for a cooktop of FIG. 1;

FIG. 3 is a front elevation view of the five knob control panel for a cooktop of FIG. 1;

FIG. 4 is a back elevation view of the five knob control panel for a cooktop of FIG. 1;

FIG. 5 is a right elevation view of the five knob control panel for a cooktop of FIG. 1;

FIG. 6 is a left elevation view of the five knob control panel for a cooktop of FIG. 1;

FIG. 7 is a top, front, right perspective view including an environment of use of a second embodiment of a five knob control panel for a cooktop showing our new design, wherein the cross hatching and the stippling are used to indicate contrasting surface color;

FIG. 8 is a top plan view of the five knob control panel for a cooktop of FIG. 7;

FIG. 9 is a front elevation view of the five knob control panel for a cooktop of FIG. 7;

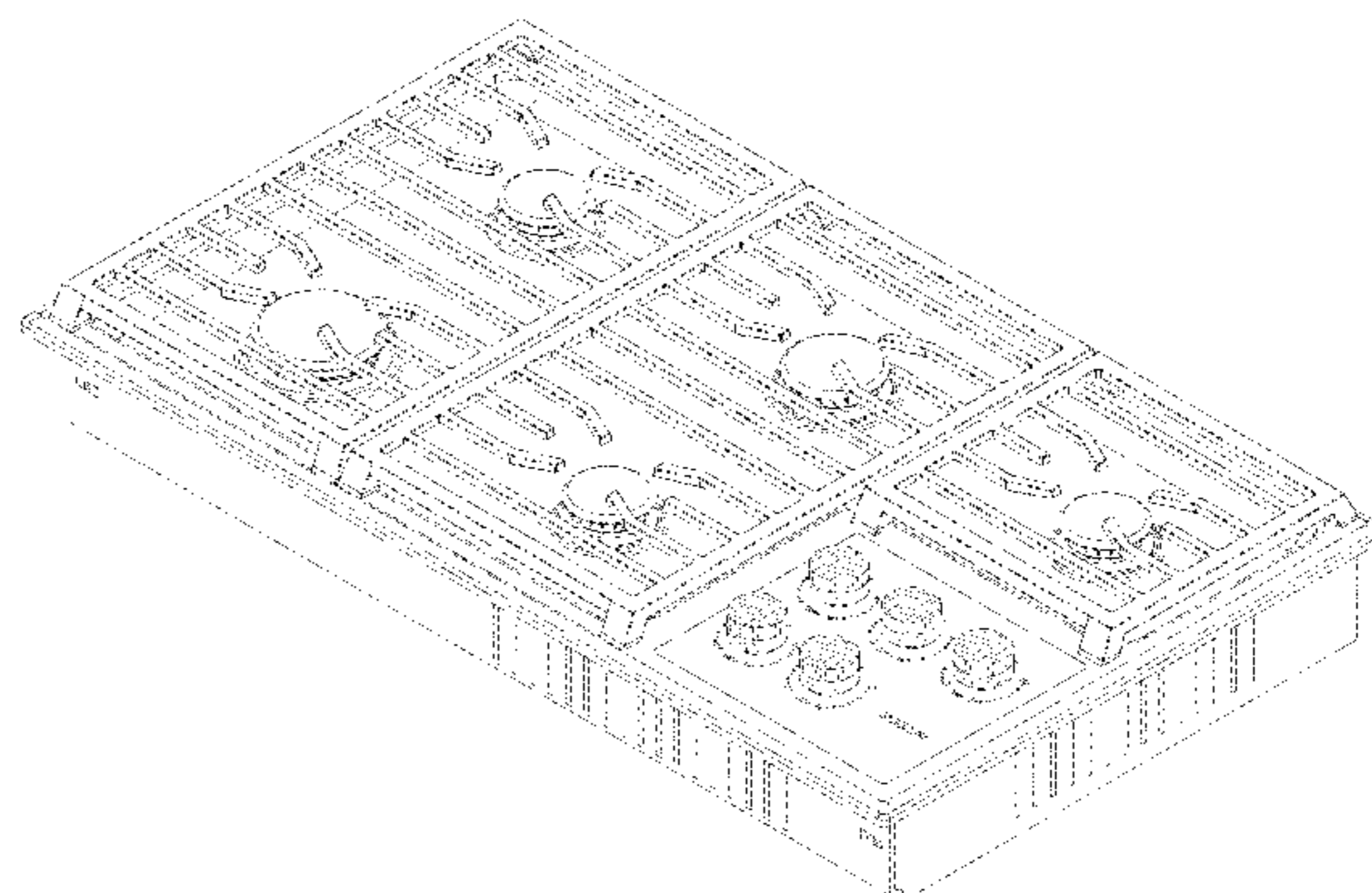
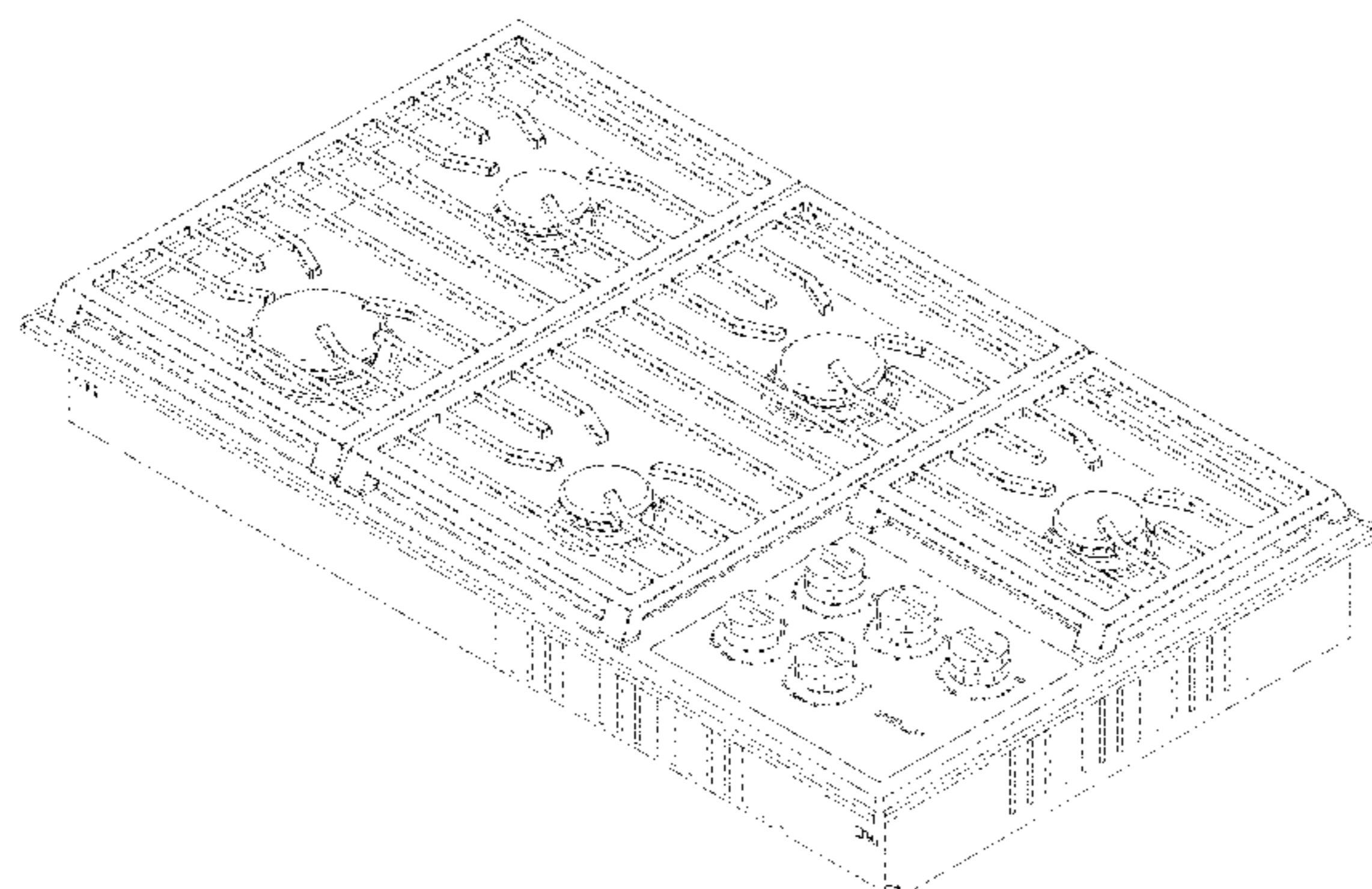
FIG. 10 is a back elevation view of the five knob control panel for a cooktop of FIG. 7;

FIG. 11 is a right elevation view of the five knob control panel for a cooktop of FIG. 7; and,

FIG. 12 is a left elevation view of the five knob control panel for a cooktop of FIG. 7.

The broken lines in FIGS. 1 and 7 are included for the purpose of illustrating the environment and disclaimed indicia and form no part of the claimed design. The bottom view of the first embodiment and the second embodiment of the five knob control panel for a cooktop are flat, unornamented, form no part of the claimed design.

1 Claim, 6 Drawing Sheets



(56)

References Cited

U.S. PATENT DOCUMENTS

D187,902 S *	5/1960	Poracki	D7/406	D510,226 S *	10/2005	Vetter	D7/340
D194,137 S *	11/1962	Jenn	D7/346	D513,922 S *	1/2006	Grutzke	D7/346
D208,918 S *	10/1967	Dole	D8/311	D536,208 S *	2/2007	Ostlund	D7/340
D271,269 S *	11/1983	Vetter	D7/407	D547,609 S *	7/2007	Chung	D7/406
D277,448 S *	2/1985	Vetter	D7/346	D559,206 S *	1/2008	Neveu	D13/174
D289,487 S *	4/1987	Schultz	D7/346	D567,060 S *	4/2008	Busalt	D8/310
D334,866 S *	4/1993	Warren	D7/407	D573,000 S *	7/2008	Martin	D8/311
D372,630 S *	8/1996	Lewis	D7/346	D577,983 S *	10/2008	Martin	D8/311
D375,867 S *	11/1996	Sparks	D7/340	D578,349 S *	10/2008	Rieser	D7/402
D400,778 S *	11/1998	Holbrook, Jr.	D8/311	D612,704 S *	3/2010	Funnell	D8/310
D443,496 S *	6/2001	DeCosse	D8/311	D612,705 S *	3/2010	Baker	D8/311
D477,177 S *	7/2003	Jeong	D7/340	D628,457 S *	12/2010	Bengtson	D8/311
D477,496 S *	7/2003	Monguilod	D7/340	D629,638 S *	12/2010	Funnell	D7/346
D493,090 S *	7/2004	Chen	D8/310	D634,156 S *	3/2011	Fuller	D7/393
D494,414 S *	8/2004	Becker	D7/346	D634,602 S *	3/2011	Bengtson	D8/311
D498,657 S *	11/2004	Milrud	D8/311	D637,886 S *	5/2011	Bengtson	D8/311
D502,632 S *	3/2005	Becker	D7/346	D642,042 S *	7/2011	Kim	D8/311
D509,097 S *	9/2005	Grutzke	D7/346	D682,614 S *	5/2013	Loyd	D7/406
					D710,673 S *	8/2014	Boo	D8/311
					D714,096 S *	9/2014	Boo	D7/406

* cited by examiner

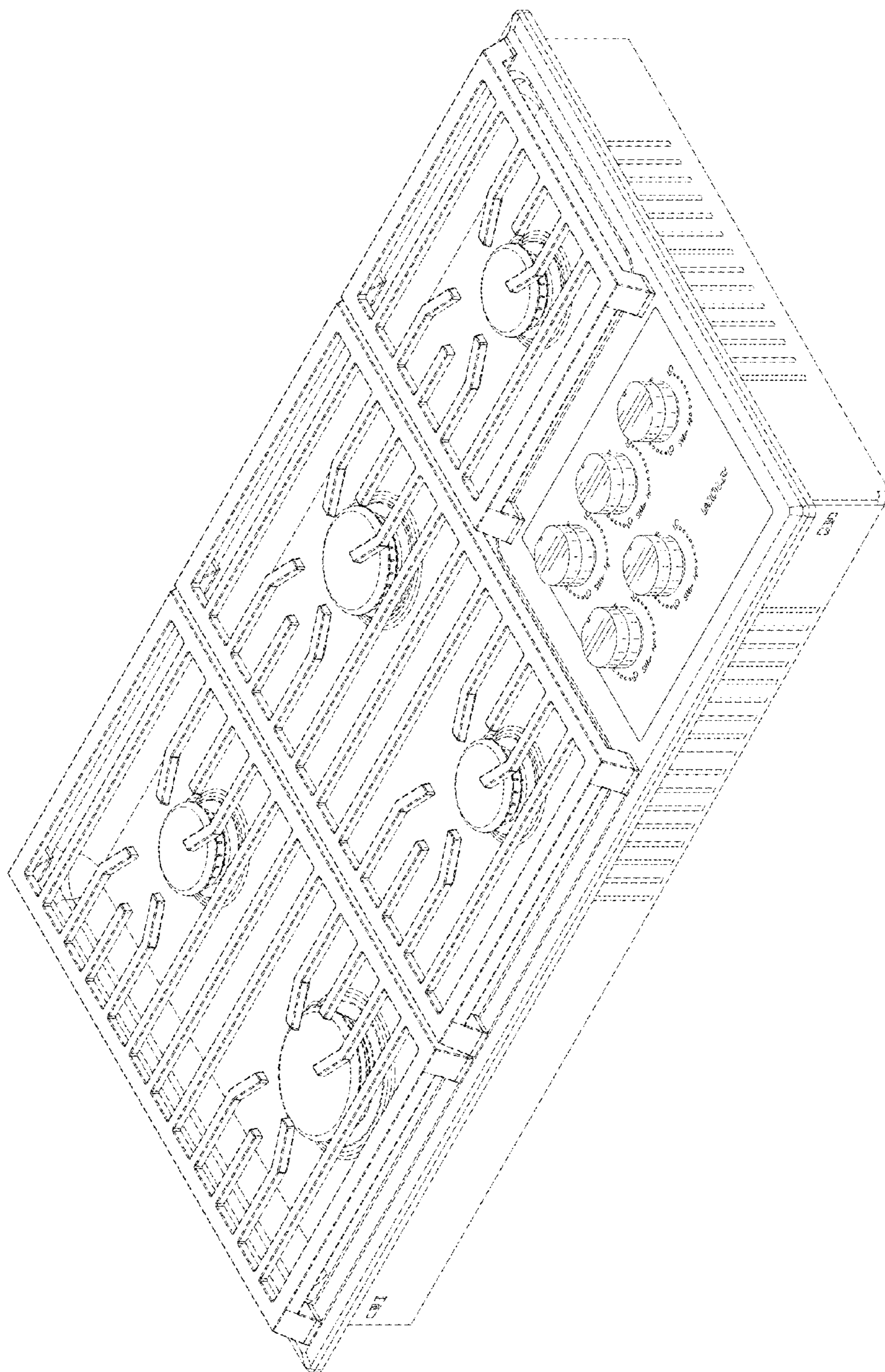


FIG. 1

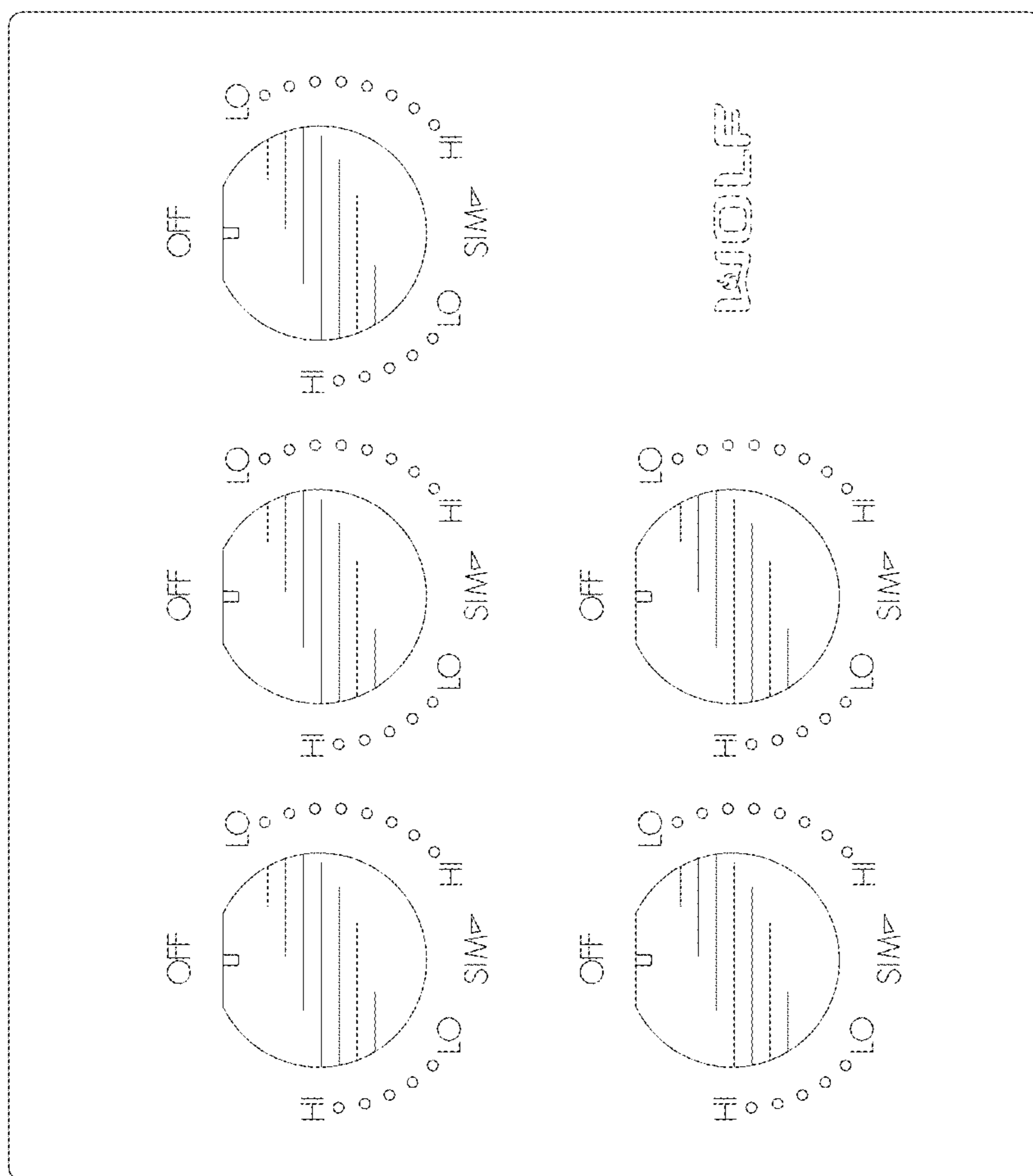


FIG. 2

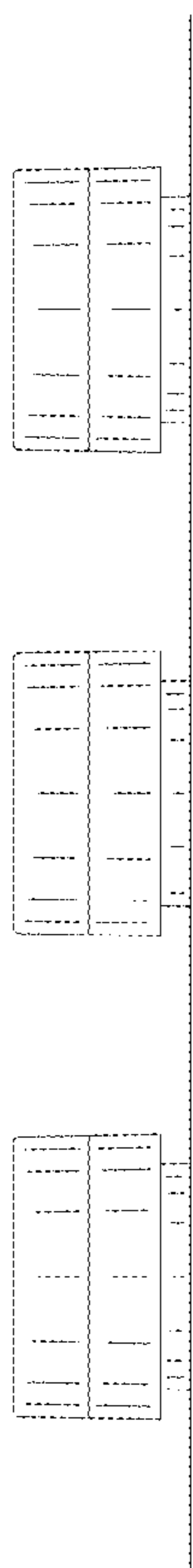


FIG. 3



FIG. 4



FIG. 5



FIG. 6

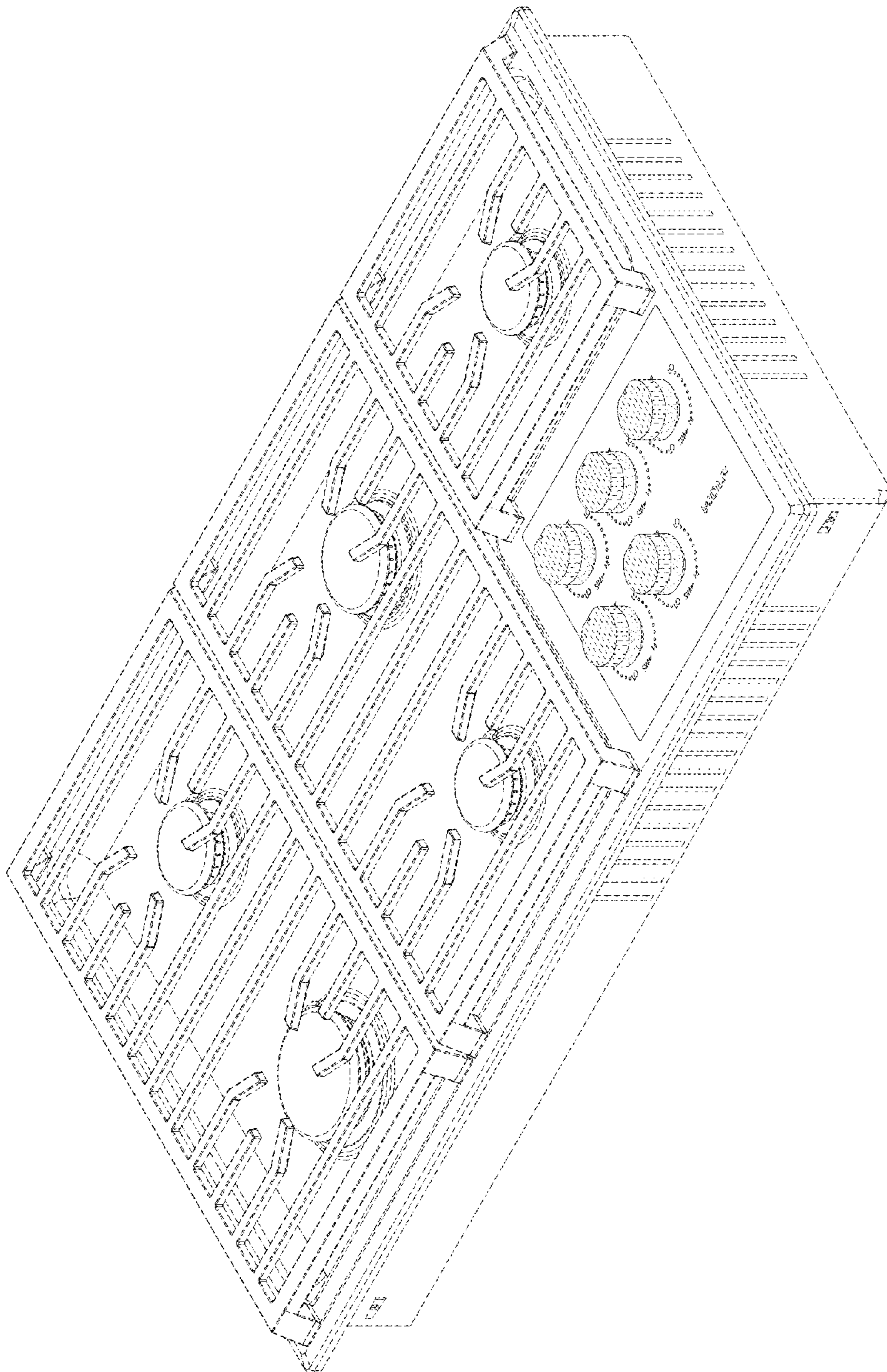


FIG. 7

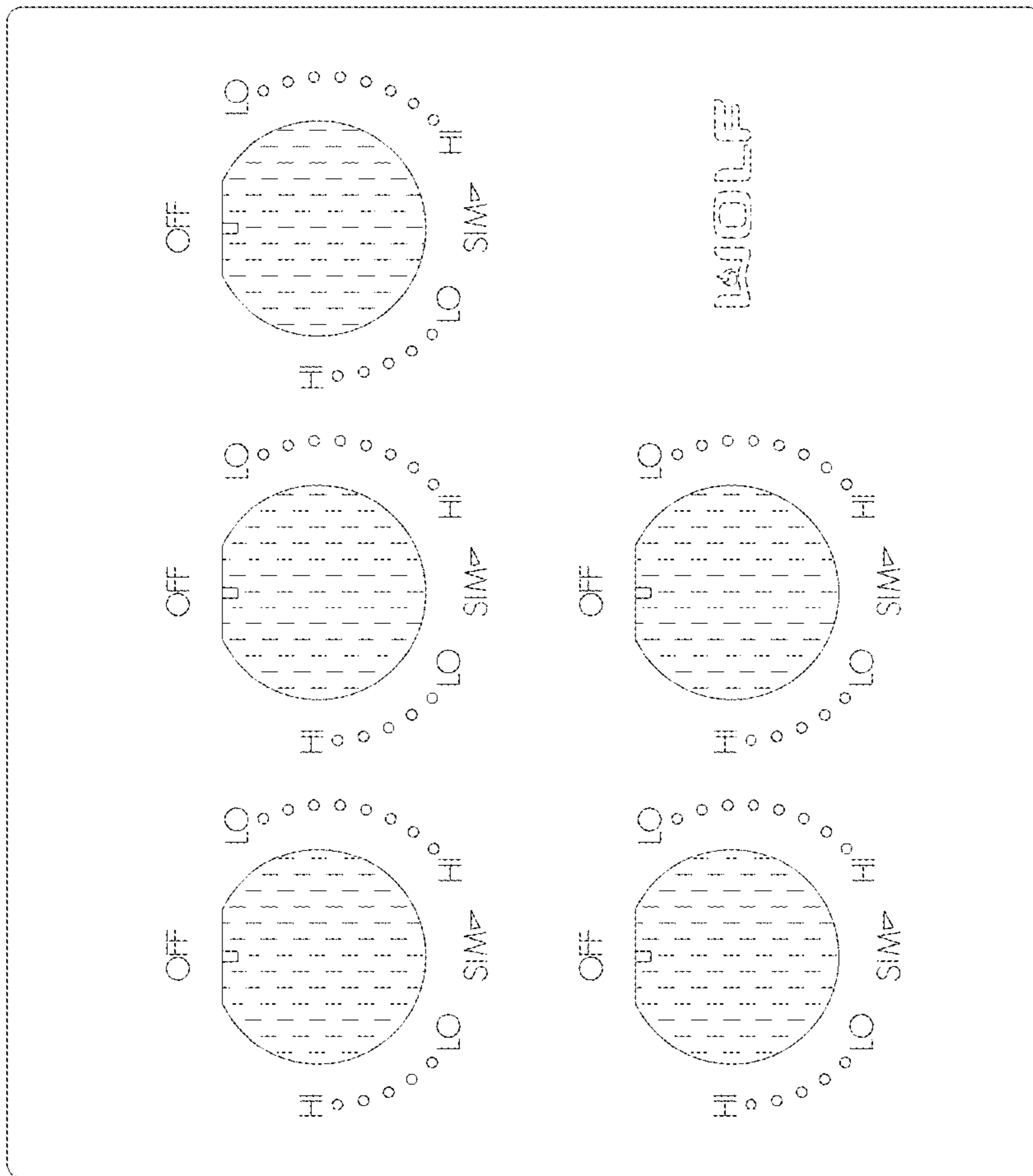


FIG. 8

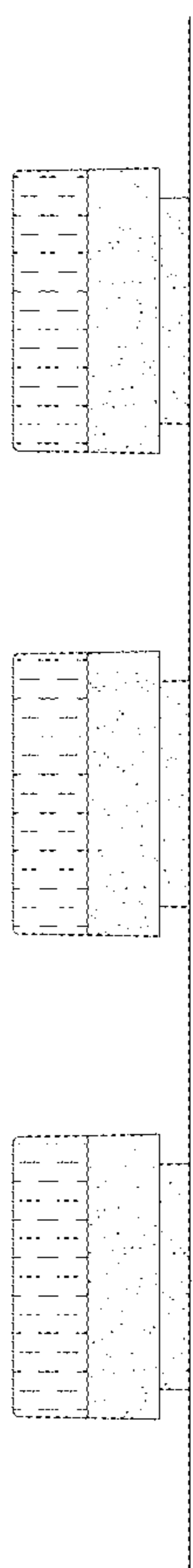


FIG. 9



FIG. 10




FIG. 11



FIG. 12