



US00D752385S

(12) **United States Design Patent**  
**Pionek et al.**

(10) **Patent No.:** **US D752,385 S**  
(45) **Date of Patent:** **\*\* Mar. 29, 2016**

(54) **FOUR KNOB CONTROL PANEL FOR A COOKTOP**

(71) Applicant: **Wolf Appliance, Inc.**, Fitchburg, WI (US)

(72) Inventors: **Jason C. Pionek**, Madison, WI (US); **Curtis Leroy Cruver, IV**, Elmhurst, IL (US); **William Cesare Cesaroni**, Glenview, IL (US); **Curt P. Vitcenda**, Edgerton, WI (US); **Patrick W. Best**, Mount Horeb, WI (US)

(73) Assignee: **Wolf Appliance, Inc.**, Fitchburg, WI (US)

(\*\*) Term: **14 Years**

(21) Appl. No.: **29/515,299**

(22) Filed: **Jan. 21, 2015**

**Related U.S. Application Data**

(62) Division of application No. 29/490,030, filed on May 6, 2014, now Pat. No. Des. 724,381.

(51) **LOC (10) Cl.** ..... **07-02**

(52) **U.S. Cl.**  
USPC ..... **D7/406**

(58) **Field of Classification Search**

USPC ..... D7/334, 340, 346, 348, 350.1–350.4, D7/351, 402, 405–408, 393; 219/756–758, 219/391, 393, 395, 401, 452.13; 126/19 M, 126/275 E; 99/348, 353, 367, 468; D32/3, D32/28; D8/307, 310–311; D13/174  
CPC .... H05B 6/6426; H05B 6/642; H05B 6/6444; F24C 14/02; F24C 7/06; F24C 15/102; A21B 3/04; A21B 1/52; A21B 7/005; A47J 37/0611; A47J 37/1214; A23L 3/10; A21C 13/00

See application file for complete search history.

(56) **References Cited**

**U.S. PATENT DOCUMENTS**

D174,998 S \* 6/1955 Vetter ..... D7/346  
D187,771 S \* 4/1960 Poracki ..... D7/346

(Continued)

*Primary Examiner* — T. Chase Nelson

*Assistant Examiner* — Mark Cavanna

(74) *Attorney, Agent, or Firm* — Bell & Manning, LLC

(57) **CLAIM**

We claim the ornamental design for a four knob control panel for a cooktop, as shown and described.

**DESCRIPTION**

FIG. 1 is a top, front, right perspective view including an environment of use of a first embodiment of a four knob control panel showing our new design;

FIG. 2 is a top plan view of the four knob control panel of FIG. 1;

FIG. 3 is a front elevation view of the four knob control panel of FIG. 1;

FIG. 4 is a back elevation view of the four knob control panel of FIG. 1;

FIG. 5 is a right elevation view of the four knob control panel of FIG. 1;

FIG. 6 is a left elevation view of the four knob control panel of FIG. 1;

FIG. 7 is a top, front, right perspective view including an environment of use of a second embodiment of a four knob control panel showing our new design, wherein the cross hatching and the stippling are used to indicate contrasting surface color;

FIG. 8 is a top plan view of the four knob control panel of FIG. 7;

FIG. 9 is a front elevation view of the four knob control panel of FIG. 7;

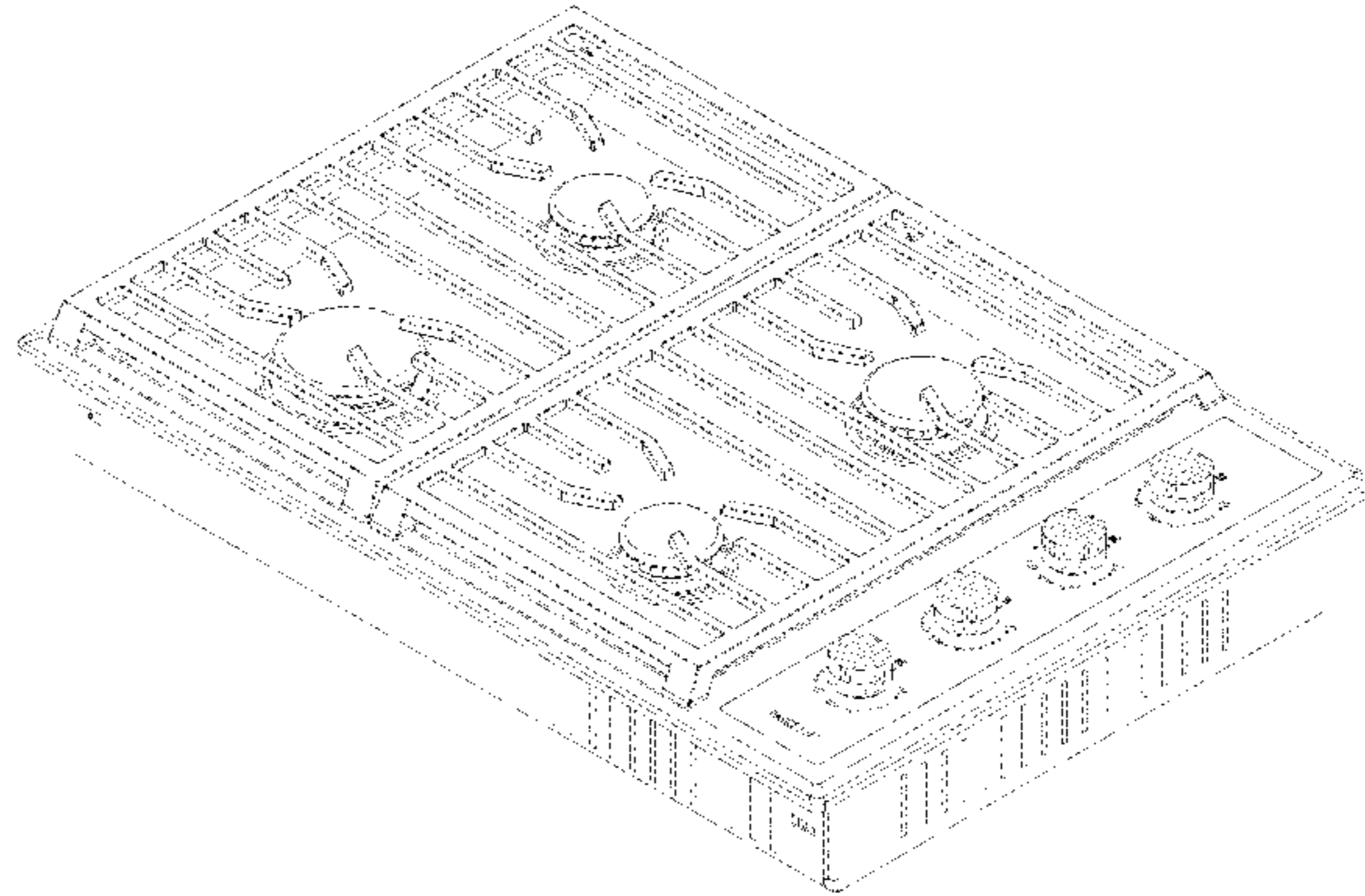
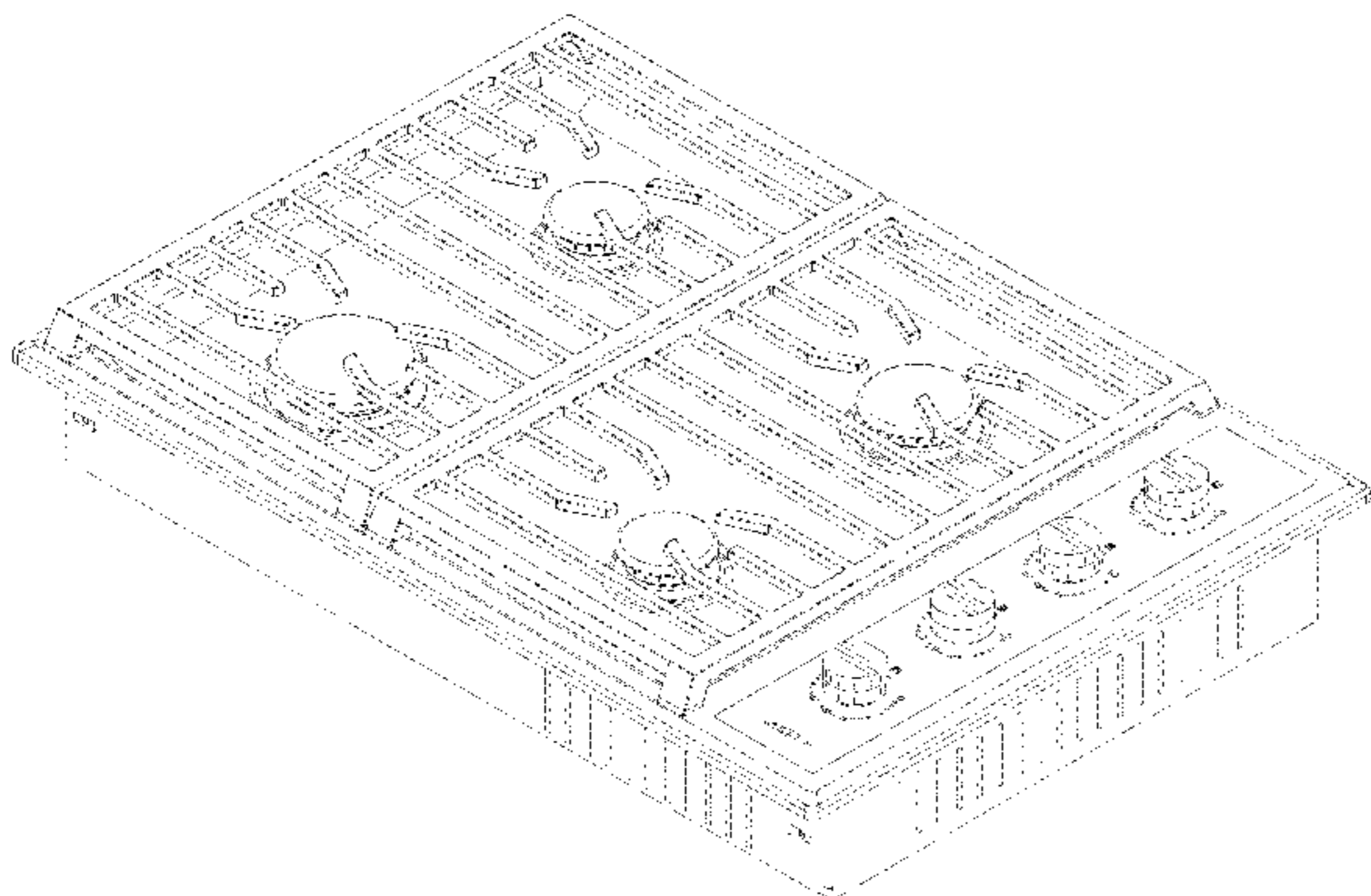
FIG. 10 is a back elevation view of the four knob control panel of FIG. 7;

FIG. 11 is a right elevation view of the four knob control panel of FIG. 7; and,

FIG. 12 is a left elevation view of the four knob control panel of FIG. 7.

The broken lines in FIGS. 1 and 7 are included for the purpose of illustrating the environment and disclaimed indicia and form no part of the claimed design. The bottom view of the first embodiment and the second embodiment of the four knob control panel for a cooktop are flat, unornamented, and form no part of the claimed design.

**1 Claim, 6 Drawing Sheets**



(56)

References Cited

U.S. PATENT DOCUMENTS

D187,902 S *	5/1960	Poracki	.....	D7/406	D510,226 S *	10/2005	Vetter	.....	D7/340
D194,137 S *	11/1962	Jenn	.....	D7/346	D513,922 S *	1/2006	Grutzke	.....	D7/346
D208,918 S *	10/1967	Dole, Jr.	.....	D8/311	D536,208 S *	2/2007	Ostlund	.....	D7/340
D271,269 S *	11/1983	Vetter	.....	D7/407	D547,609 S *	7/2007	Chung	.....	D7/406
D277,448 S *	2/1985	Vetter	.....	D7/346	D559,206 S *	1/2008	Neveu	.....	D13/174
D289,487 S *	4/1987	Schultz	.....	D7/346	D567,060 S *	4/2008	Busalt	.....	D8/310
D334,866 S *	4/1993	Warren	.....	D7/407	D573,000 S *	7/2008	Martin	.....	D8/311
D372,630 S *	8/1996	Lewis	.....	D7/346	D577,983 S *	10/2008	Martin	.....	D8/311
D375,867 S *	11/1996	Sparks	.....	D7/340	D578,349 S *	10/2008	Rieser	.....	D7/402
D400,778 S *	11/1998	Holbrook, Jr.	.....	D8/311	D612,704 S *	3/2010	Funnell	.....	D8/310
D443,496 S *	6/2001	DeCosse	.....	D8/311	D612,705 S *	3/2010	Baker	.....	D8/311
D477,177 S *	7/2003	Jeong	.....	D7/340	D628,457 S *	12/2010	Bengtson	.....	D8/311
D477,496 S *	7/2003	Monguilod	.....	D7/340	D629,638 S *	12/2010	Funnell	.....	D7/346
D493,090 S *	7/2004	Chen	.....	D8/310	D634,156 S *	3/2011	Fuller	.....	D7/393
D494,414 S *	8/2004	Becker	.....	D7/346	D634,602 S *	3/2011	Bengtson	.....	D8/311
D498,657 S *	11/2004	Milrud	.....	D8/311	D637,886 S *	5/2011	Bengtson	.....	D8/311
D502,632 S *	3/2005	Becker	.....	D7/346	D642,042 S *	7/2011	Kim	.....	D8/311
D509,097 S *	9/2005	Grutzke	.....	D7/346	D682,614 S *	5/2013	Loyd	.....	D7/406
					D710,673 S *	8/2014	Boo	.....	D8/311
					D714,096 S *	9/2014	Boo	.....	D7/406

\* cited by examiner



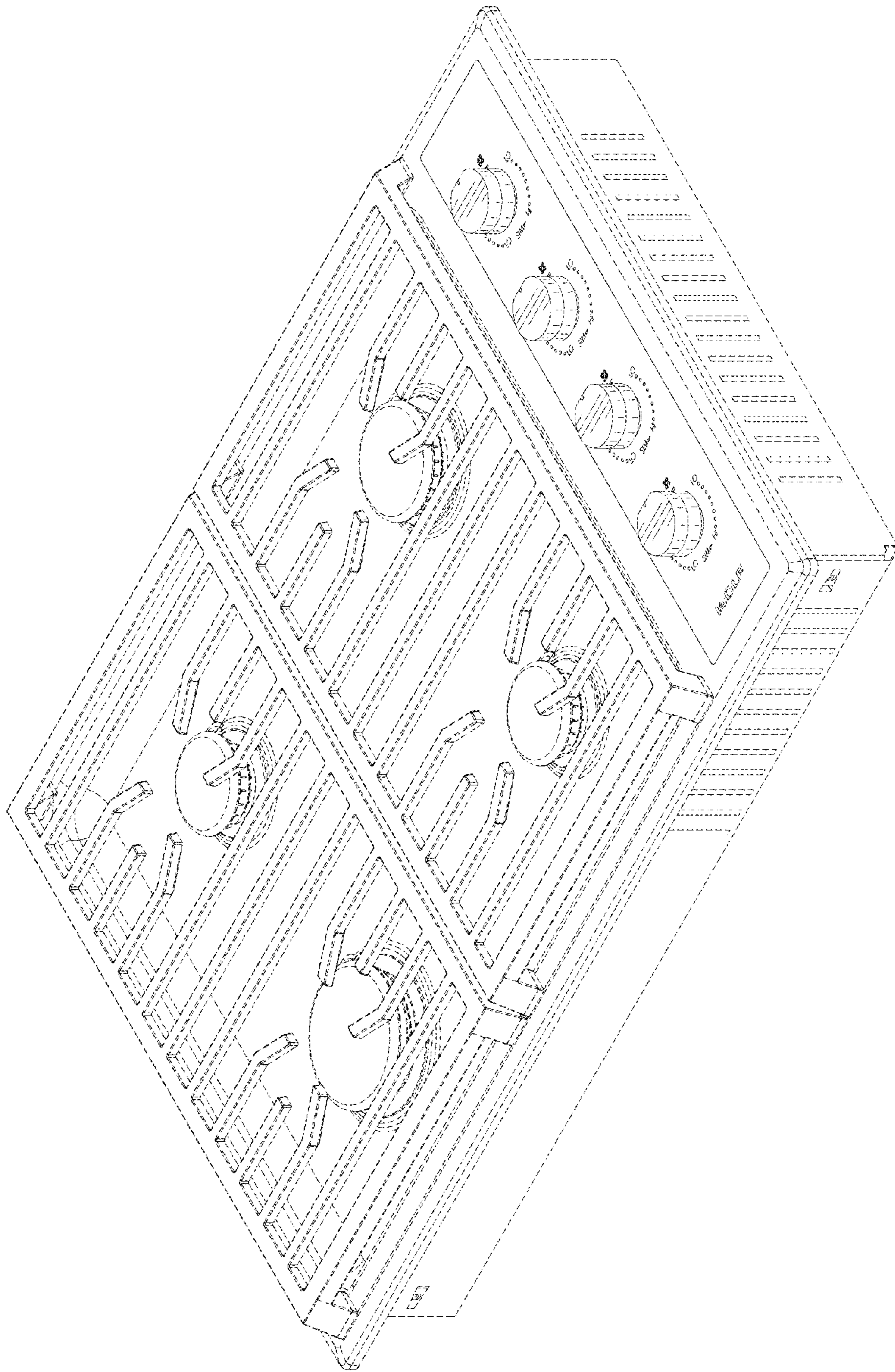


FIG. 1

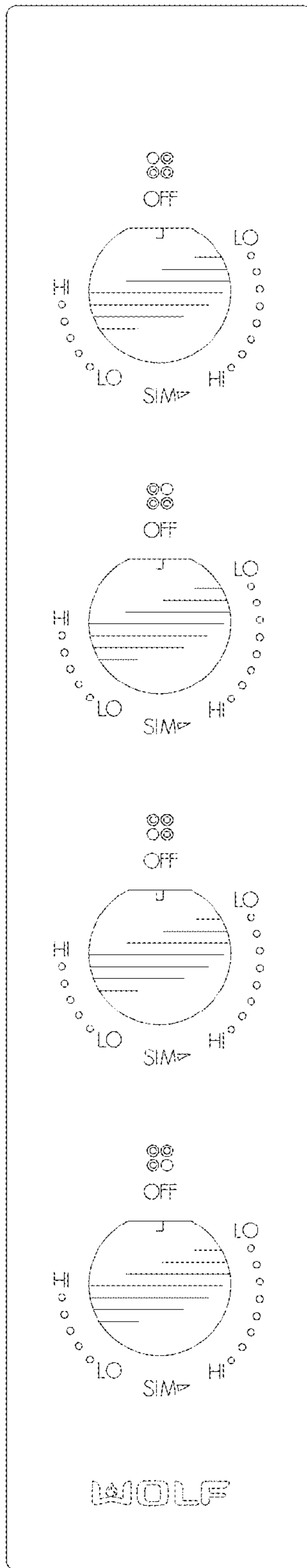


FIG. 2



FIG. 4

FIG. 3




FIG. 5



FIG. 6

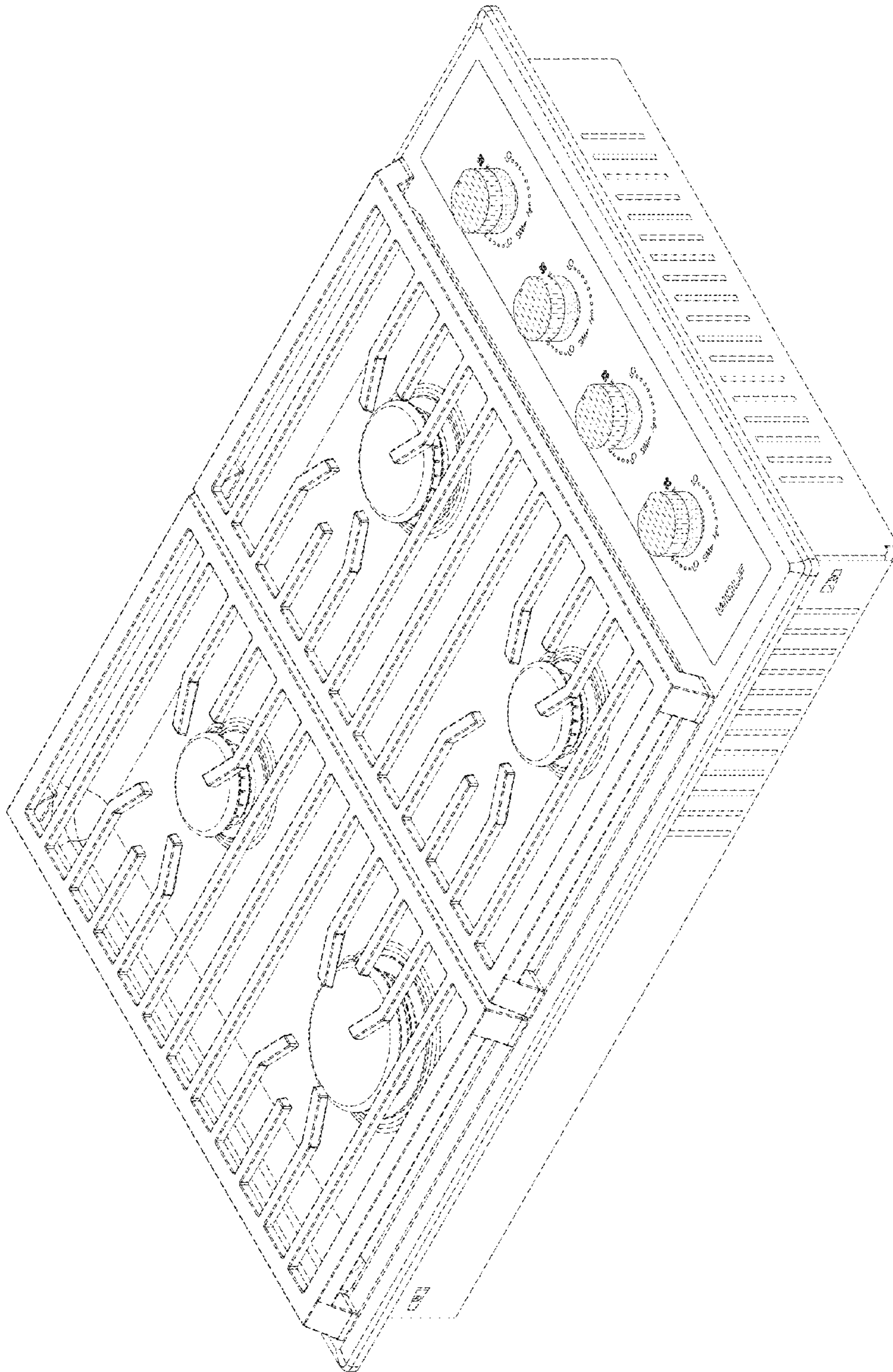


FIG. 7



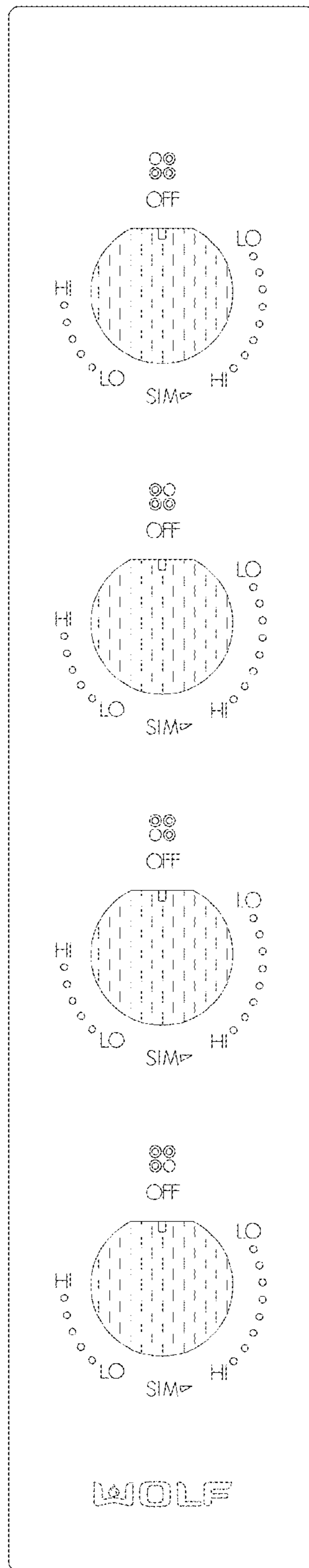


FIG. 8



FIG. 9

FIG. 10




FIG. 11




FIG. 12