



US00D752357S

(12) **United States Design Patent**  
**Lu**

(10) **Patent No.:** **US D752,357 S**  
(45) **Date of Patent:** **\*\* Mar. 29, 2016**

(54) **BED**

(71) Applicant: **ACME FURNITURE INDUSTRY, INC.**, City of Industry, CA (US)

(72) Inventor: **Hsu-Yang Lu**, Taipei (TW)

(73) Assignee: **ACME Furniture Industry, Inc.**, City of Industry, CA (US)

(\*\*) Term: **14 Years**

(21) Appl. No.: **29/466,516**

(22) Filed: **Sep. 9, 2013**

(51) **LOC (10) Cl.** ..... **06-02**

(52) **U.S. Cl.**  
USPC ..... **D6/393**

(58) **Field of Classification Search**  
USPC ..... D6/382, 383, 388, 389, 392-395,  
D6/718.13; 5/53.1, 279.1, 280, 281, 907

See application file for complete search history.

(56) **References Cited**

U.S. PATENT DOCUMENTS

D210,763	S	*	4/1968	Kessler	.....	D6/506
D638,236	S	*	5/2011	Schmitt	.....	D6/505
D638,642	S	*	5/2011	Schmitt	.....	D6/505
D642,836	S	*	8/2011	Schmitt	.....	D6/505
D663,977	S	*	7/2012	Schmitt	.....	D6/505
D702,962	S	*	4/2014	Schmitt	.....	D6/389

\* cited by examiner

*Primary Examiner* — Janice Seeger

(74) *Attorney, Agent, or Firm* — Anthony S. King

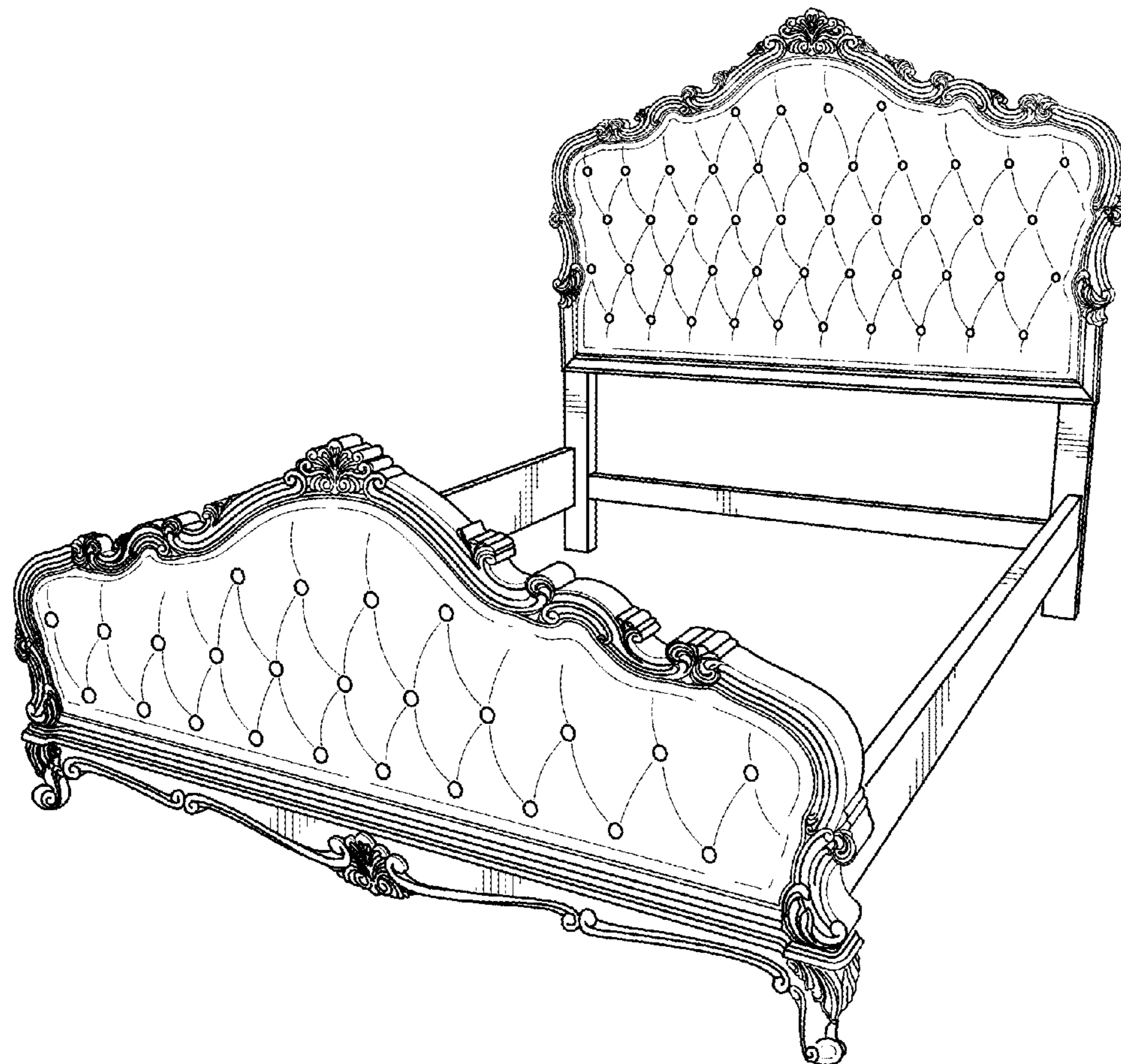
(57) **CLAIM**

The ornamental design for a bed, as shown and described.

**DESCRIPTION**


FIG. 1 is a perspective view of a bed of the present invention; FIG. 2 is a front view of the bed of FIG. 1, the back of the bed is not illustrated as it forms no part of the present invention; FIG. 3 is a right side view of the bed of FIG. 1, the left side view being a mirror image thereof; and, FIG. 4 is a top view of the bed of FIG. 1, the bottom of the bed is not illustrated as it forms no part of the present invention.

**1 Claim, 4 Drawing Sheets**

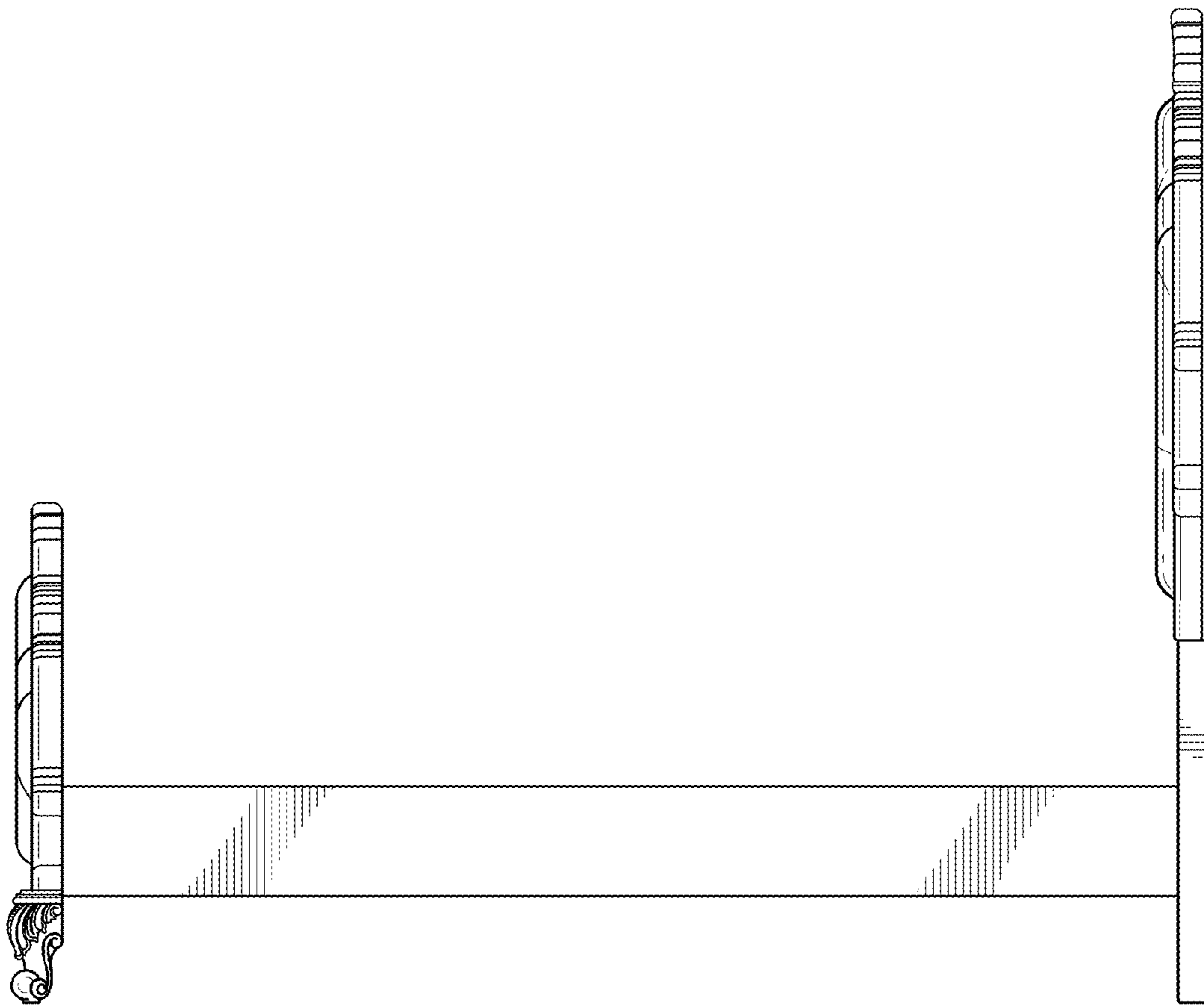





**FIG. 1**



**FIG. 2**



*FIG. 3*



**FIG. 4**