



US00D752337S

(12) **United States Design Patent**
Headley

(10) **Patent No.:** **US D752,337 S**
(45) **Date of Patent:** **** Mar. 29, 2016**

- (54) **UMBRELLA HANDLE**
- (71) Applicant: **totes Isotoner Corporation**, Cincinnati, OH (US)
- (72) Inventor: **Ann S. Headley**, Cincinnati, OH (US)
- (73) Assignee: **totes ISOTONER CORPORATION**, Cincinnati, OH (US)
- (**) Term: **14 Years**
- (21) Appl. No.: **29/516,293**
- (22) Filed: **Jan. 30, 2015**
- (51) **LOC (10) Cl.** **03-03**
- (52) **U.S. Cl.**
USPC **D3/12**
- (58) **Field of Classification Search**
USPC D3/5, 6, 10, 11, 12, 14, 16; D8/83, 300, D8/107, 312, 317; D5/1, 2, 54, 61, 63; D11/4, 6, 15
CPC A45B 25/02; A45B 25/143; A45B 19/04; A45B 25/24; A45B 9/02; B25B 7/00; B25G 1/105; B25G 1/102
See application file for complete search history.

					52/180
D194,952	S	*	4/1963	Patterson et al.	D25/154
3,336,696	A	*	8/1967	Jackson, Jr.	A01G 5/00
					47/41.13
4,856,140	A	*	8/1989	Visco	E03D 9/00
					150/155
4,895,044	A	*	1/1990	Ekins	B62K 21/26
					16/421
D316,630	S	*	5/1991	Cain	D3/12
D316,777	S	*	5/1991	Cain	D3/12
D321,428	S	*	11/1991	Cain	D3/12
D321,780	S	*	11/1991	Cain	D3/12
D321,781	S	*	11/1991	Cain	D3/12
D321,782	S	*	11/1991	Cain	D3/12

(Continued)

OTHER PUBLICATIONS

Cabinet Hardware sample, exact publication date unknown, treat as published on or before Jan. 29, 2015.

Primary Examiner — John Windmuller
Assistant Examiner — Steven Czyz
(74) *Attorney, Agent, or Firm* — Frost Brown Todd LLC

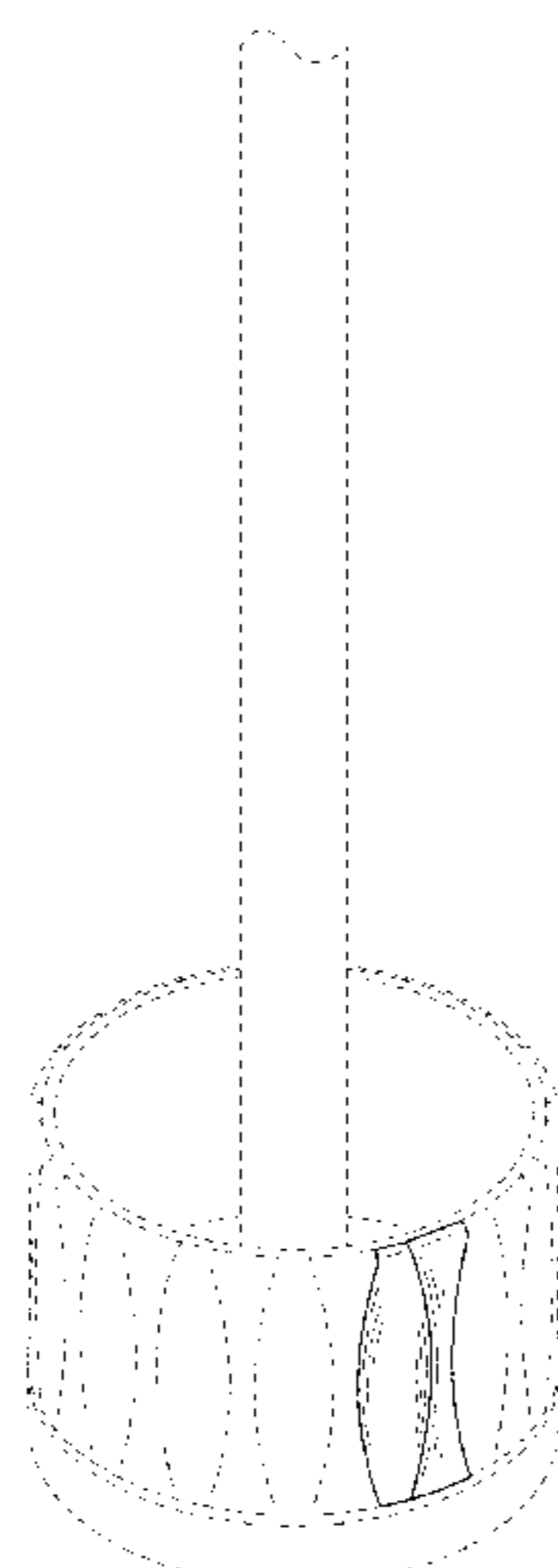
(57) **CLAIM**
The ornamental design for an umbrella handle, as shown and described.

DESCRIPTION

FIG. 1 is a perspective view of an umbrella handle showing my new design;
FIG. 2 is front elevation view of the handle of FIG. 1;
FIG. 3 is a rear elevation view of the handle of FIG. 1.
FIG. 4 is a first side elevation view of the handle of FIG. 1.
FIG. 5 is a second side elevation view of the handle of FIG. 1;
FIG. 6 is a top plan view of the handle of FIG. 1.
FIG. 7 is an enlarged top plan view of a portion of the handle of FIG. 6; and,
FIG. 8 is a bottom plan view of the handle of FIG. 1.
The broken lines depict portions of the article that form no part of the claimed design. The shading represents flat portions of the claimed design.

1 Claim, 4 Drawing Sheets

- (56) **References Cited**
U.S. PATENT DOCUMENTS
D4,229 S * 7/1870 Jennings et al. D5/54
418,167 A * 12/1889 Copelin et al. B25B 15/04
16/430
668,668 A * 2/1901 White et al. E04F 13/04
52/670
980,638 A * 1/1911 Hill et al. B21D 31/043
29/6.2
1,026,301 A * 5/1912 Caldwell et al. E04C 5/04
52/581
1,318,952 A * 10/1919 Arey et al. B21D 31/043
29/6.2
2,373,931 A * 4/1945 Upham B03B 5/06
209/458
2,828,843 A * 4/1958 Hill B21D 31/043



(56)

References Cited

U.S. PATENT DOCUMENTS

D341,944 S *	12/1993	Peter	D5/53	D659,379 S *	5/2012	Headley	D3/12
D433,794 S *	11/2000	San	D3/12	D670,901 S *	11/2012	Rothbucher	D3/10
6,153,277 A *	11/2000	Chang	B62J 1/18	D677,878 S *	3/2013	Headley	D3/12
				16/430	D692,652 S *	11/2013	Headley	D3/12
D485,056 S *	1/2004	Headley	D3/12	D705,098 S *	5/2014	Brooking	D10/56
D496,469 S *	9/2004	Griffith	D25/100	D714,966 S *	10/2014	Martin	D25/138
D551,845 S *	10/2007	Headley	D3/12	D729,510 S *	5/2015	Headley	D3/12
D552,341 S *	10/2007	Headley	D3/12	D734,021 S *	7/2015	Kerr	D3/12
D589,247 S *	3/2009	Headley	D3/12	2008/0156139 A1 *	7/2008	Lai	B62K 21/26
D648,933 S *	11/2011	Roher	D3/12					74/551.9
					2009/0255093 A1 *	10/2009	Hsu	B25G 1/01
									16/421

* cited by examiner

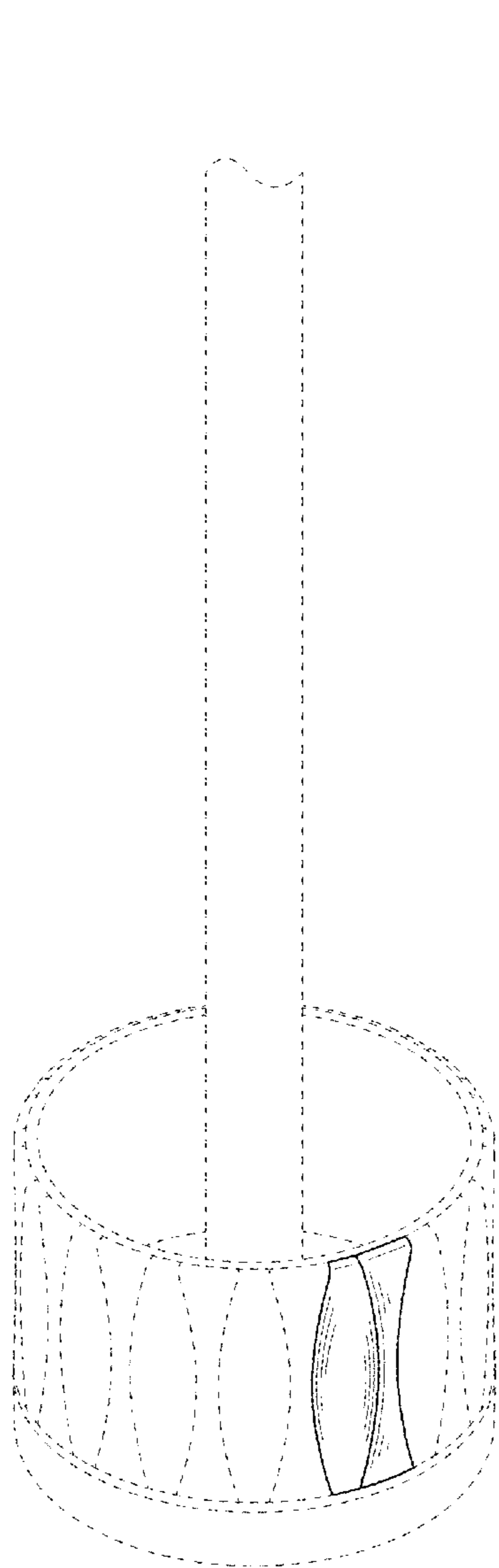


FIG. 1




FIG. 2




FIG. 3




FIG. 4

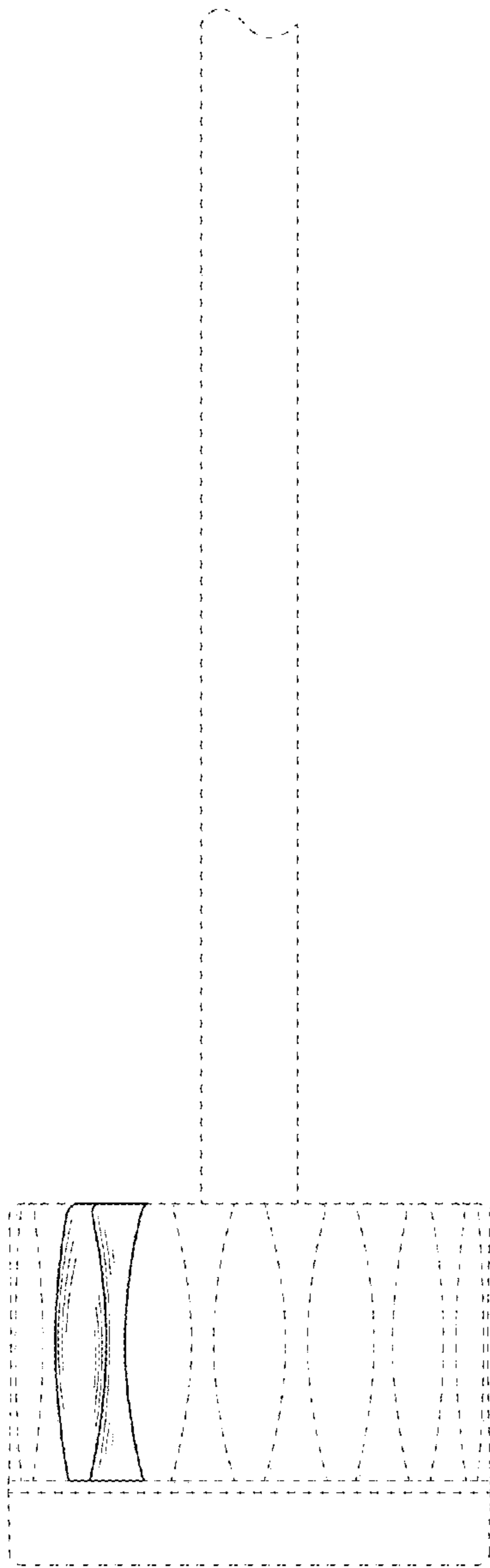


FIG. 5

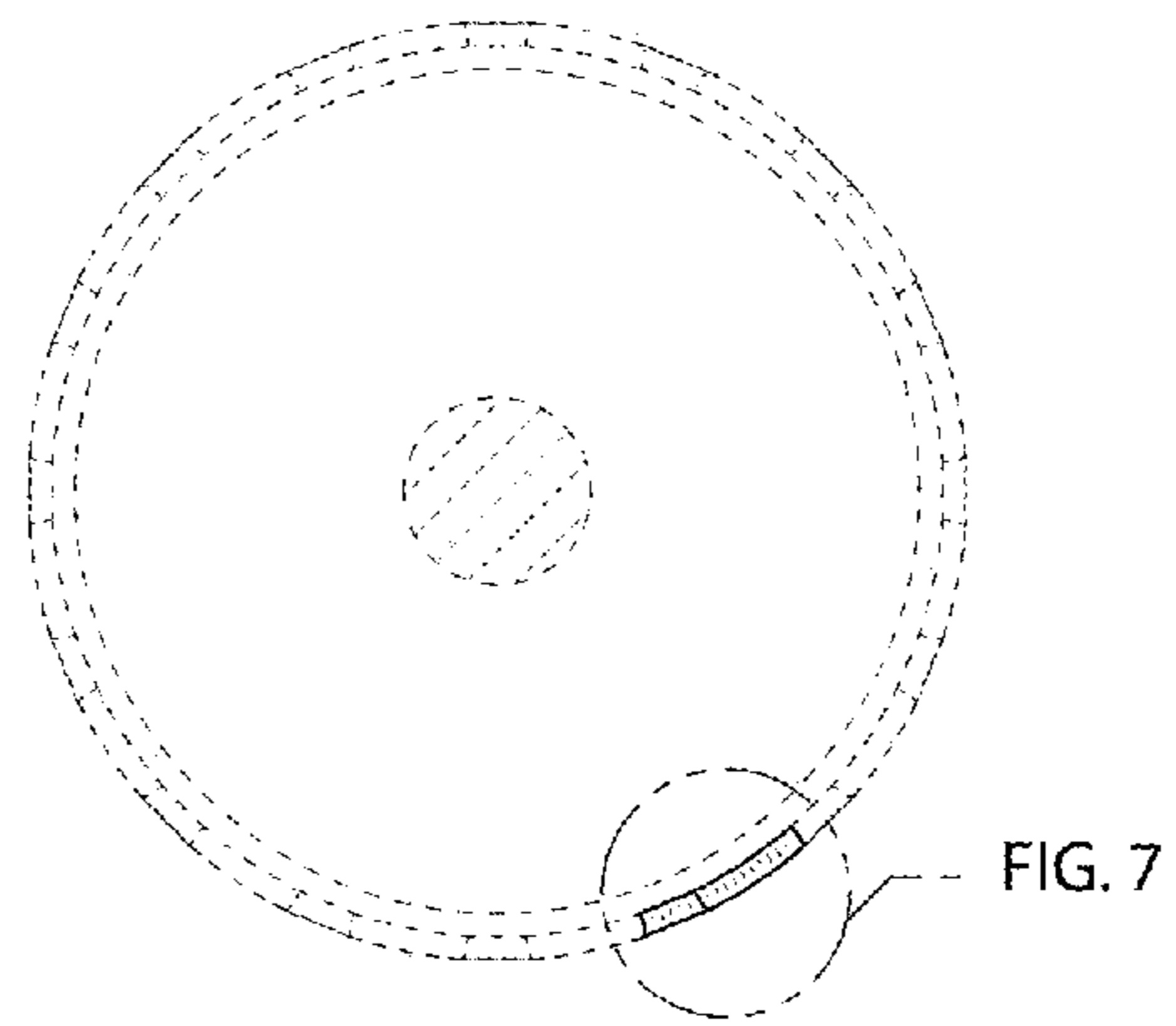


FIG. 6

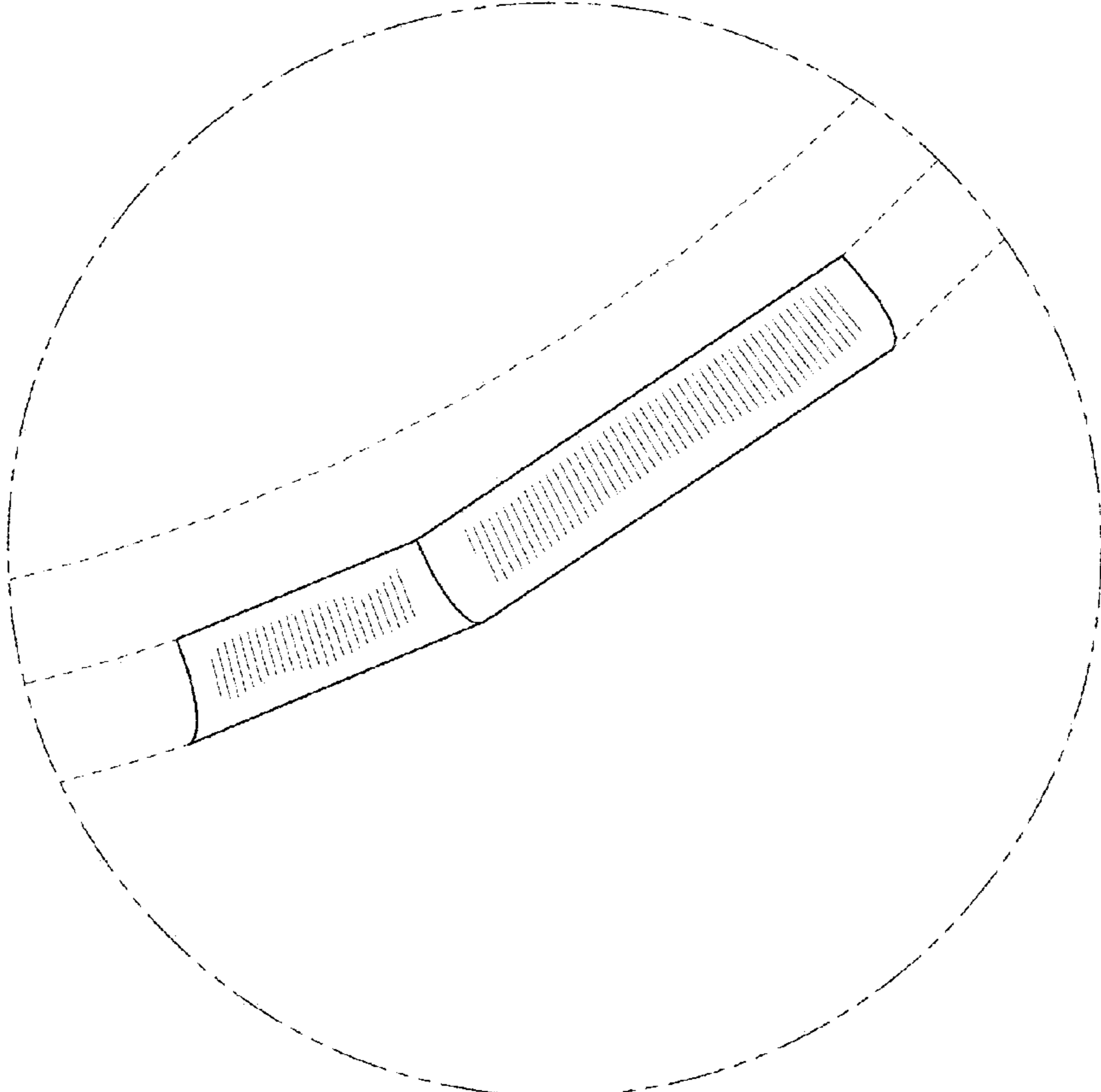


FIG. 7




FIG. 8