



US00D752335S

(12) **United States Design Patent**  
**Stedman**

(10) **Patent No.:** **US D752,335 S**  
(45) **Date of Patent:** **\*\* Mar. 29, 2016**

(54) **UMBRELLA STAND**

(71) Applicant: **Arty Brellas PTY Ltd**, Daglish (AU)

(72) Inventor: **Patricia Margaret Stedman**, Daglish (AU)

(73) Assignee: **Arty Brellas Pty Ltd**, Daglish (AU)

(\*\*) Term: **14 Years**

(21) Appl. No.: **29/481,056**

(22) Filed: **Jan. 31, 2014**

(30) **Foreign Application Priority Data**

Aug. 2, 2013 (AU) ..... 350615

(51) **LOC (10) Cl.** ..... **03-03**

(52) **U.S. Cl.**  
USPC ..... **D3/10**

(58) **Field of Classification Search**

USPC ..... D3/10; D27/133; D14/229; D6/708,  
D6/708.2, 707.2, 682.1; D21/385; 211/78;  
248/519; 108/50.12; 135/16  
CPC ..... A47B 37/04; A47F 5/02; A47G 33/12;  
A45B 3/00

See application file for complete search history.

(56) **References Cited**

**U.S. PATENT DOCUMENTS**

D228,036 S \* 7/1973 Hollister ..... D27/133  
D276,043 S \* 10/1984 Fitzner et al. .... D14/229  
D281,300 S \* 11/1985 Gluck ..... D6/708  
D291,635 S \* 9/1987 Dickman ..... D3/10  
D315,997 S \* 4/1991 Bales et al. .... D6/708.2  
D325,281 S \* 4/1992 Jordan ..... D3/302  
D328,210 S \* 7/1992 Callon ..... D6/707.2

(Continued)

**FOREIGN PATENT DOCUMENTS**

CN 301541990 \* 5/2011  
JP D1444605 \* 6/2012

**OTHER PUBLICATIONS**

Yuento Spoon and Tamago' Announced Sep. 8, 2008, [ Site Visited Jun. 17, 2015 ] <http://www.spoon-tamago.com/2008/09/08/yuento/>.\*

(Continued)

*Primary Examiner* — John Windmuller

*Assistant Examiner* — Luqman McNeil

(74) *Attorney, Agent, or Firm* — Oppedahl Patent Law Firm LLC

(57) **CLAIM**

The ornamental design for an umbrella stand, as shown and described.

**DESCRIPTION**

FIG. 1 is a top side perspective view of my new design for an umbrella stand with an insert part in place.

FIG. 2 is a bottom side perspective view of FIG. 1.

FIG. 3 is a bottom side perspective view of the insert part when the insert part is removed from the umbrella stand, the only difference being the insert part is removed from the umbrella stand, it being understood that all other surfaces are the same as those of FIG. 1.

FIG. 4 is a bottom side perspective view of umbrella stand with the insert part removed, the only difference being the insert part is removed, it being understood that all other surfaces are the same as those of FIG. 1.

FIG. 5 is a top side perspective view of FIG. 4.

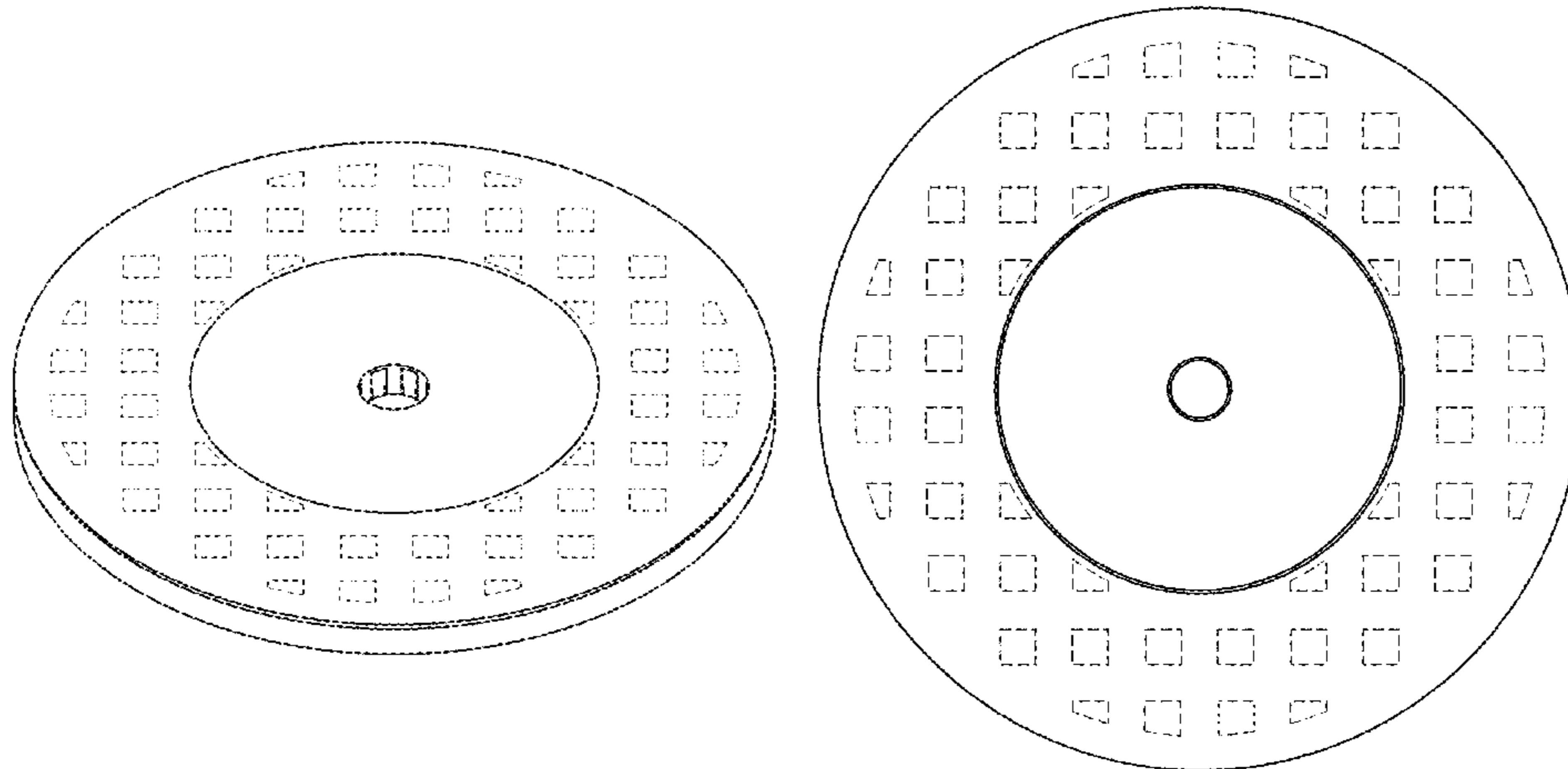
FIG. 6 is a top plan view of FIG. 1.

FIG. 7 is a bottom side plan view of FIG. 1; and,

FIG. 8 is a side elevation view of FIG. 1, it being understood that all side elevation views are identical.

The broken lines are included for the purpose of illustrating portions of the umbrella stand that form no part of the claimed design.

**1 Claim, 4 Drawing Sheets**



(56)

**References Cited**

U.S. PATENT DOCUMENTS

5,322,023 A \* 6/1994 Hammond ..... 108/50.12  
D368,811 S \* 4/1996 Reese ..... D6/682.1  
D403,881 S \* 1/1999 Lucas ..... D3/10  
5,894,944 A \* 4/1999 Swift ..... 211/78  
6,463,946 B1 \* 10/2002 Wu ..... 135/16  
D481,562 S \* 11/2003 Shilling et al. .... D6/708  
D485,055 S \* 1/2004 Taylor ..... D3/10  
D575,053 S \* 8/2008 Smith et al. .... D3/10  
D587,894 S \* 3/2009 Wainwright ..... D3/10  
D598,959 S \* 8/2009 Kiddoo ..... D21/385  
8,720,349 B1 \* 5/2014 David ..... 108/50.12

8,919,722 B2 \* 12/2014 Ma ..... 248/519  
2001/0040208 A1 \* 11/2001 Li ..... 248/519  
2005/0072711 A1 \* 4/2005 Yang ..... 206/545

OTHER PUBLICATIONS

Phat Tommy Heavy Duty Umbrella Stand, Announced Jul. 11, 2012, [ Site Visited Jun. 17, 2015 ] <http://www.overstock.com/Home-Garden/Phat-Tommy-Heavy-Duty-Umbrella-Stand/6385328/product.html>.  
Patio Umbrella Stand, Announced Jun. 13, 2012, [ Site Visited Jun. 17, 2015 ] <http://patioumbrella-stand.blogspot.com/2012/06/strathwood-basics-ryer-17-12-inch.html>.

\* cited by examiner

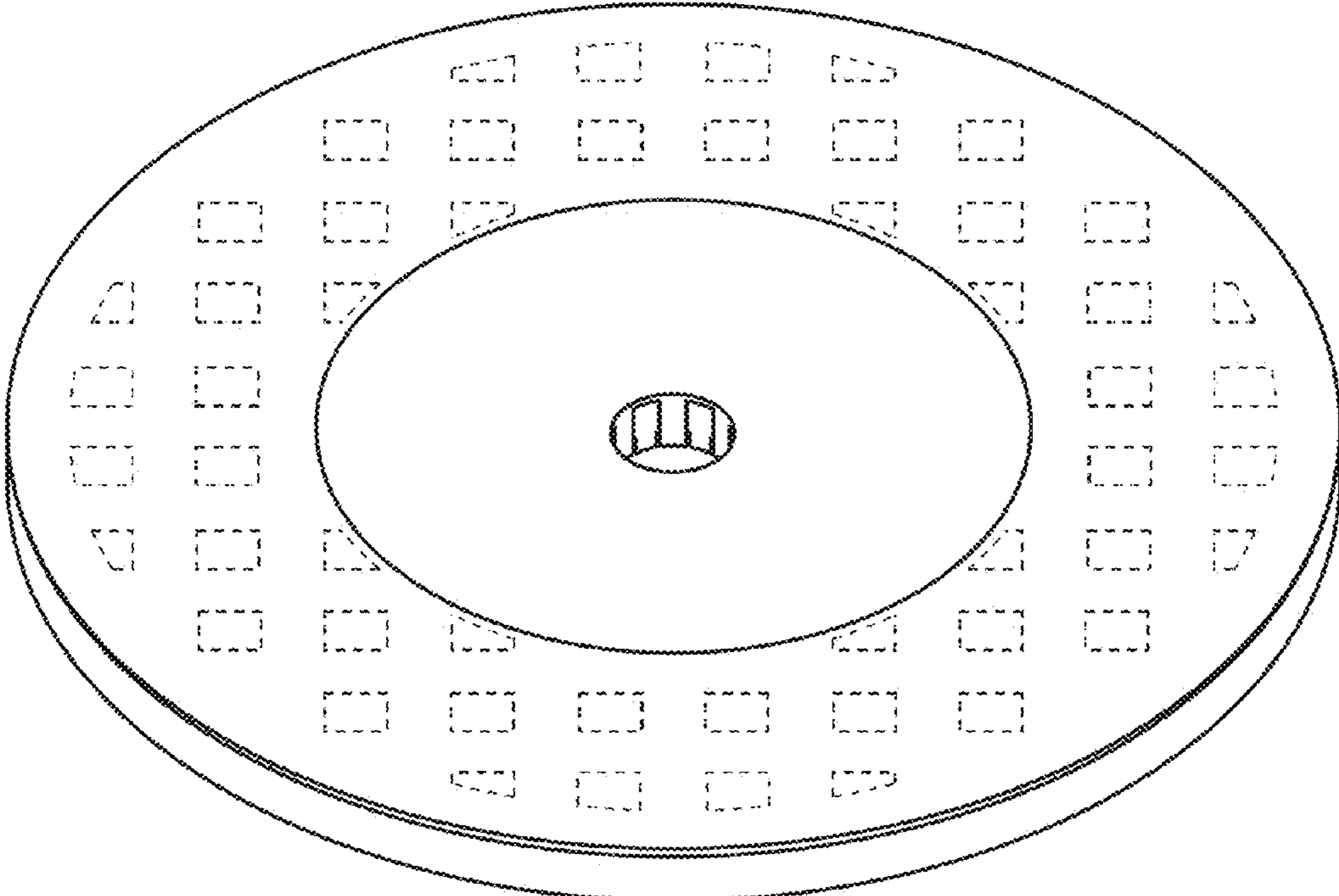


FIG. 1

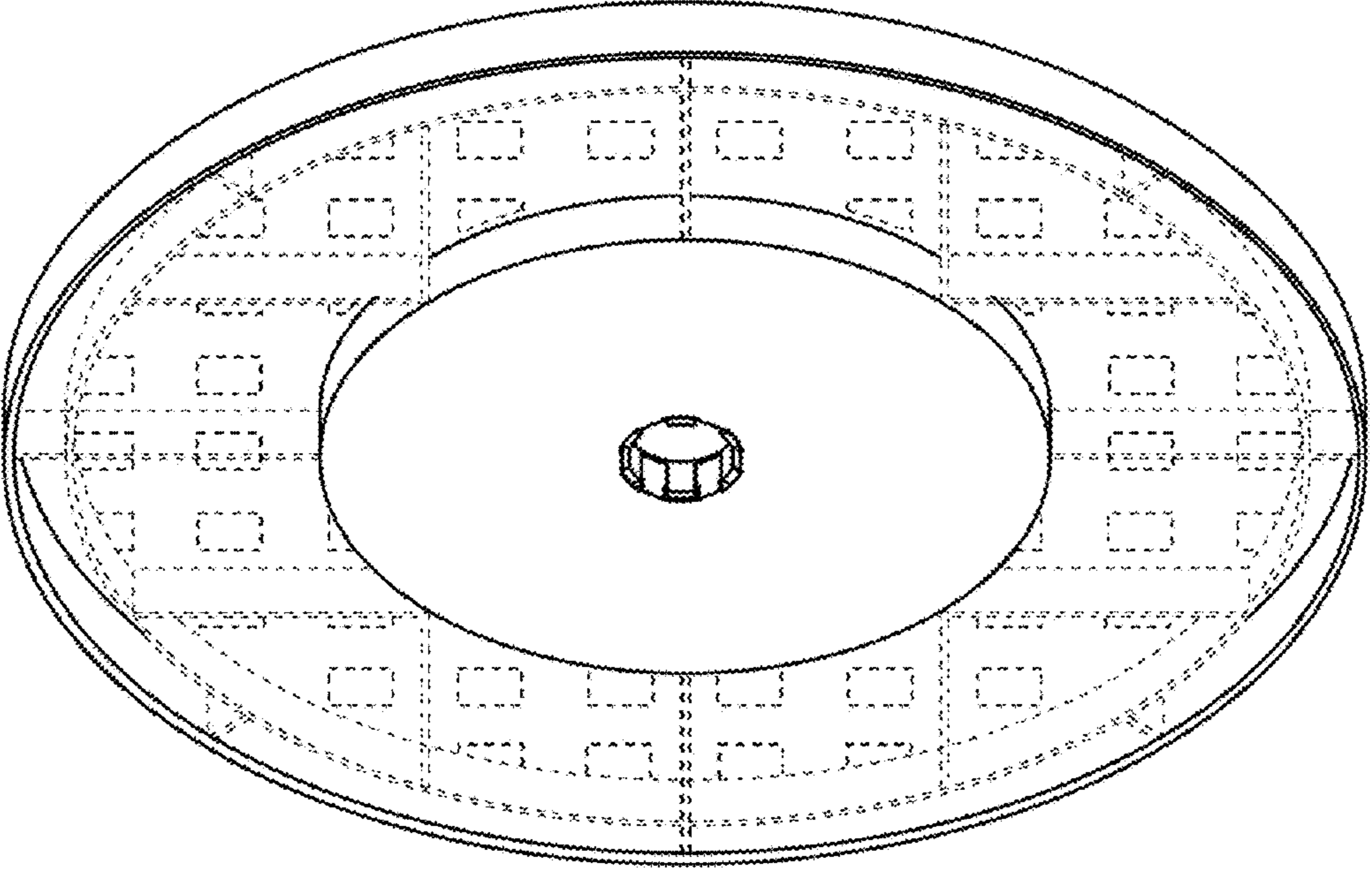


FIG. 2

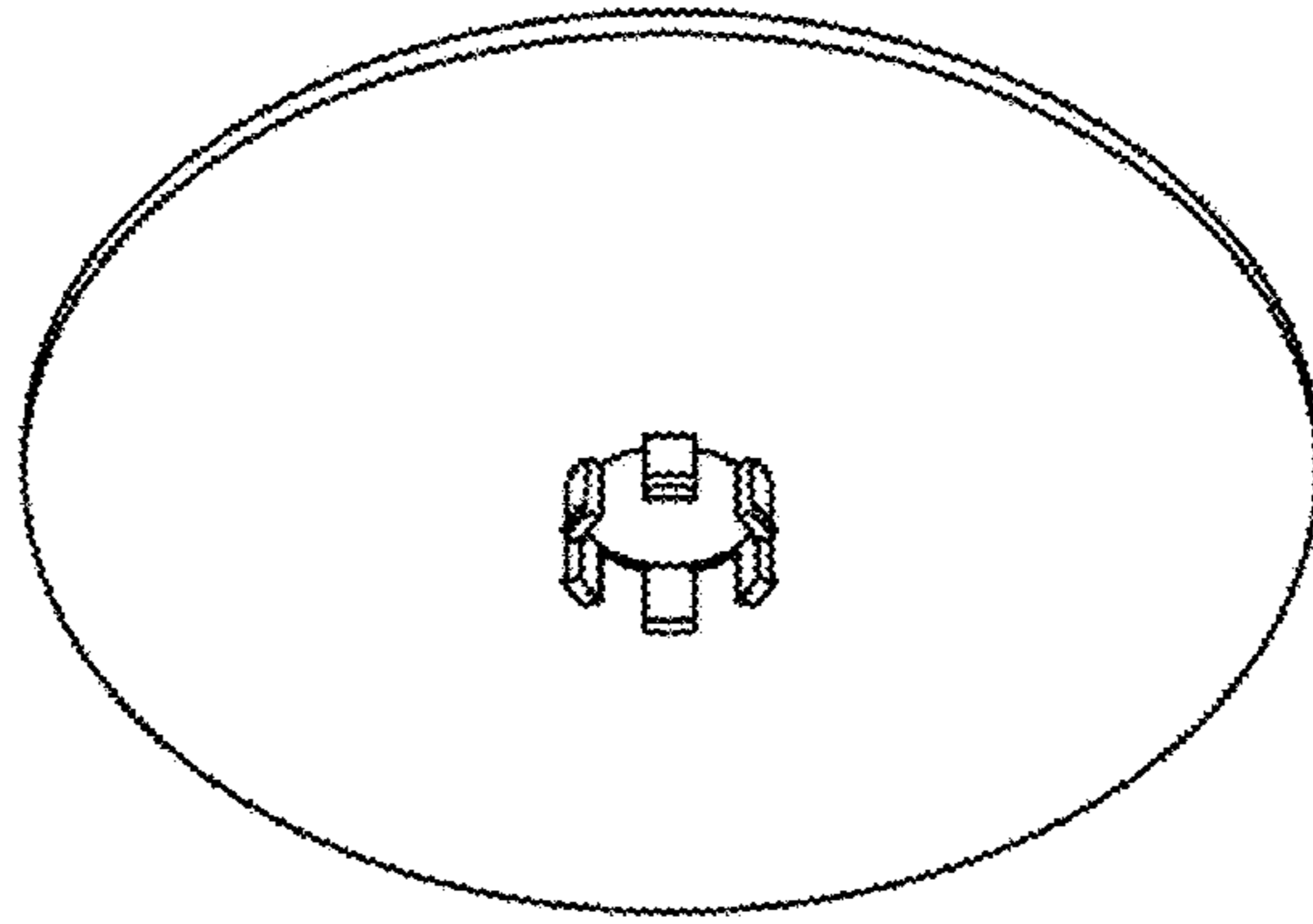


FIG. 3

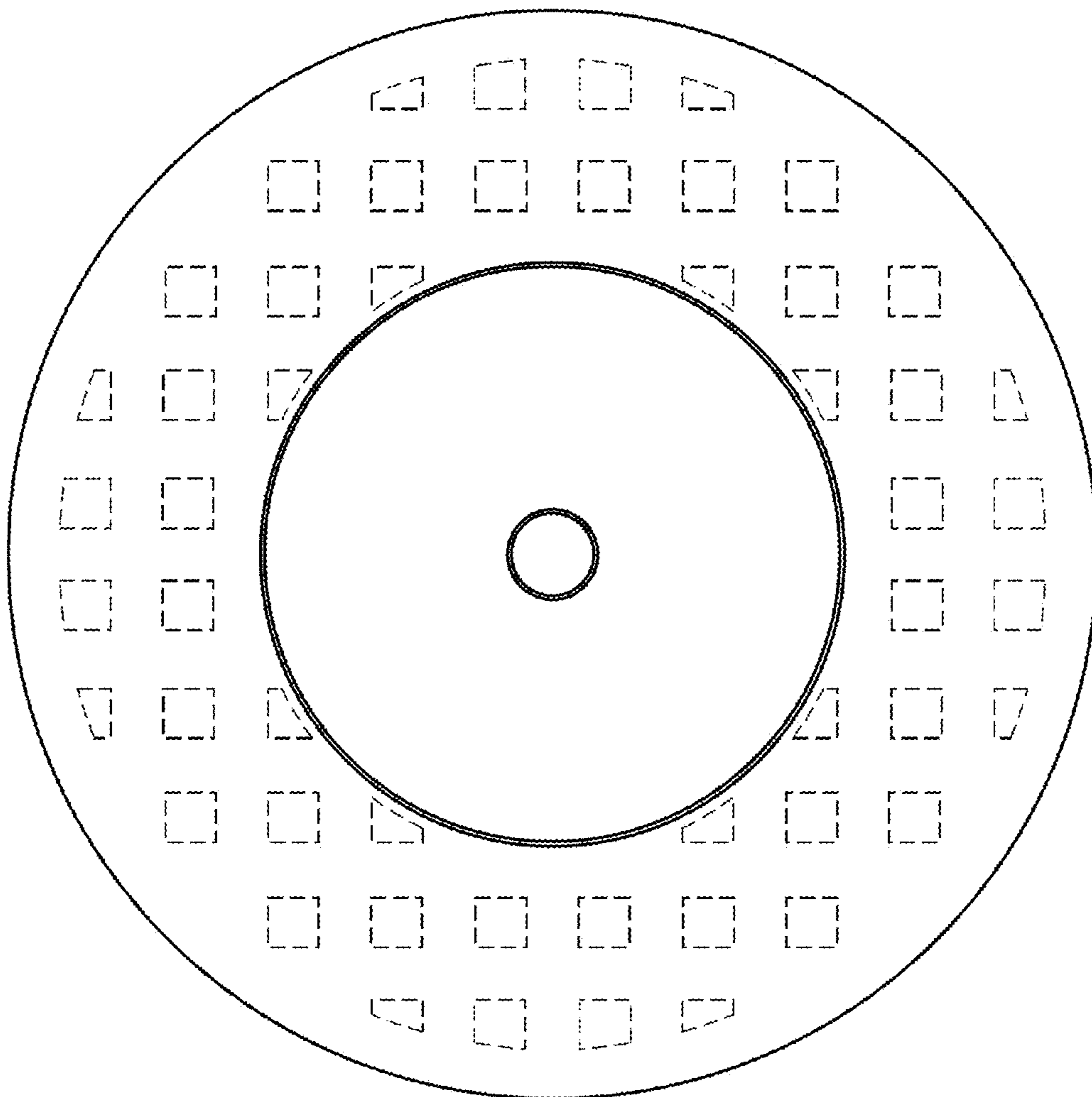


FIG. 6

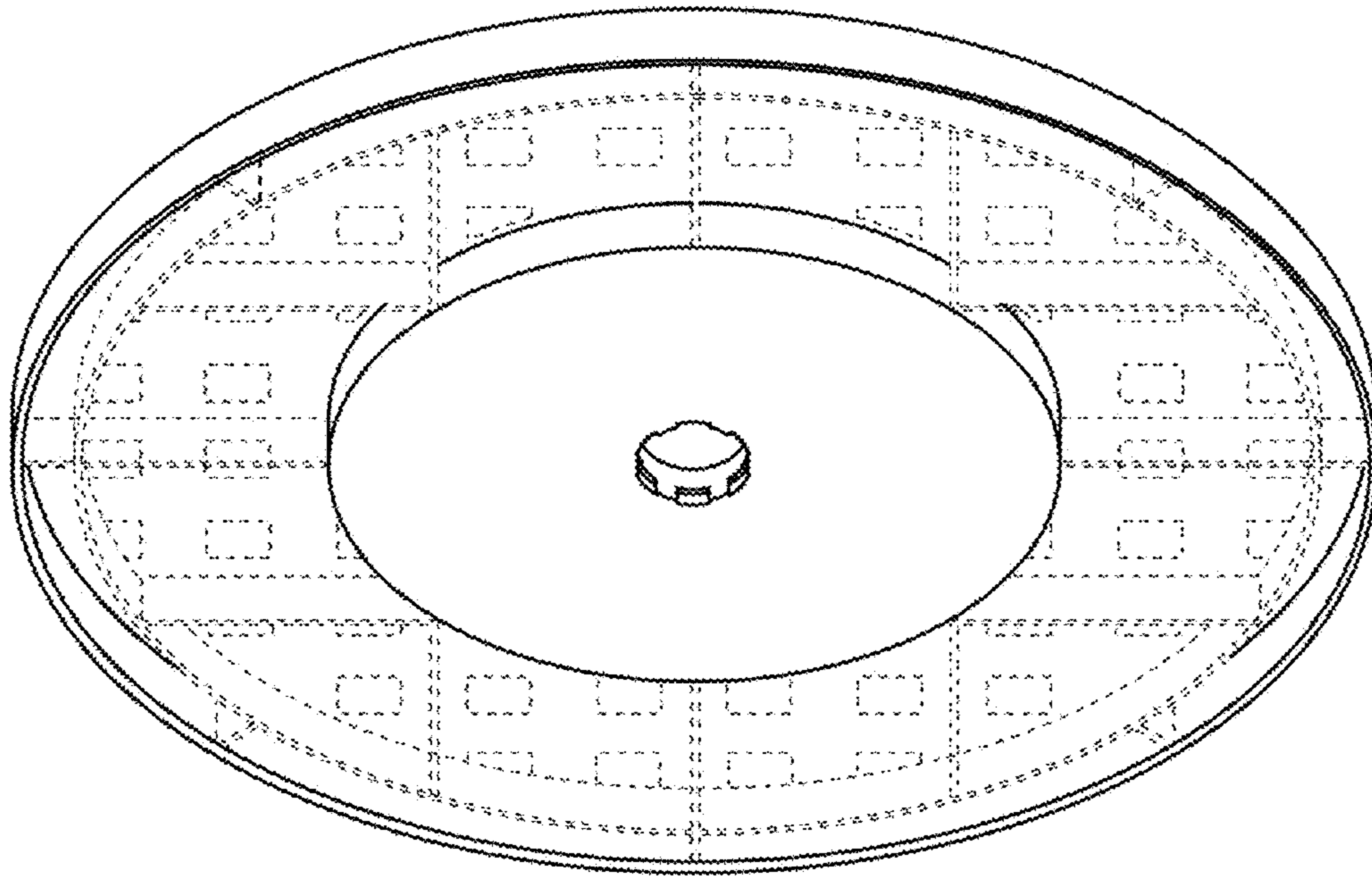


FIG. 4

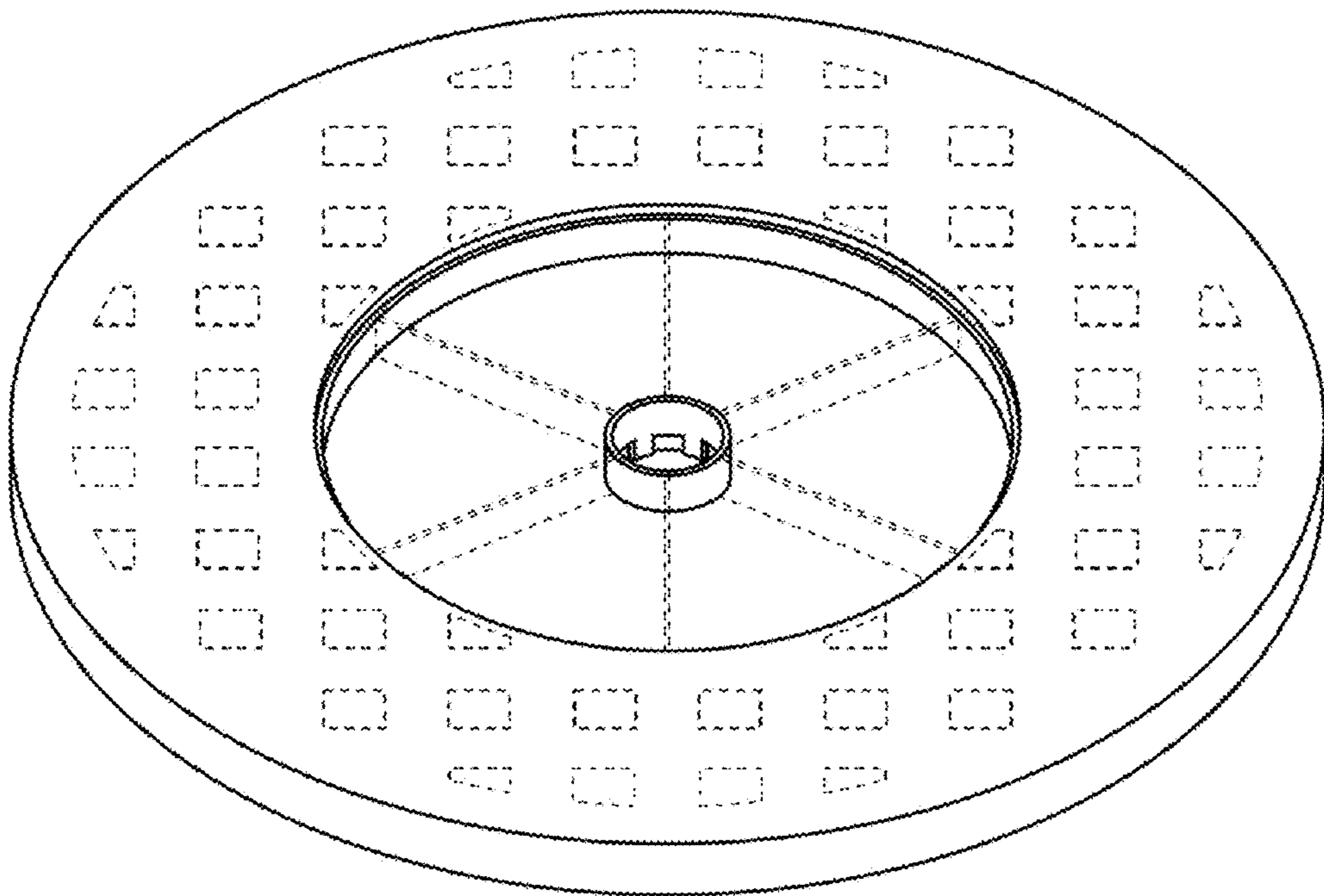


FIG. 5

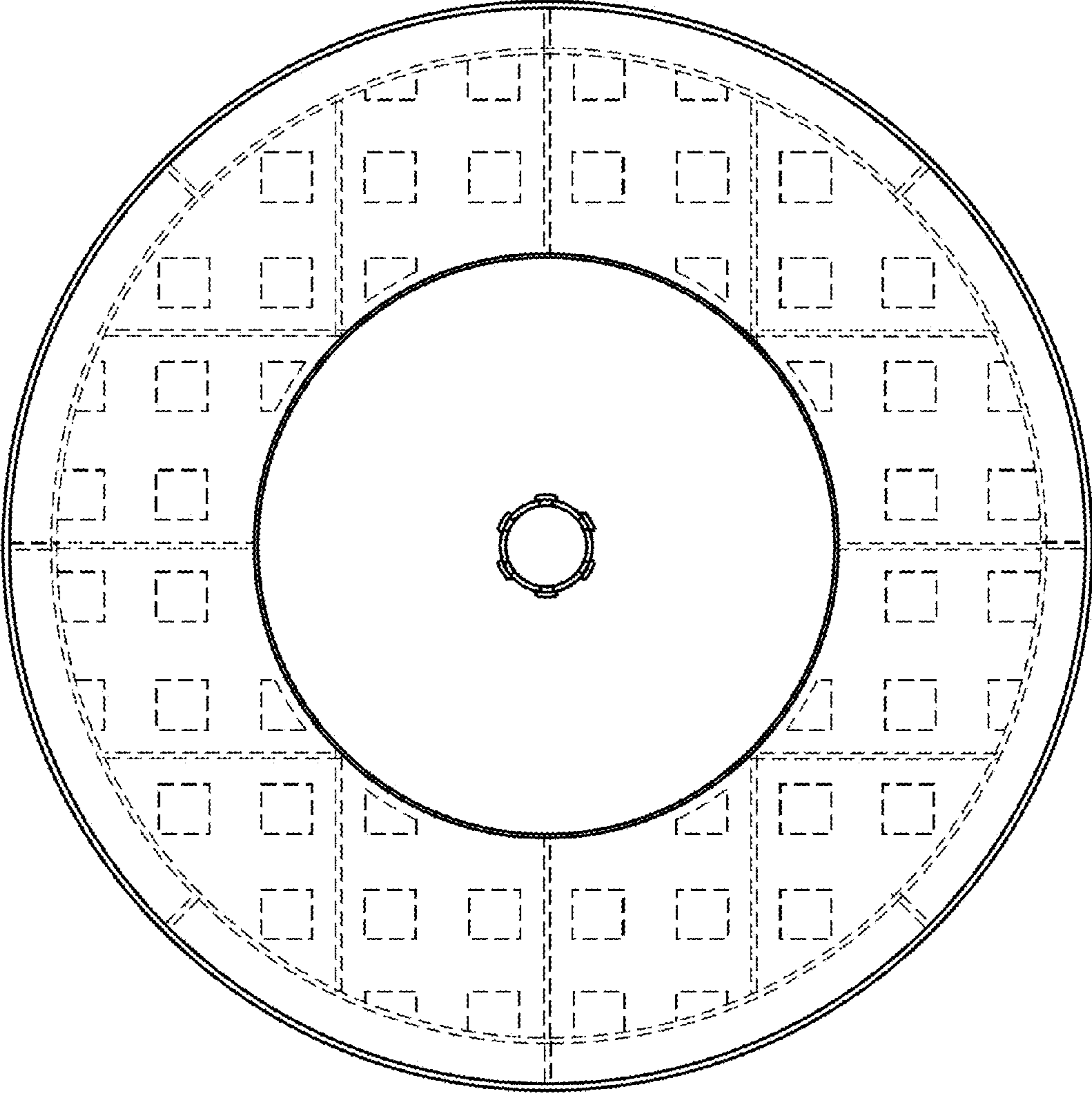


FIG. 7



FIG. 8