



US00D752326S

(12) **United States Design Patent**  
**Bacon et al.**

(10) **Patent No.:** **US D752,326 S**  
(45) **Date of Patent:** **\*\* Mar. 29, 2016**

- (54) **GOLF SHOE OUTSOLE**
- (71) Applicant: **Acushnet Company**, Fairhaven, MA (US)
- (72) Inventors: **Jonathan G. Bacon**, East Taunton, MA (US); **Robert S. Bento**, Raynham, MA (US); **Douglas K. Robinson, Jr.**, Mansfield, MA (US); **James M. Feeney**, Marion, MA (US)
- (73) Assignee: **Acushnet Company**, Fairhaven, MA (US)

D540,012 S	4/2007	Robinson, Jr.	
D561,444 S *	2/2008	Feeney	D2/953
D581,146 S	11/2008	Lane, III	
D587,442 S *	3/2009	Robinson, Jr.	D2/953
D595,040 S *	6/2009	Mochen	D2/906
D608,081 S	1/2010	Bacon et al.	
D654,680 S *	2/2012	Mochen	D2/906
D707,432 S	6/2014	Mochen et al.	
D707,929 S *	7/2014	Feeney	D2/951
D727,606 S *	4/2015	Mochen	D2/906
D728,205 S *	5/2015	Weddle	D2/906
D734,596 S *	7/2015	Lane, III	D2/906
D735,975 S *	8/2015	Lane, III	D2/906
2006/0130361 A1 *	6/2006	Robinson	A43B 1/0072 36/25 R
2015/0096195 A1 *	4/2015	Bacon	A43B 5/001 36/87

(\*\*) Term: **14 Years**

(21) Appl. No.: **29/499,230**

(22) Filed: **Aug. 13, 2014**

(51) **LOC (10) Cl.** ..... **02-04**

(52) **U.S. Cl.**  
USPC ..... **D2/960; D2/951; D2/953; D2/954; D2/959**

(58) **Field of Classification Search**  
USPC ..... D2/902, 906, 908, 916, 918, 925, D2/946-962, 977; 36/3 B, 22 R, 24.5, 25 R, 36/28, 32 R, 34 R, 59 C, 67 A, 103  
CPC ..... A43B 13/00; A43B 13/02; A43B 13/023; A43B 13/026; A43B 13/04; A43B 13/08; A43B 13/10; A43B 13/12; A43B 13/14; A43B 13/141; A43B 13/143; A43B 13/16; A43B 13/18; A43B 13/181; A43B 13/187; A43B 13/189; A43B 13/20; A43B 13/22; A43B 13/223; A43B 13/24; A43B 13/28; A43B 13/30; A43B 13/32; A43B 13/34; A43B 13/36

See application file for complete search history.

(56) **References Cited**

**U.S. PATENT DOCUMENTS**

D468,515 S \* 1/2003 Lane, III ..... D2/951  
D527,877 S 9/2006 Robinson, Jr.

\* cited by examiner

*Primary Examiner* — T. Chase Nelson

(74) *Attorney, Agent, or Firm* — Daniel W. Sullivan

(57) **CLAIM**

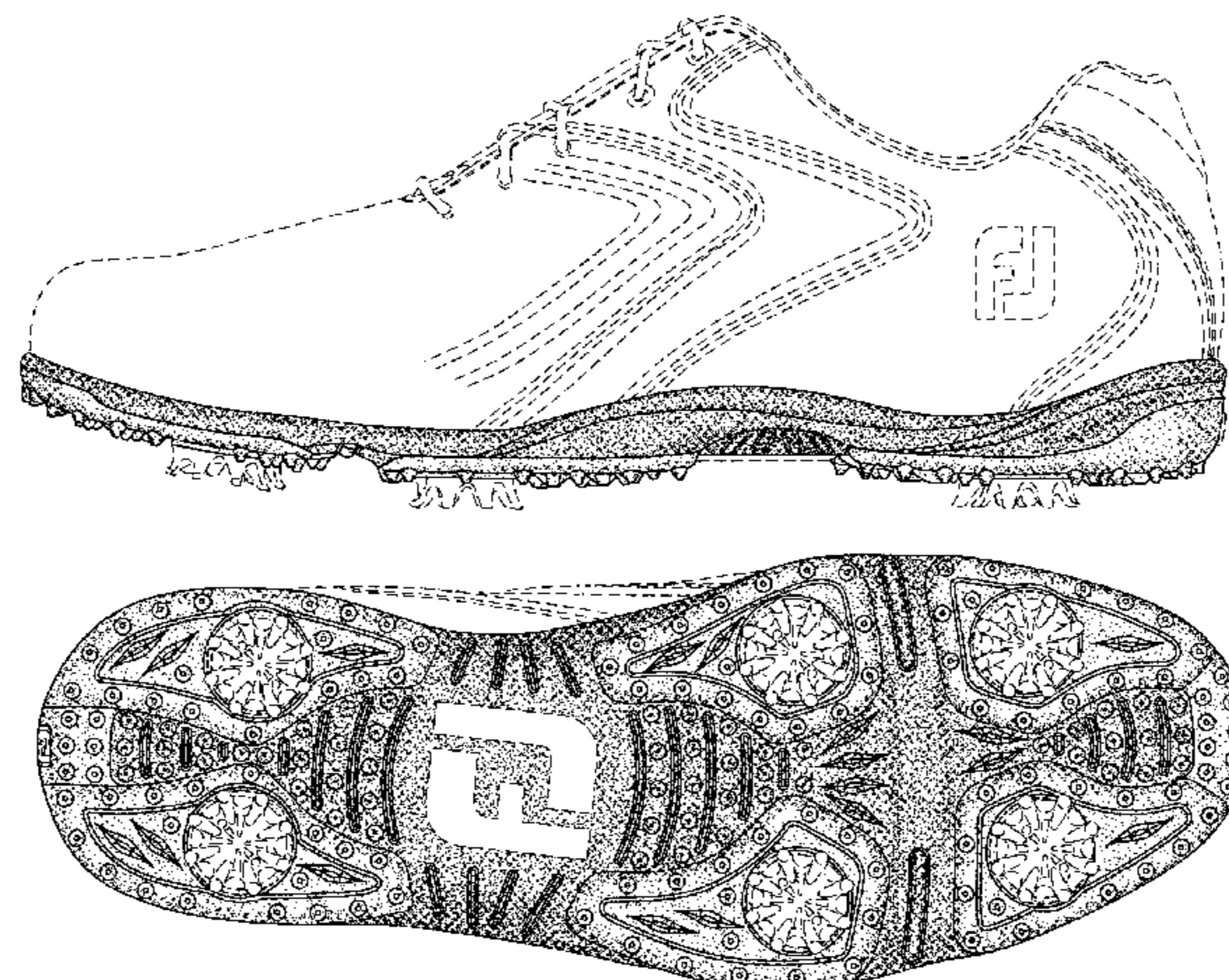
The ornamental design for a golf shoe outsole, as shown and described.

**DESCRIPTION**

FIG. 1 is a bottom perspective view of the golf shoe outsole of this invention;  
FIG. 2 is a front elevation view of the golf shoe outsole of this invention;  
FIG. 3 is a rear elevation view of the golf shoe outsole of this invention.  
FIG. 4 is a top plan view of the golf shoe outsole of this invention;  
FIG. 5 is a lateral side elevation view of the golf shoe outsole of this invention;  
FIG. 6 is a medial side elevation view of the golf shoe outsole of this invention; and,  
FIG. 7 is a bottom plan view of the golf shoe outsole of this invention.

In FIGS. 1-7, the broken lines showing logos, cleats, and a shoe upper, including a lace tightening system, are for purposes of illustrating unclaimed portions of the golf shoe outsole as well as environmental structure associated with the golf shoe outsole in condition of use. The broken lines and elements they depict form no part of the claimed design.

**1 Claim, 3 Drawing Sheets**





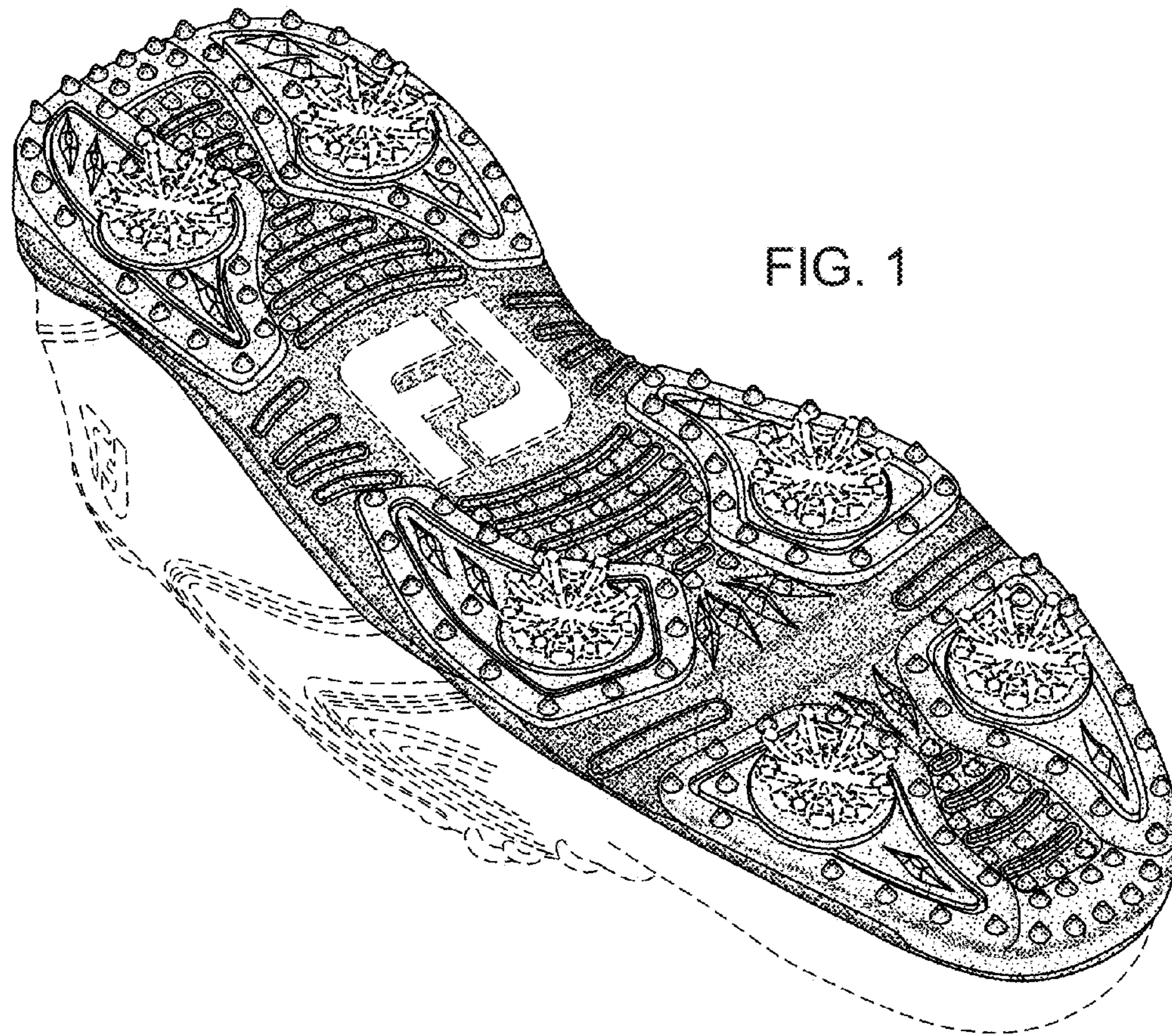


FIG. 1

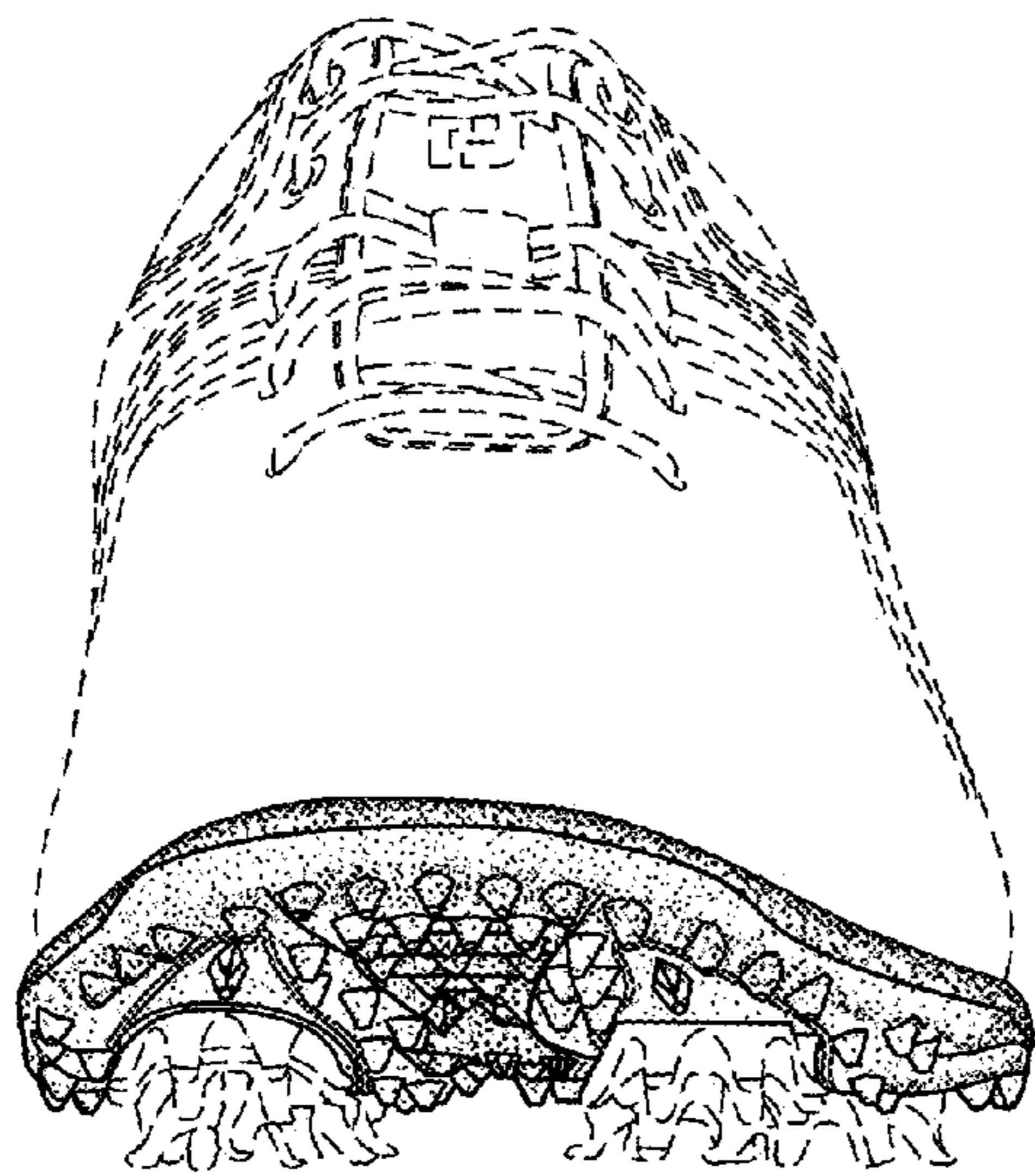


FIG. 2

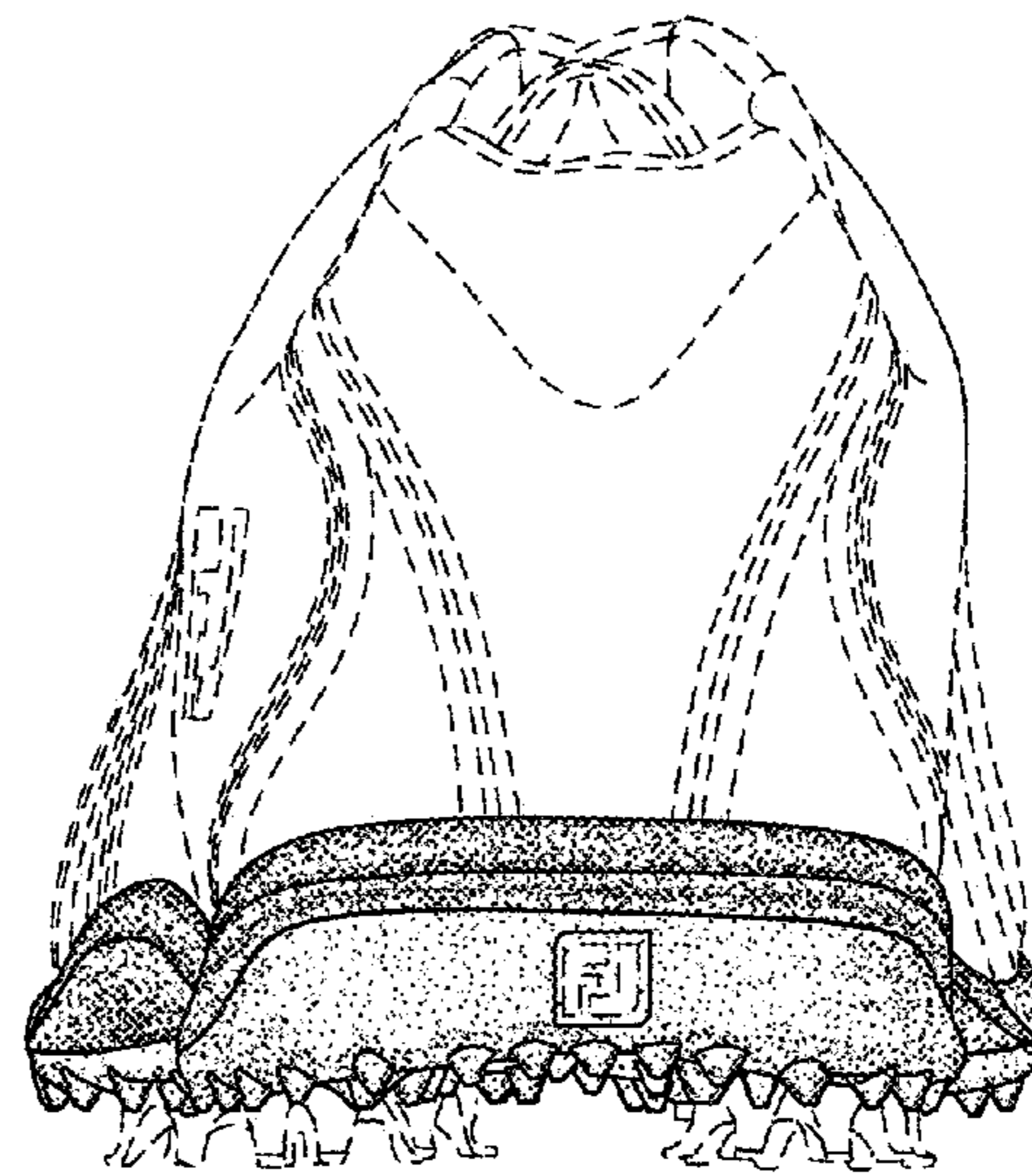


FIG. 3



FIG. 4

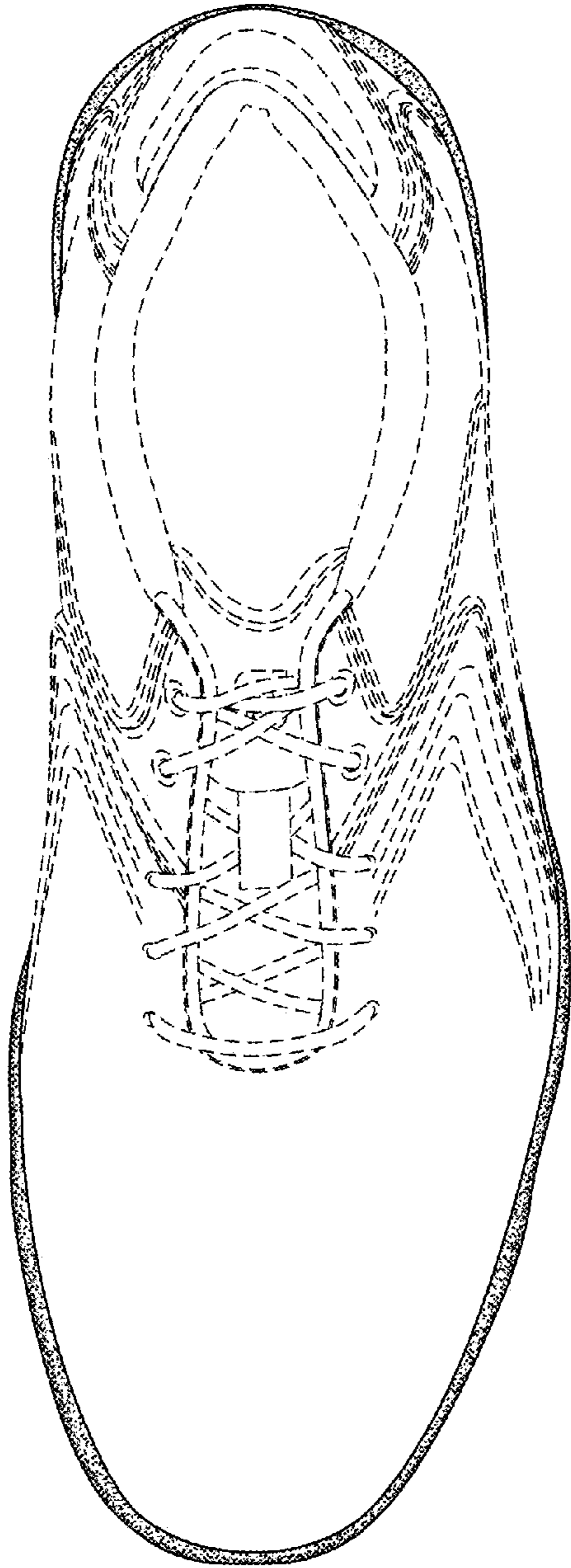
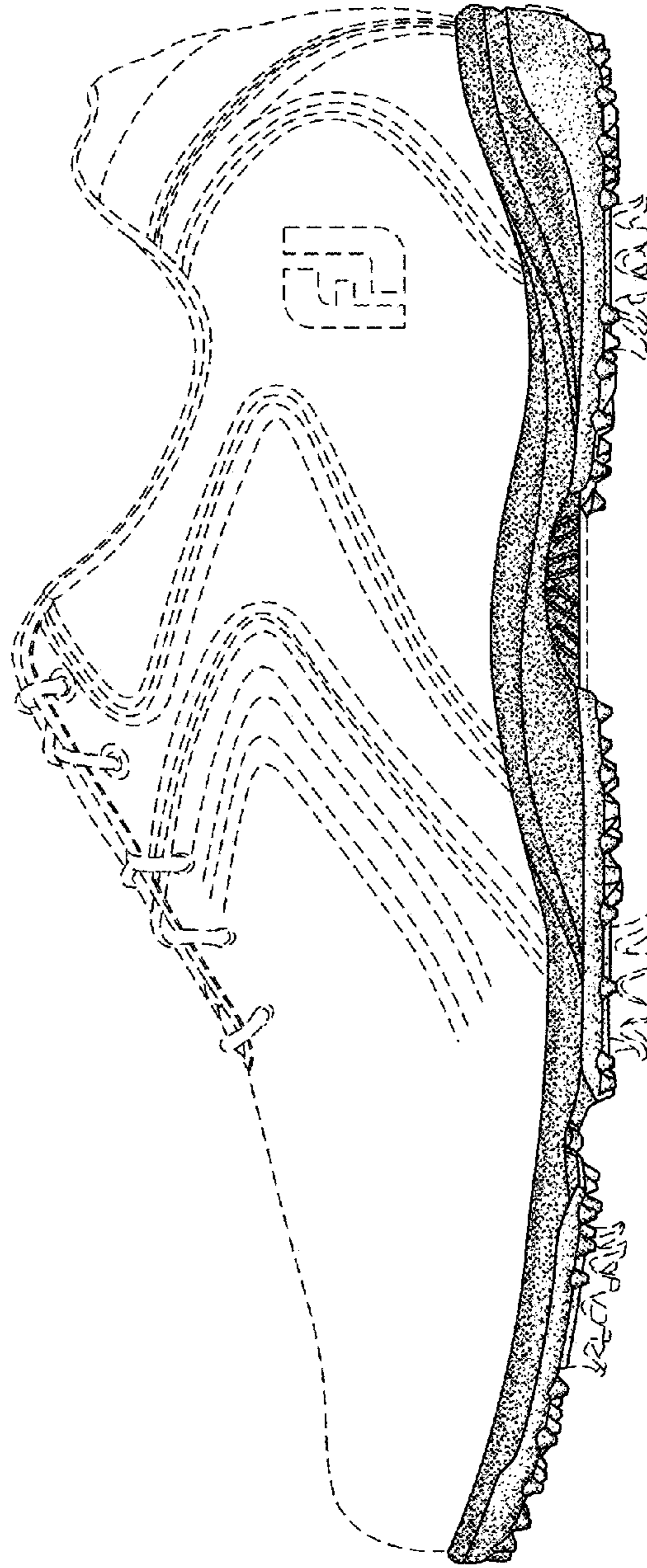


FIG. 5





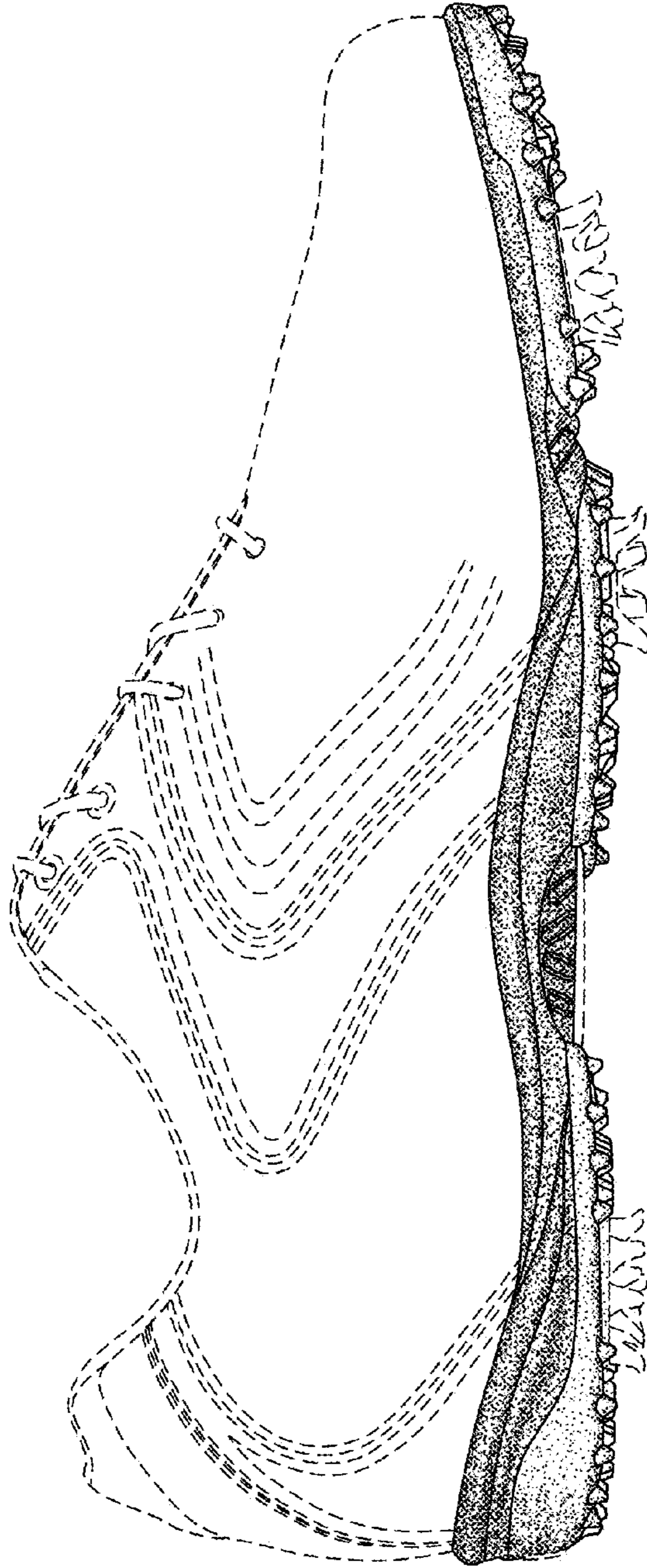


FIG. 6

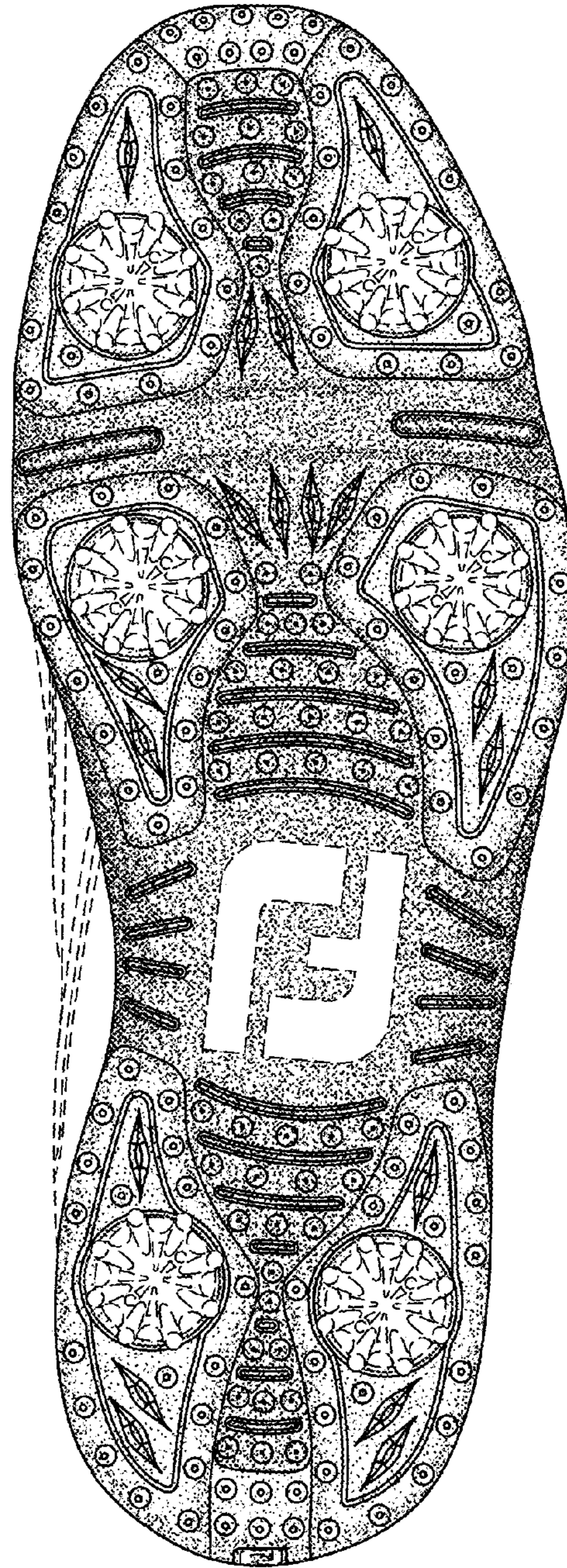


FIG. 7