



US00D752319S

(12) **United States Design Patent**  
**Torre**

(10) **Patent No.:** **US D752,319 S**  
(45) **Date of Patent:** **\*\* Mar. 29, 2016**

(54) **GARMENT WITH POCKET**

FOREIGN PATENT DOCUMENTS

(71) Applicant: **Joseph Torre**, West Haven, CT (US)

DE 102006031162 A1 \* 1/2007 ..... A41D 1/04  
WO WO 9103953 A1 \* 4/1991 ..... A41D 1/04

(72) Inventor: **Joseph Torre**, West Haven, CT (US)

\* cited by examiner

(\*\*) Term: **14 Years**

*Primary Examiner* — Rashida Johnson

(21) Appl. No.: **29/465,716**

(74) *Attorney, Agent, or Firm* — Wiggin and Dana LLP;  
Gregory S. Rosenblatt

(22) Filed: **Aug. 30, 2013**

(57) **CLAIM**

(51) **LOC (10) Cl.** ..... **02-02**

The ornamental design for a garment with pocket, as shown and described.

(52) **U.S. Cl.**

USPC ..... **D2/750**

(58) **Field of Classification Search**

USPC ..... D2/700, 701, 717, 731, 749–751, 840,  
D2/841, 847

See application file for complete search history.

**DESCRIPTION**

(56) **References Cited**

U.S. PATENT DOCUMENTS

5,794,263	A *	8/1998	Carman	.....	A41D 13/001 2/202
D410,317	S *	6/1999	Alexander	.....	D2/840
D526,764	S *	8/2006	Toomey	.....	D2/840
D535,456	S *	1/2007	Anderson	.....	D2/841
D564,181	S *	3/2008	Lafontaine	.....	D2/717
D570,577	S *	6/2008	Keppler	.....	D2/750
D596,829	S *	7/2009	Miller	.....	D2/717
D600,887	S *	9/2009	Williams	.....	D2/839
D692,212	S *	10/2013	Coward	.....	D2/857
8,756,717	B2 *	6/2014	Claeys	.....	A41D 27/20 2/250
2002/0100108	A1 *	8/2002	Stuart	.....	A41D 13/0015 2/247
2012/0022418	A1 *	1/2012	Gamboa	.....	A61F 5/028 602/19
2014/0047614	A1 *	2/2014	Becton	.....	A41D 1/00 2/84

FIG. 1 is a front perspective view of a garment with pocket showing my new design; the front pocket shown at the anatomically correct pouch location of a marsupial shown in broken lines;

FIG. 2 is a front view of the garment shown in FIG. 1;

FIG. 3 is a back perspective view of the garment shown in FIG. 1;

FIG. 4 is a right perspective view of the garment shown in FIG. 1;

FIG. 5 is a left perspective view of the garment shown in FIG. 1;

FIG. 6 is a top perspective view of the garment shown in FIG. 1;

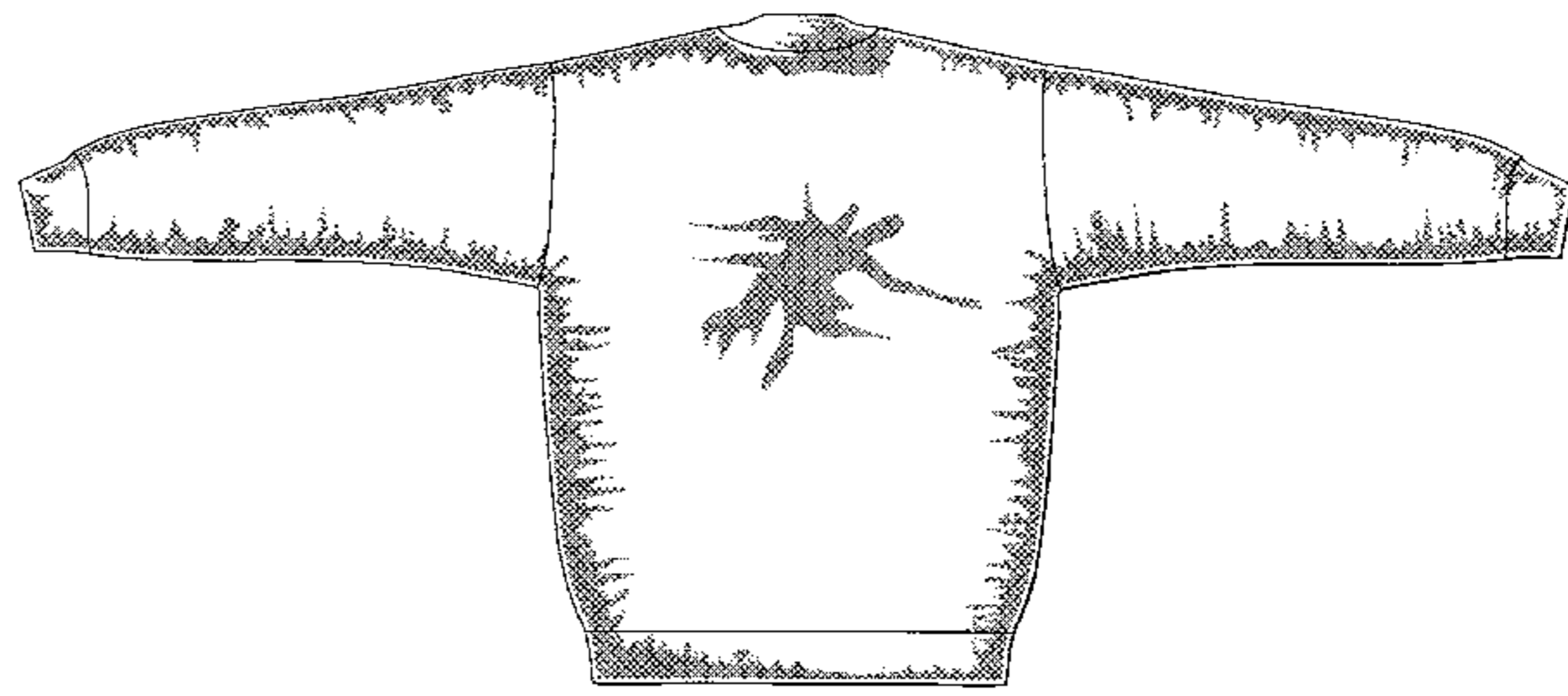

FIG. 7 is a bottom perspective view of the garment shown in FIG. 1;

FIG. 8 is an enlarged partial front view of the pocket region in FIG. 1; and,

FIG. 9 is an enlarged partial, front perspective view thereof.

The broken lines in FIGS. 1, 2, 8 and 9 represent the portions of the design that form no part of the claim.

**1 Claim, 7 Drawing Sheets**



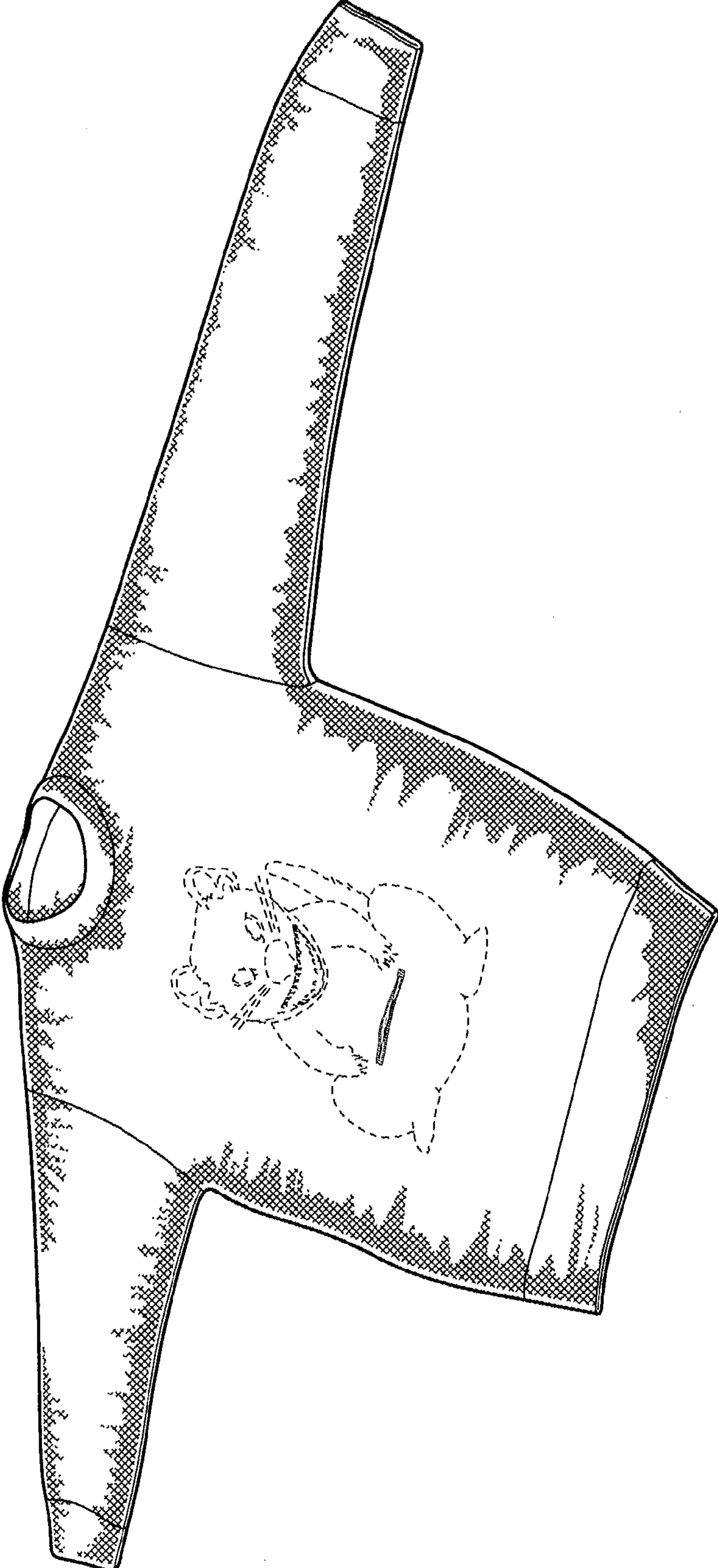


FIG. 1

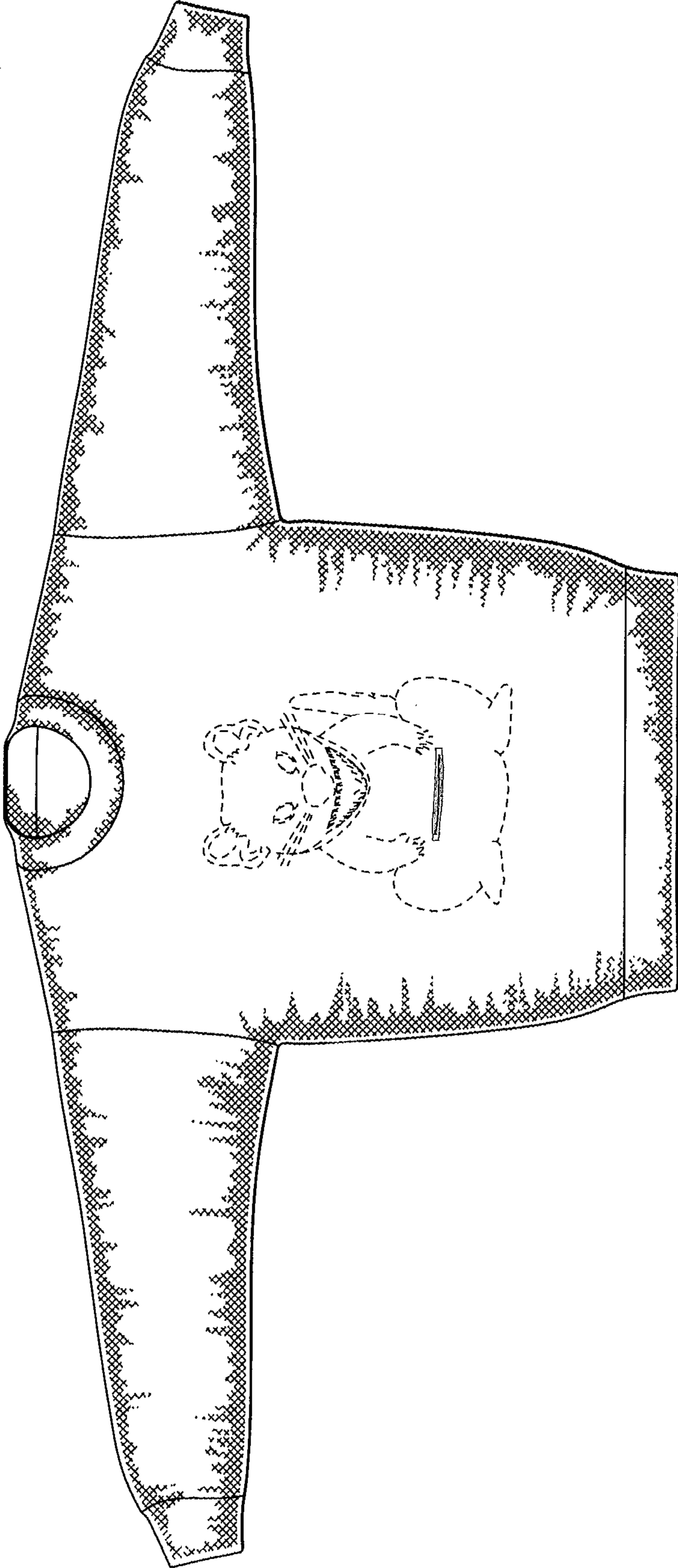


FIG. 2

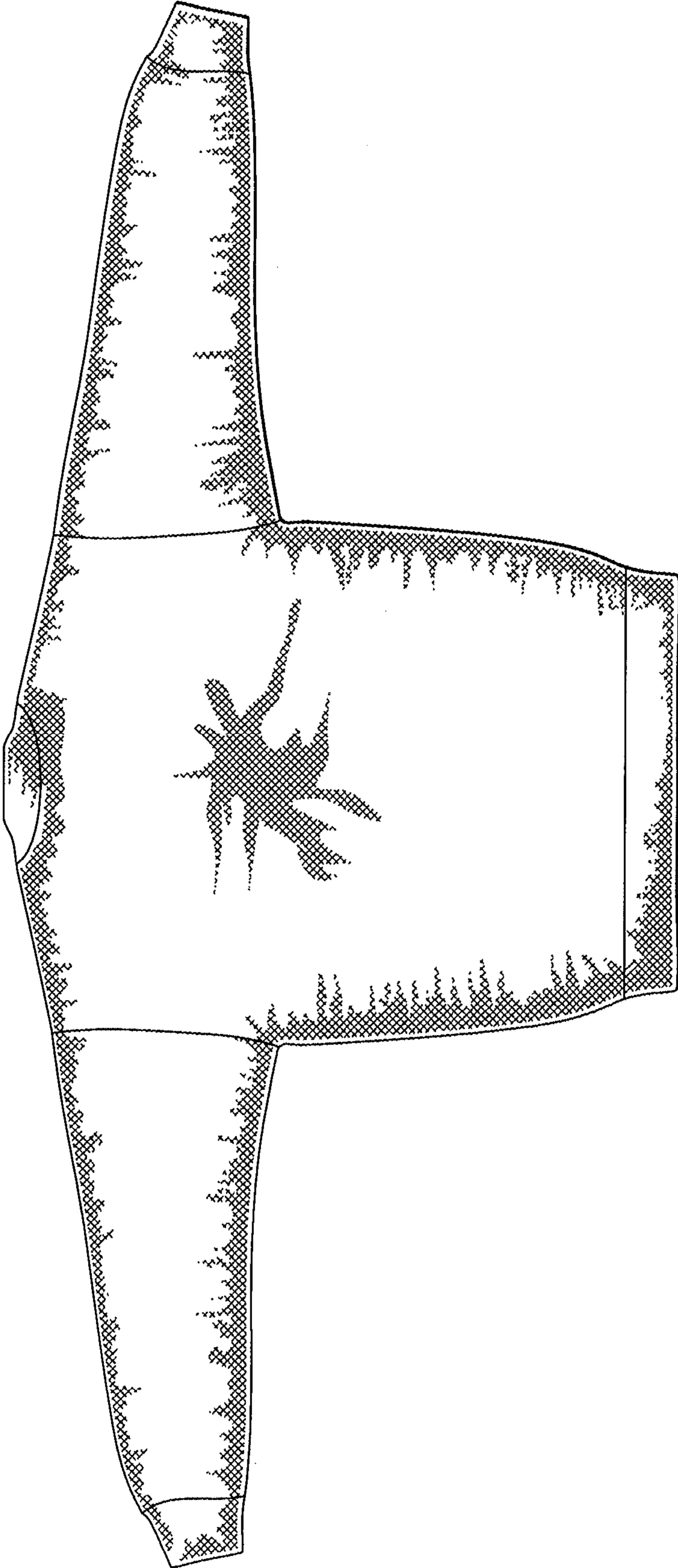


FIG. 3



FIG. 5



FIG. 4



FIG. 6



FIG. 7

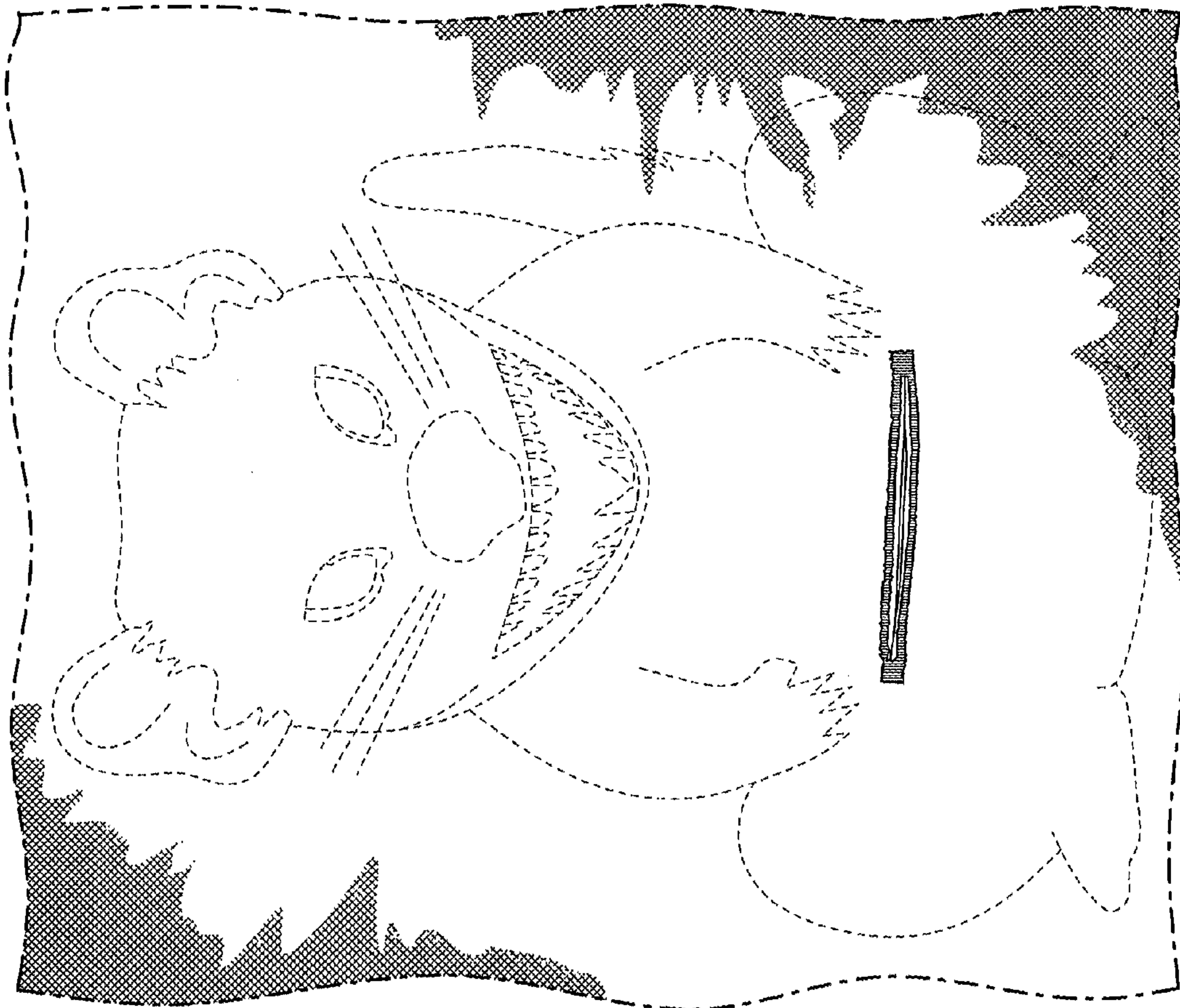


FIG. 8




FIG. 9