

US00D752299S

(12) **United States Design Patent**
Clores

(10) **Patent No.:** **US D752,299 S**

(45) **Date of Patent:** **** *Mar. 22, 2016**

(54) **COMBINATION BUSSING AND DISHWASHER RACK**

(75) Inventor: **Edgardo Clores**, Las Vegas, NV (US)

(73) Assignee: **Cloracks Corporation**, Las Vegas, NV (US)

(*) Notice: This patent is subject to a terminal disclaimer.

(**) Term: **14 Years**

(21) Appl. No.: **29/429,598**

(22) Filed: **Aug. 14, 2012**

(51) **LOC (10) Cl.** **15-05**

(52) **U.S. Cl.**
USPC **D32/3**

(58) **Field of Classification Search**
USPC D32/1-3, 25, 55; D3/309-314;
134/56 D, 57 D, 58 D; 220/487-488,
220/507, 572; 206/507-509; 211/41.3,
211/41.8, 41.9; 68/212
See application file for complete search history.

(56) **References Cited**

U.S. PATENT DOCUMENTS

D201,383 S *	6/1965	Kesilman et al.	D32/3
D234,679 S *	4/1975	Hirota	D3/311
D261,194 S *	10/1981	Box	D3/313
D275,467 S *	9/1984	Massonnet	D11/156
D349,192 S *	8/1994	Leung	D3/313

D403,472 S *	12/1998	Goodin et al.	D32/3
D412,607 S *	8/1999	Goodin et al.	D32/3
6,726,031 B2 *	4/2004	Laupan	211/41.8
D683,087 S *	5/2013	Clores	D32/3
D683,504 S *	5/2013	Clores	D32/3
D688,426 S *	8/2013	Clores	D32/3
2012/0055891 A1 *	3/2012	Clores	211/41.8

* cited by examiner

Primary Examiner — Catheri Oliver-Garcia

(74) *Attorney, Agent, or Firm* — Weiss & Moy, P.C.; Jeffrey D. Moy

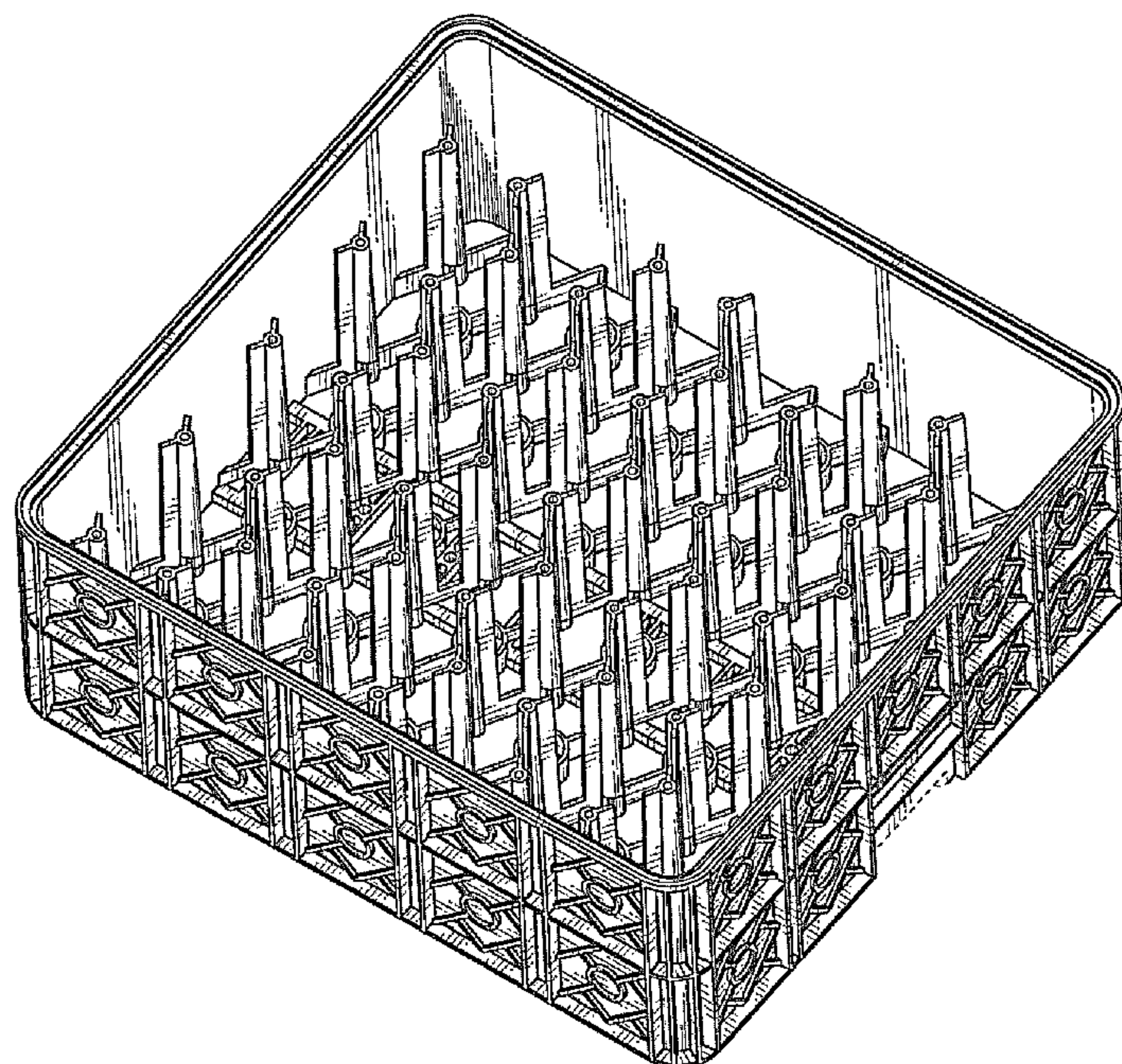
(57) **CLAIM**

The ornamental design for a combination bussing and dishwasher rack, as shown and described.

DESCRIPTION

FIG. 1 is a elevated perspective view of the combination bussing and dishwasher rack;
 FIG. 2 is front view of the combination bussing and dishwasher rack, the rear view being a mirror image thereof;
 FIG. 3 is a side view of the combination bussing and dishwasher rack, the other side being a mirror image thereof;
 FIG. 4 is a top view of the combination bussing and dishwasher rack; and,
 FIG. 5 is a bottom view of the combination bussing and dishwasher rack.
 The broken lines are for illustrative purposes only and form no part of the claimed invention.

1 Claim, 4 Drawing Sheets



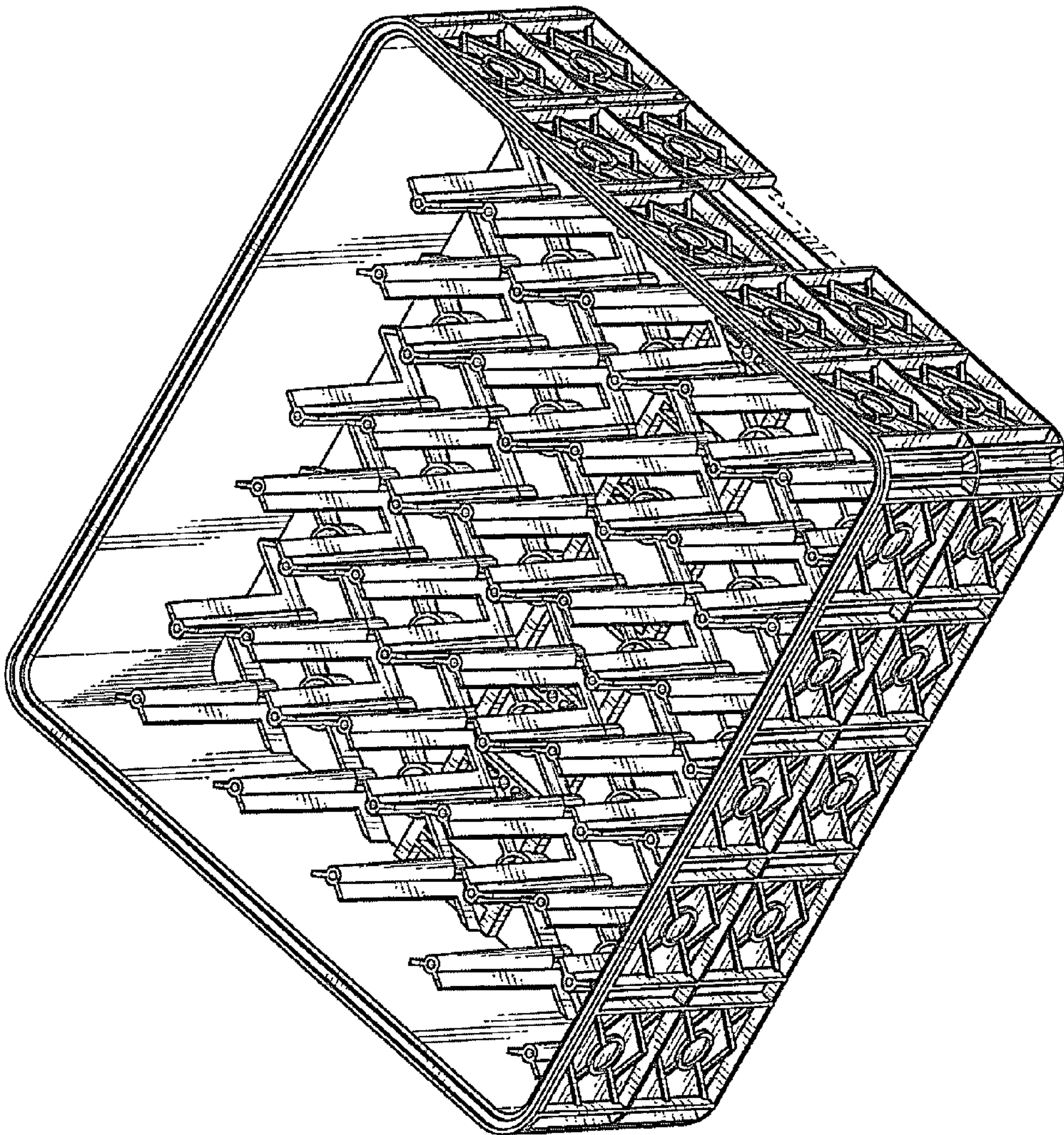


FIG. 1




FIG. 2

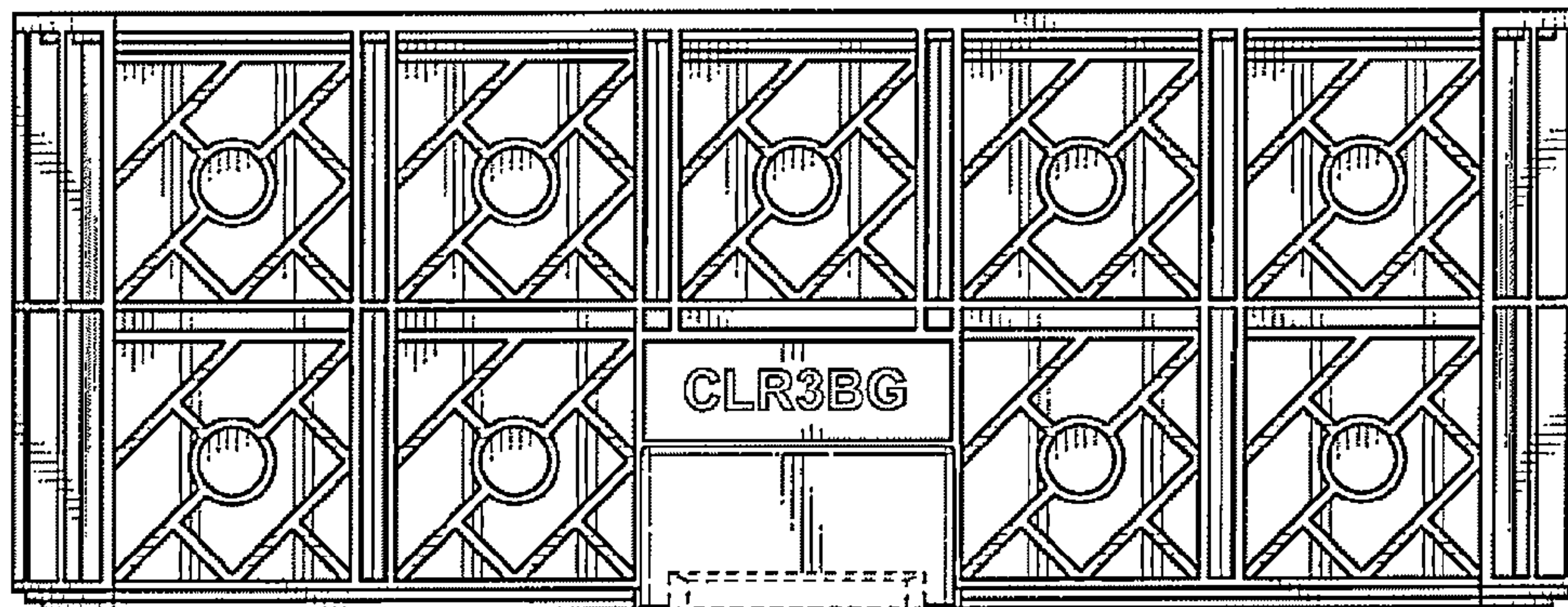


FIG. 3




FIG. 4




FIG. 5