



US00D752292S

(12) **United States Design Patent**
Columbus

(10) **Patent No.:** **US D752,292 S**
(45) **Date of Patent:** **** Mar. 22, 2016**

(54) **WALL MOUNTED BACK SCRATCHING
DEVICE**

(71) Applicant: **Jim Columbus**, Sarasota, FL (US)

(72) Inventor: **Jim Columbus**, Sarasota, FL (US)

(**) Term: **14 Years**

(21) Appl. No.: **29/516,696**

(22) Filed: **Feb. 5, 2015**

(51) **LOC (10) Cl.** **28-99**

(52) **U.S. Cl.**
USPC **D28/91.2; D24/211**

(58) **Field of Classification Search**
USPC D28/91.2; D24/211-215
CPC ... A47K 7/024; A61H 2205/081; A61H 7/02;
A61H 2015/0042; A61H 2015/005; A61H
2015/0057

See application file for complete search history.

(56) **References Cited**

U.S. PATENT DOCUMENTS

D256,841 S * 9/1980 Corbett D24/211
4,350,152 A * 9/1982 Strakowski A61H 1/008
5/630
D282,689 S * 2/1986 McCormick D28/91.2
D379,518 S * 5/1997 Bergman D24/211

6,110,132 A * 8/2000 Kurpieski A46B 9/02
15/160
7,011,639 B1 * 3/2006 Vigiletti A61H 7/001
601/136
D660,450 S * 5/2012 Johnson D24/215
D670,817 S * 11/2012 Narevsky D24/211
8,726,445 B1 * 5/2014 Wagner A47K 7/024
15/160
D732,680 S * 6/2015 Taylor D24/211
2006/0235345 A1 * 10/2006 Ivanov A61H 7/002
601/138
2015/0003890 A1 * 1/2015 Protopapas A47K 7/03
401/203

* cited by examiner

Primary Examiner — Jennifer Rivard

(74) *Attorney, Agent, or Firm* — Gulf Coast Intellectual
Property Group

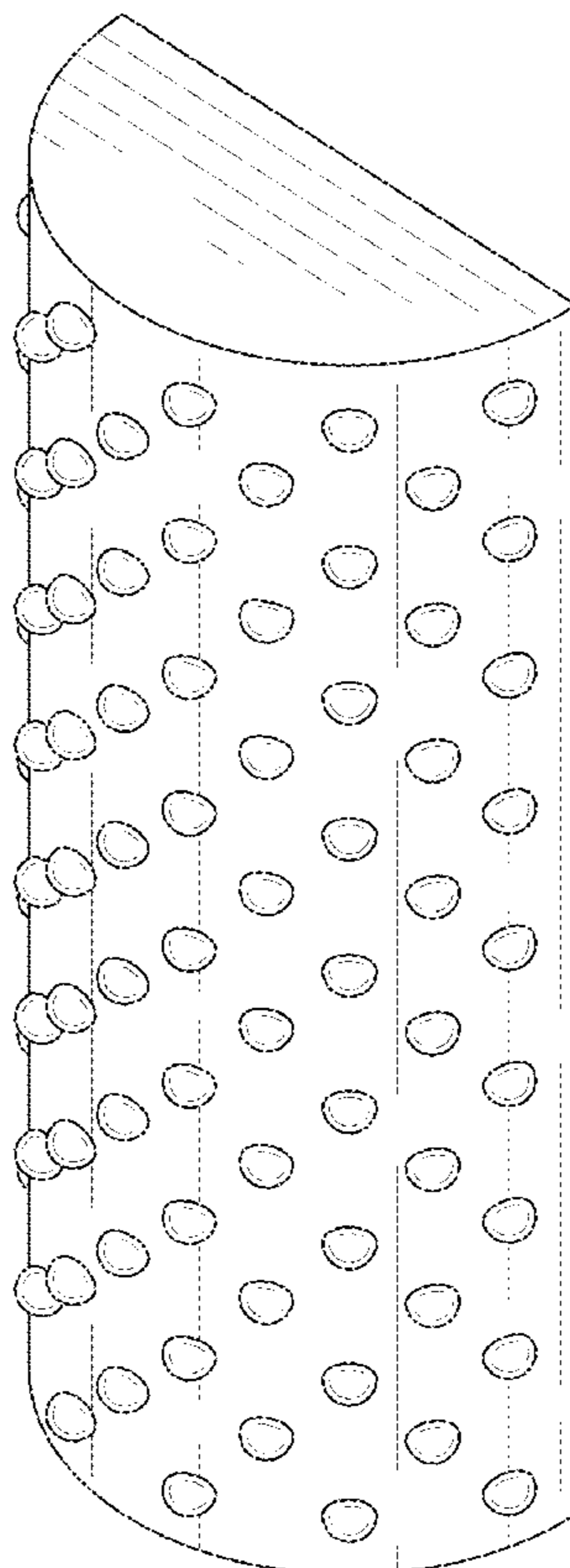
(57) **CLAIM**

The ornamental design for the wall mounted back scratching
device, as shown and described.

DESCRIPTION

FIG. 1 is a perspective view of the present invention; and
FIG. 2 is a front view of the present invention; and
FIG. 3 is a rear view of the present invention; and
FIG. 4 is a left side view of the present invention; and
FIG. 5 is a right side view of the present invention; and
FIG. 6 is a top view of the present invention; and,
FIG. 7 is a bottom view of the present invention.

1 Claim, 4 Drawing Sheets



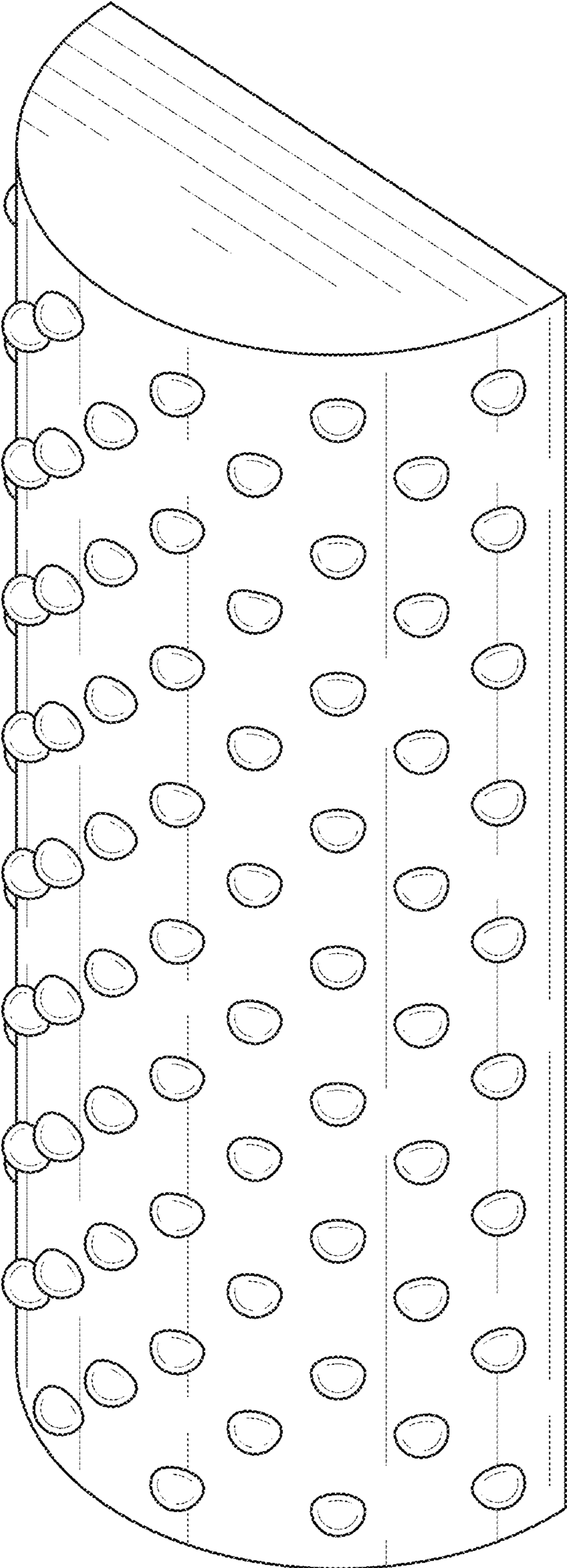


FIG. 1

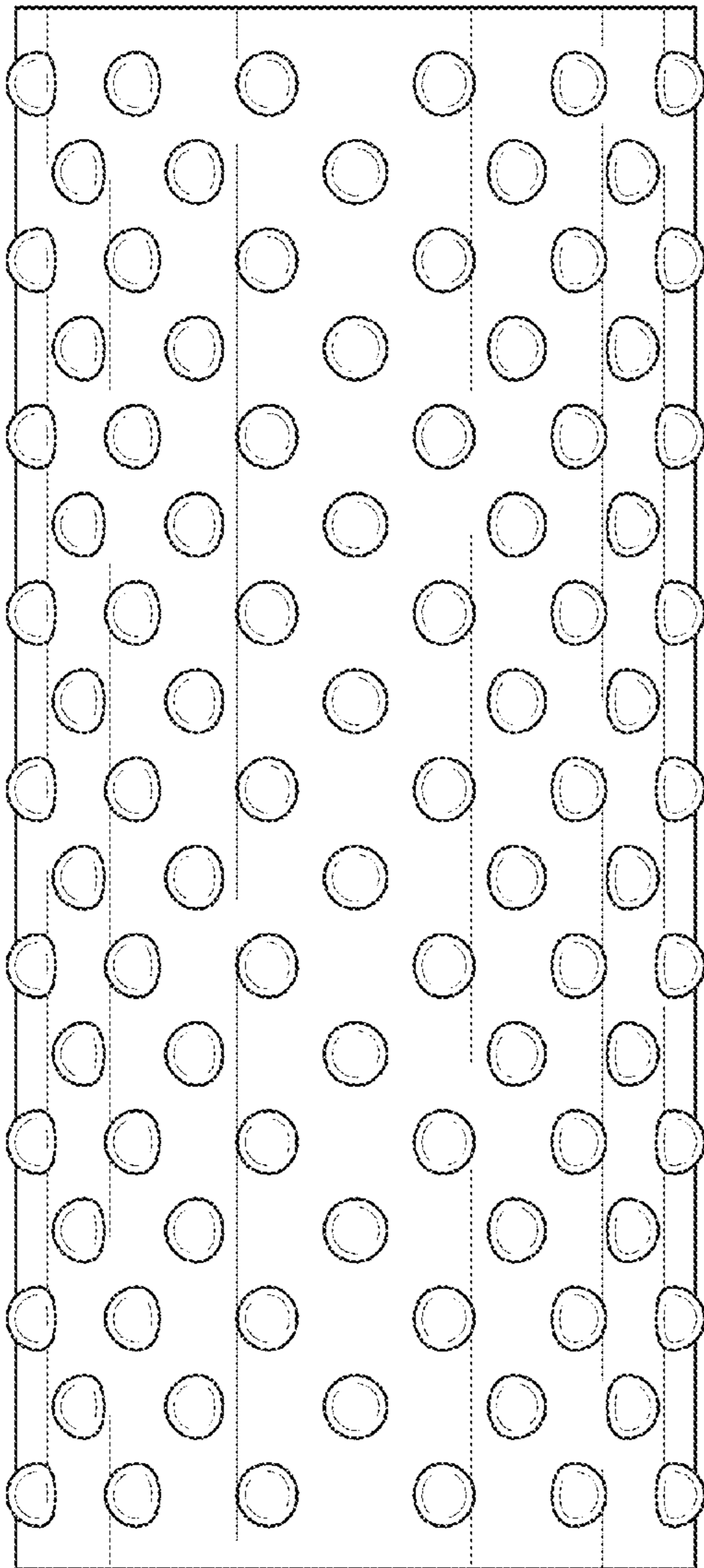


FIG. 2




FIG. 3

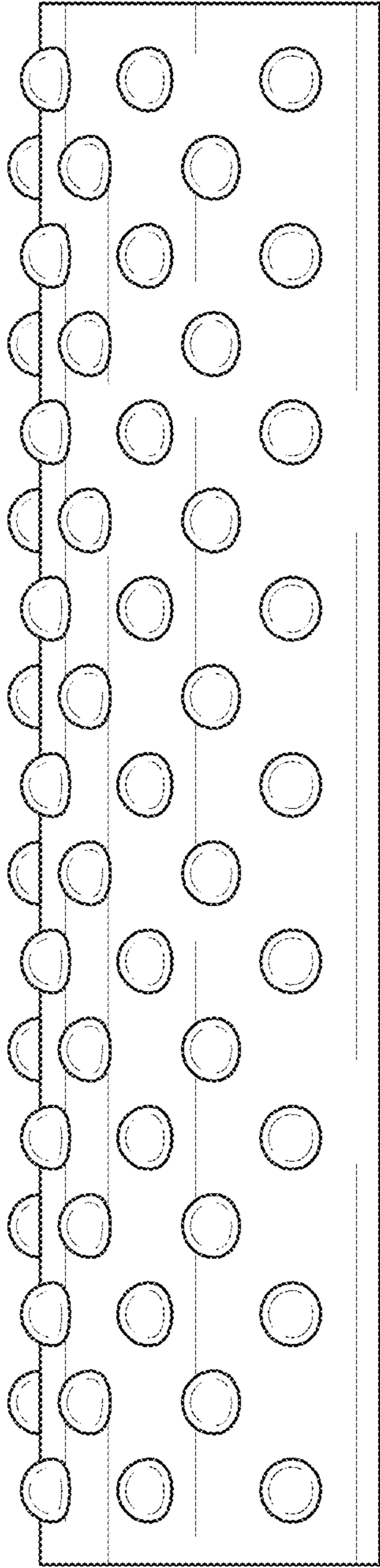


FIG. 4

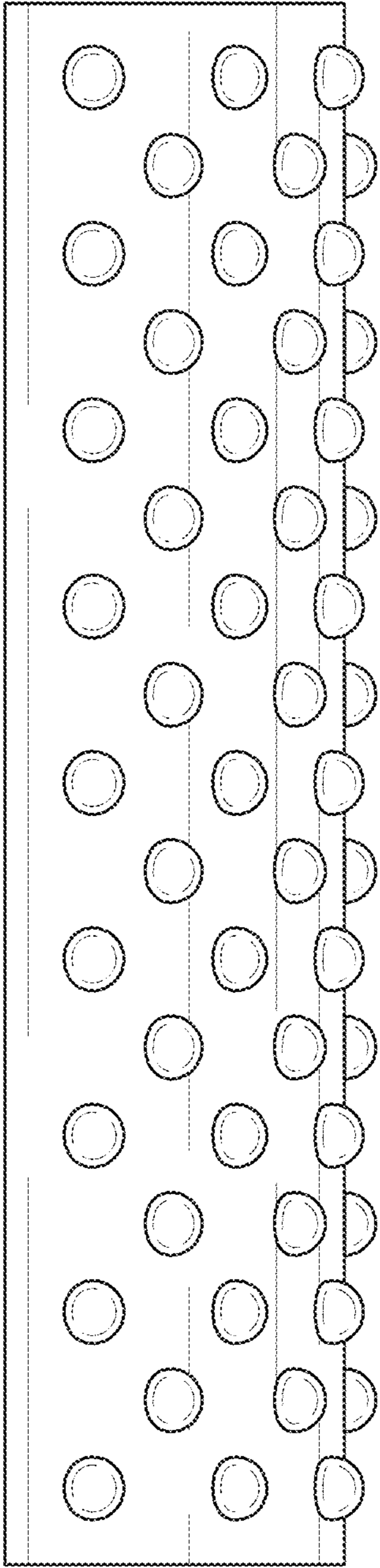


FIG. 5

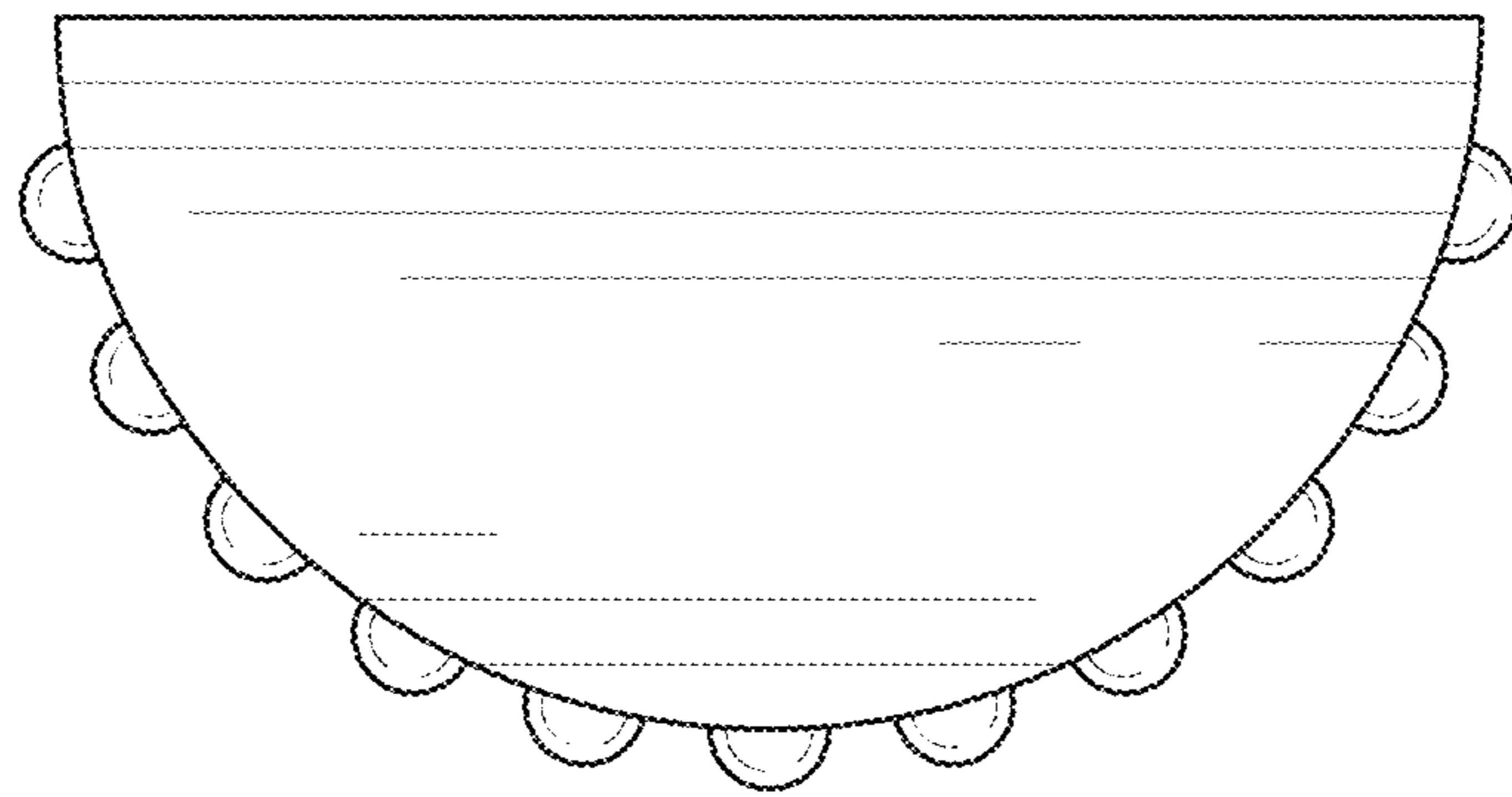


FIG. 6

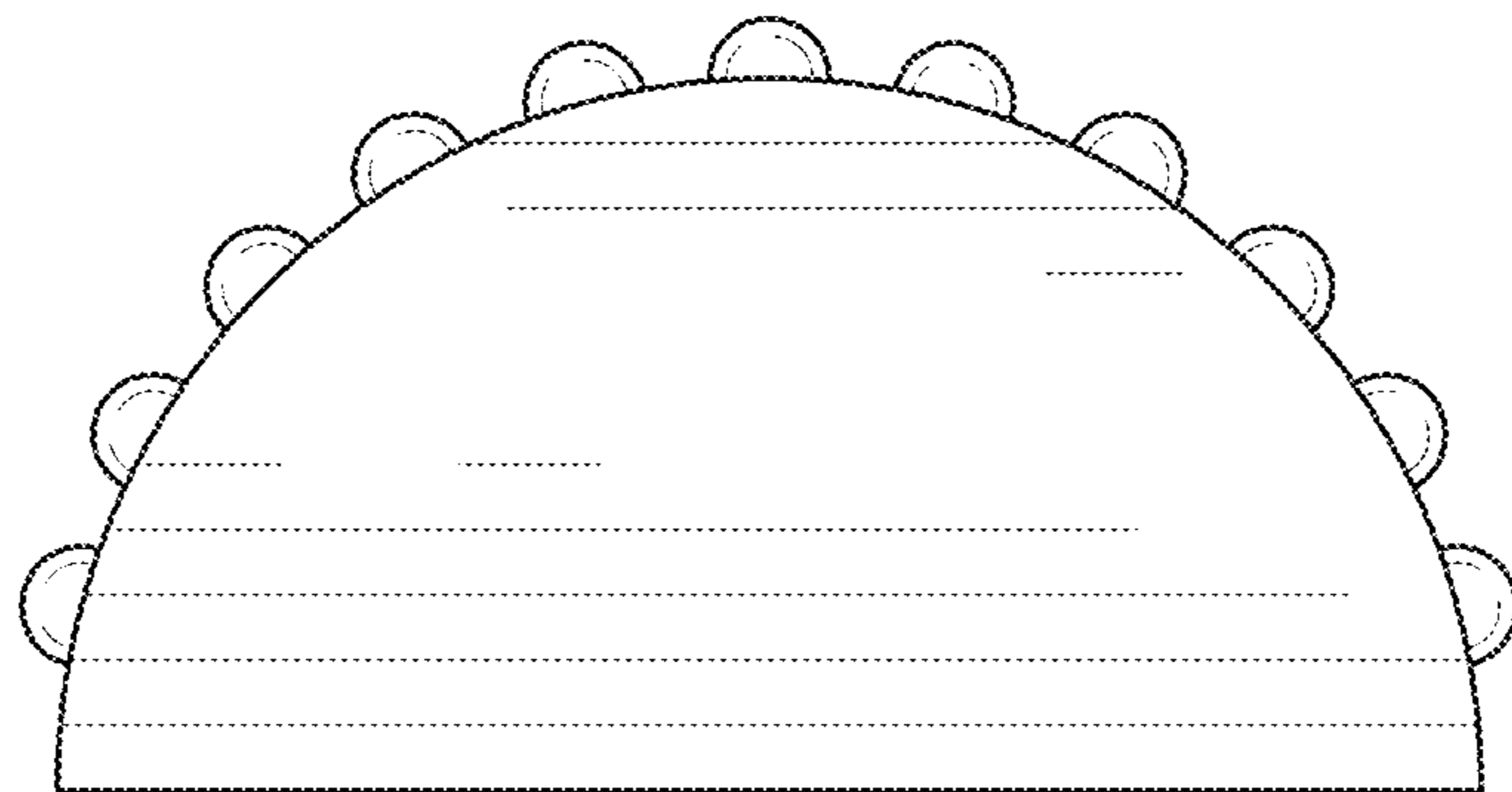


FIG. 7