



US00D752284S

(12) **United States Design Patent**
Doster

(10) **Patent No.:** **US D752,284 S**
(45) **Date of Patent:** **** Mar. 22, 2016**

- (54) **ELECTRONIC CIGARETTE CASING**
- (71) Applicant: **Paradise Packaging Inc.**, Orchard Park, NY (US)
- (72) Inventor: **Gary Doster**, Orchard Park, NY (US)
- (73) Assignee: **Paradise Packaging Inc.**, Orchard Park, NY (US)
- (**) Term: **14 Years**
- (21) Appl. No.: **29/507,497**
- (22) Filed: **Oct. 28, 2014**
- (51) **LOC (10) Cl.** **27-06**
- (52) **U.S. Cl.**
USPC **D27/189**
- (58) **Field of Classification Search**
USPC D3/229, 273; D9/414, 418, 420, 430,
D9/432; D27/172, 183–193, 180–182;
D13/107, 108, 109
CPC A24F 15/00; A24F 15/005; A24F 15/02;
A24F 15/12; A24F 15/14; A24F 15/18;
A24F 15/20; A24F 23/00; A24F 23/02;
A24F 23/04; B65D 85/1045; B65D 85/1063;
B65D 85/1072; B65D 5/0254
See application file for complete search history.

- D346,878 S * 5/1994 Gee D27/194
- 5,983,905 A * 11/1999 Patching A45D 42/02
132/318
- D480,561 S * 10/2003 Simon D3/294
- D496,135 S * 9/2004 Hillock D28/85
- D509,623 S * 9/2005 Mitten D27/189
- D522,696 S * 6/2006 Severa D28/88
- D523,171 S * 6/2006 Mitten D27/189
- 7,320,399 B2 * 1/2008 Ghini B65D 85/1045
206/268
- D594,596 S * 6/2009 Mitten D27/189
- D668,141 S * 10/2012 Collins D9/423
- D668,535 S * 10/2012 Collins D9/423
- D681,445 S * 5/2013 van Landsveld D9/423
- D693,670 S * 11/2013 van Landsveld D9/423
- D706,129 S * 6/2014 Boraczek D9/418
- D708,727 S * 7/2014 Postma D23/360
- D735,472 S * 8/2015 Waltrip D3/229

* cited by examiner

Primary Examiner — Elizabeth Albert

(74) *Attorney, Agent, or Firm* — Roach Brown McCarthy & Gruber, P.C.; Kevin D. McCarthy

(57) **CLAIM**

The ornamental design for an electronic cigarette casing, as shown and described.

DESCRIPTION

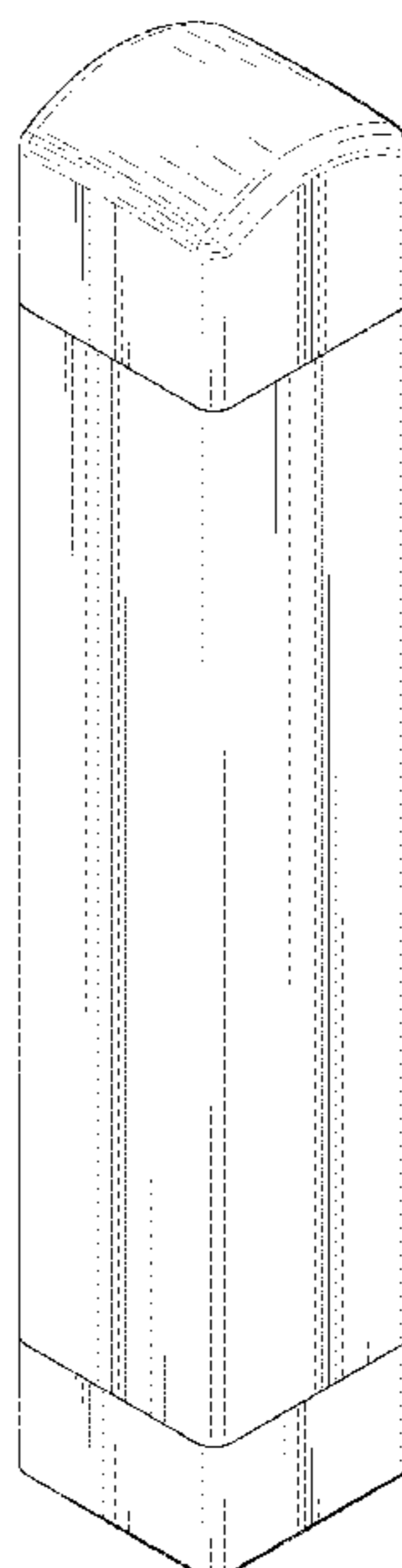
FIG. 1 is a perspective view of the front, top, and right side view of an electronic cigarette casing showing my design;
 FIG. 2 is a perspective view of the back, bottom, and left side view thereof;
 FIG. 3 is a front view thereof;
 FIG. 4 is a right side view thereof;
 FIG. 5 is a left side view thereof;
 FIG. 6 is a top side view thereof; and,
 FIG. 7 is a bottom side view thereof.

1 Claim, 3 Drawing Sheets

(56) **References Cited**

U.S. PATENT DOCUMENTS

- 697,601 A * 4/1902 Biren A24F 27/00
206/102
- 2,104,364 A * 1/1938 Coryell A45D 40/02
401/55
- D276,594 S * 12/1984 Fahey D9/420
- D282,884 S * 3/1986 Byrns D3/300
- D301,837 S * 6/1989 Peterson D9/529



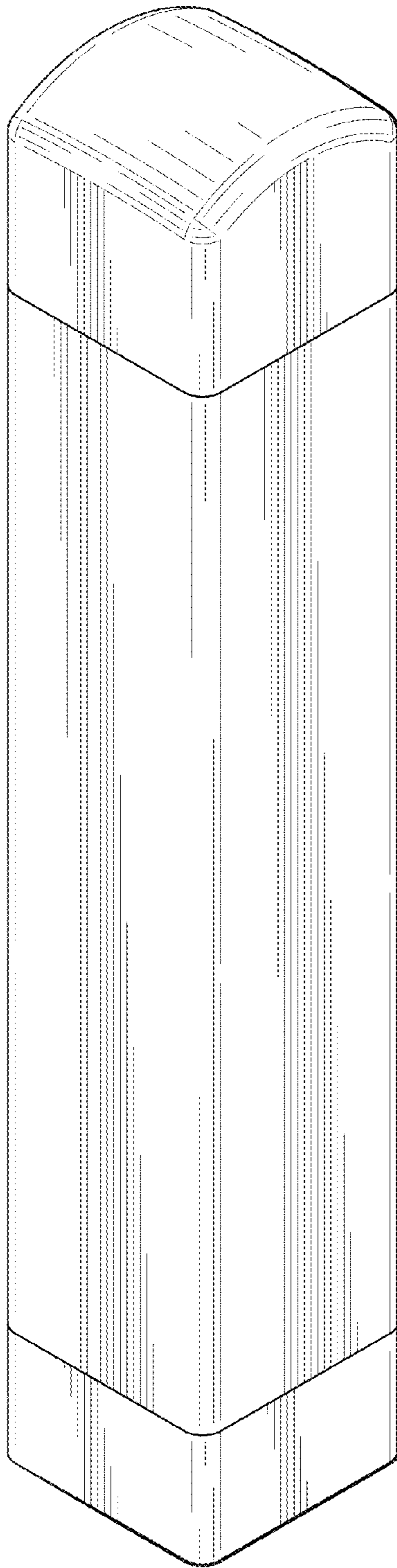


FIG. 1

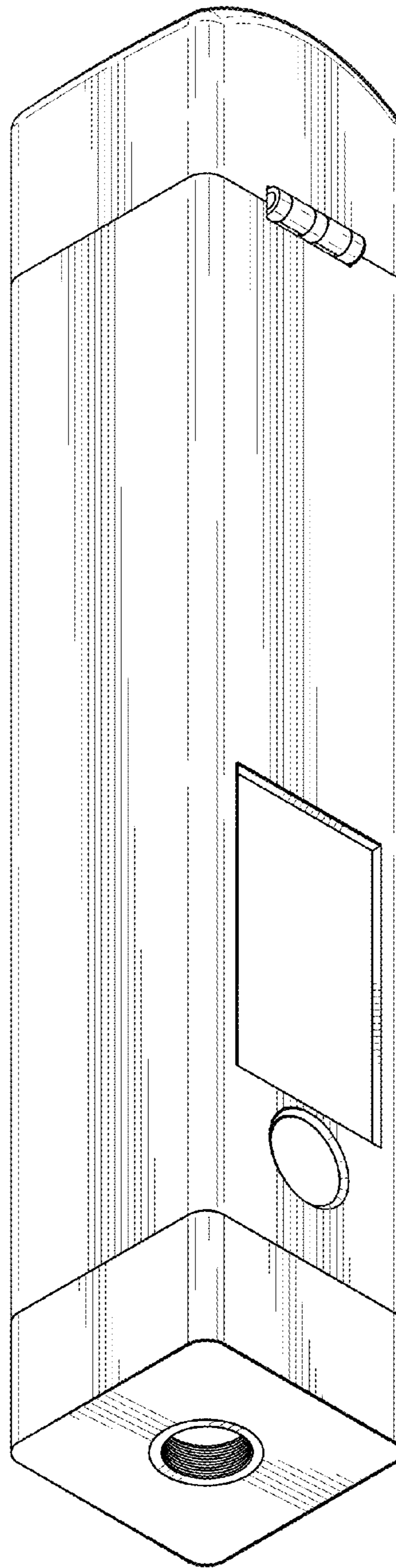


FIG. 2

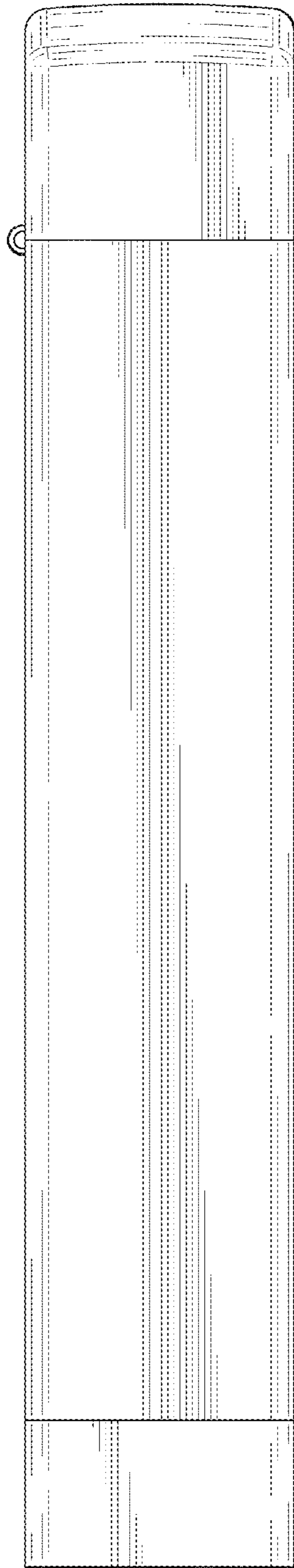


FIG. 3

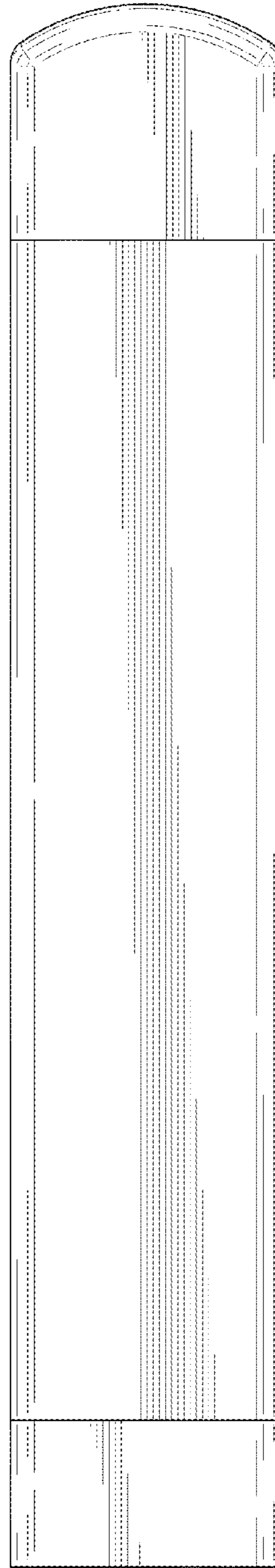


FIG. 4

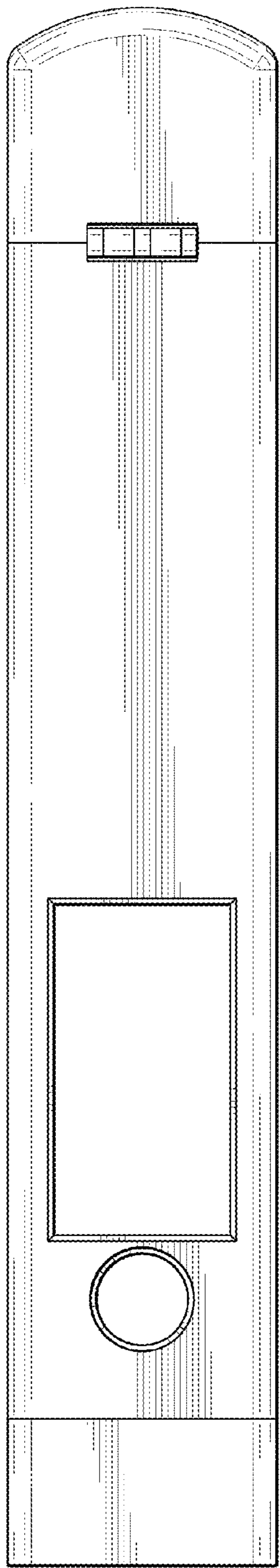


FIG. 5

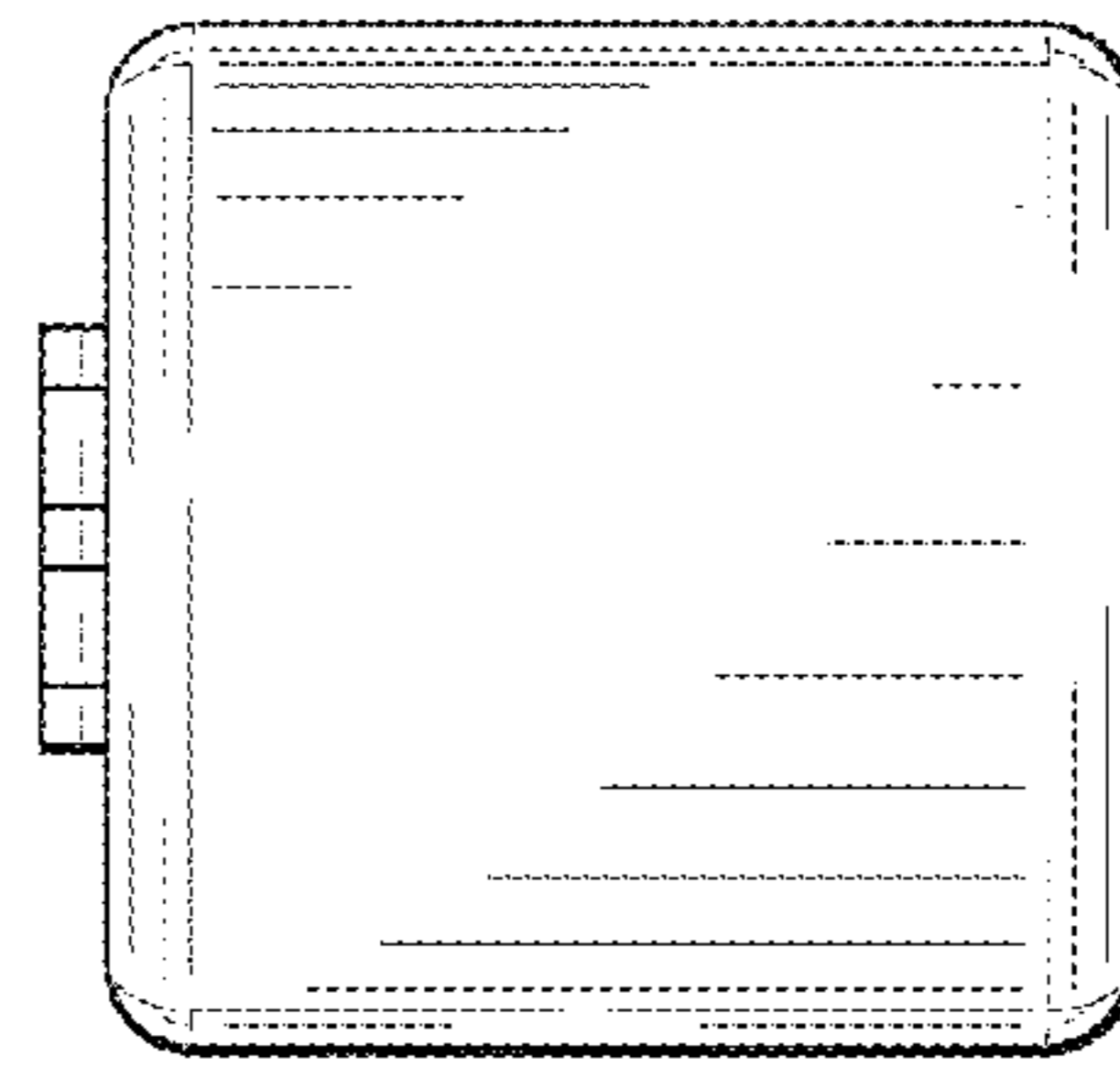


FIG. 6

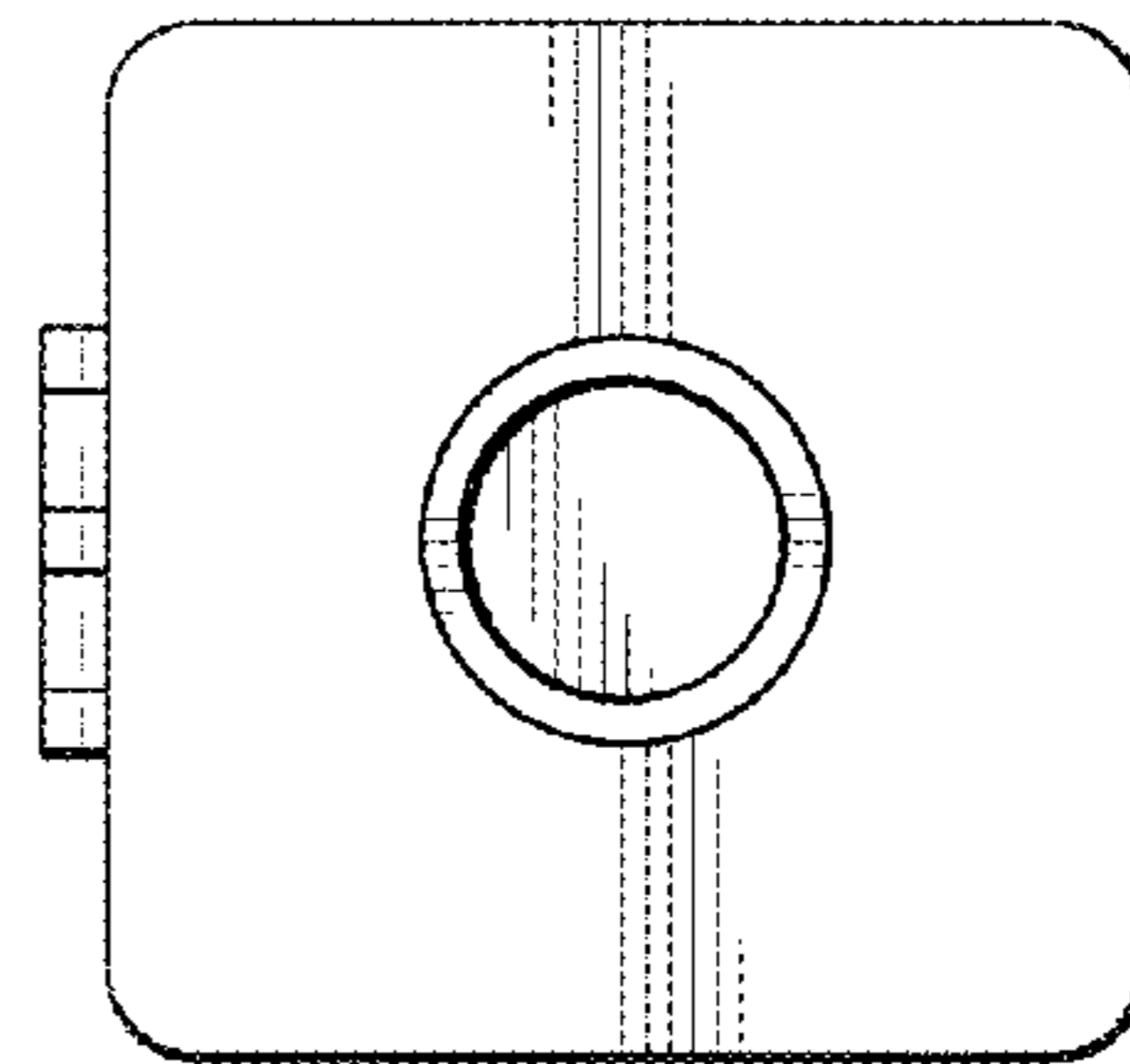


FIG. 7