



US00D752282S

(12) **United States Design Patent**  
**Doster**

(10) **Patent No.:** **US D752,282 S**  
(45) **Date of Patent:** **\*\* Mar. 22, 2016**

- (54) **ELECTRONIC CIGARETTE CASING**
- (71) Applicant: **Paradise Packaging Inc.**, Orchard Park, NY (US)
- (72) Inventor: **Gary Doster**, Orchard Park, NY (US)
- (73) Assignee: **Paradise Packaging Inc.**, Orchard Park, NY (US)
- (\*\*) Term: **14 Years**
- (21) Appl. No.: **29/507,473**
- (22) Filed: **Oct. 28, 2014**
- (51) **LOC (10) Cl.** ..... **27-06**
- (52) **U.S. Cl.**  
USPC ..... **D27/189**
- (58) **Field of Classification Search**  
USPC ..... D3/229, 273; D9/414, 418, 420, 430, D9/432; D27/172, 183–193, 180–182; D13/107, 108, 109  
CPC ..... A24F 15/00; A24F 15/005; A24F 15/02; A24F 15/12; A24F 15/14; A24F 15/18; A24F 15/20; A24F 23/00; A24F 23/02; A24F 23/04; B65D 85/1045; B65D 85/1063; B65D 85/1072; B65D 5/0254  
See application file for complete search history.

D346,878 S *	5/1994	Gee	.....	D27/194
D366,950 S *	2/1996	McKinnie	.....	D27/189
D410,764 S *	6/1999	Wilson	.....	D27/172
D412,279 S *	7/1999	Brice	.....	D7/629
D446,601 S *	8/2001	Fisher	.....	D27/129
D449,782 S *	10/2001	Diaz	.....	D7/629
D472,772 S *	4/2003	Noble	.....	D7/629
D591,899 S *	5/2009	Bray	.....	D27/189
D708,727 S *	7/2014	Postma	.....	D23/360
8,794,434 B2 *	8/2014	Scatterday	.....	A24F 15/12 206/256
D725,823 S *	3/2015	Scatterday	.....	D27/189
9,078,472 B2 *	7/2015	Liu	.....	A24F 15/18
9,089,166 B1 *	7/2015	Scatterday	.....	A24F 15/12
2005/0236282 A1 *	10/2005	Huska	.....	A24F 13/18 206/246
2014/0053858 A1 *	2/2014	Liu	.....	A24F 15/18 131/329

\* cited by examiner

*Primary Examiner* — Elizabeth Albert

(74) *Attorney, Agent, or Firm* — Roach Brown McCarthy & Gruber, P.C.; Kevin D. McCarthy

(57) **CLAIM**

The ornamental design for an electronic cigarette casing, as shown and described.

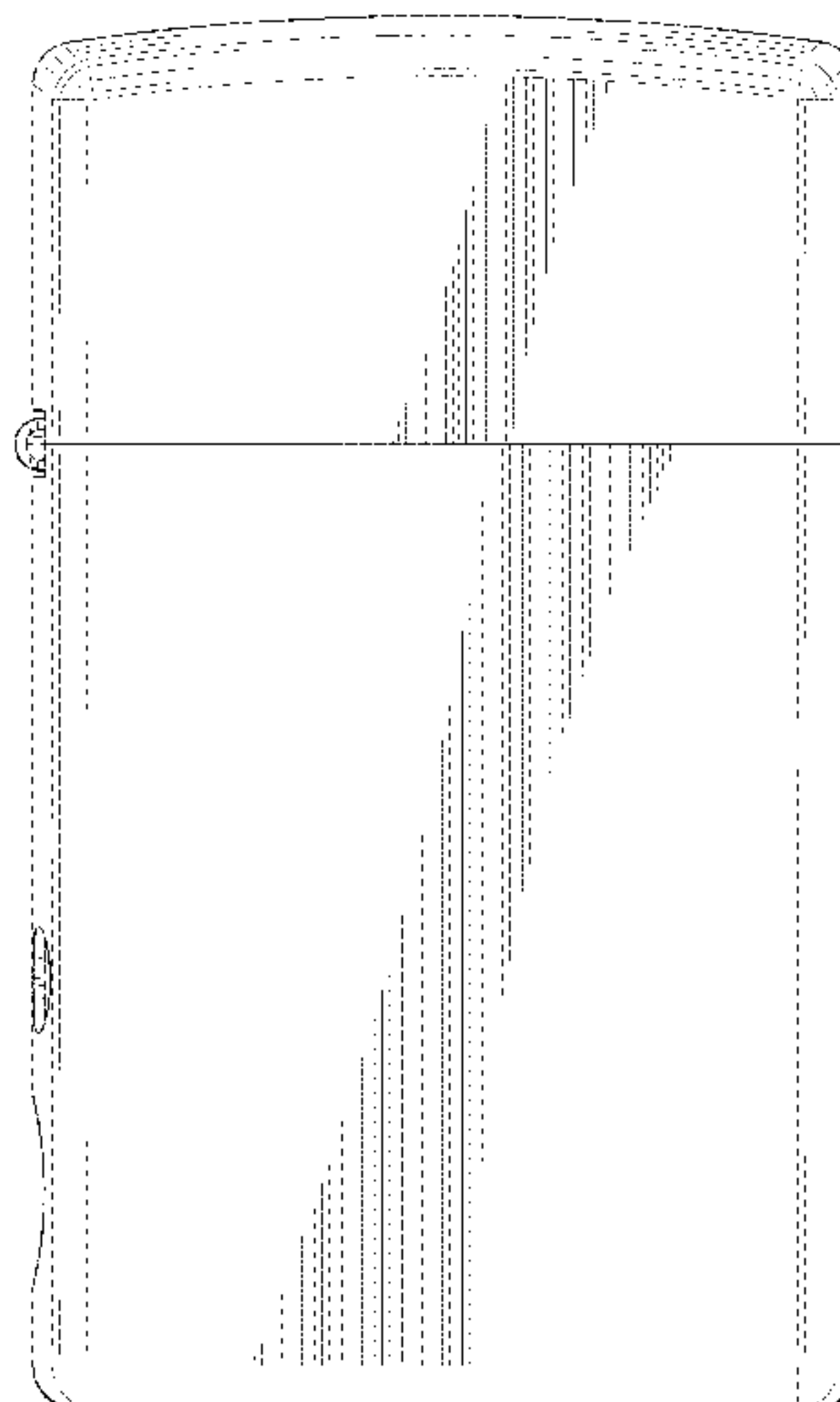
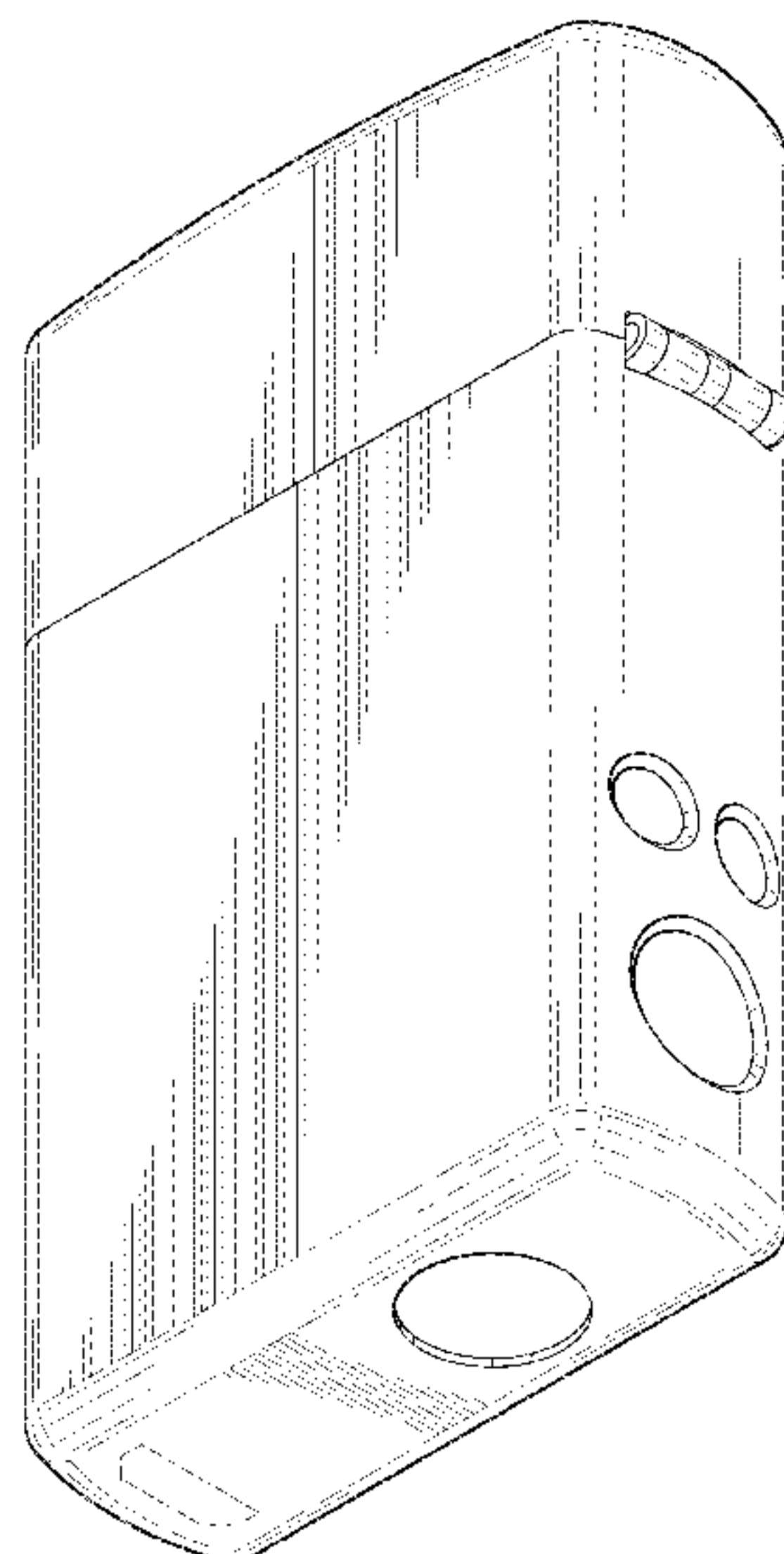
**DESCRIPTION**

FIG. 1 is a perspective view of the front, top, and right side view of an electronic cigarette casing showing my design; FIG. 2 is a perspective view of the back, bottom, and left side view thereof; FIG. 3 is a front view thereof; FIG. 4 is a right side view thereof; FIG. 5 is a left side view thereof; FIG. 6 is a top side view thereof; and, FIG. 7 is a bottom side view thereof. The broken lines in FIGS. 2 and 7 are included to show a portion of the electronic cigarette casing that forms no part of the claimed design.

**1 Claim, 5 Drawing Sheets**

(56) **References Cited**  
U.S. PATENT DOCUMENTS

192,579 A *	7/1877	Harlow	.....	A24F 23/04 206/240
D35,022 S *	9/1901	Rehmann	.....	D27/173
697,601 A *	4/1902	Biren	.....	A24F 27/00 206/102
799,844 A *	9/1905	Fuller	.....	A24F 27/10 206/134
1,771,113 A *	7/1930	Durnen	.....	A24F 15/18 221/148
2,148,319 A *	2/1939	Negbauer	.....	A24F 15/12 206/259



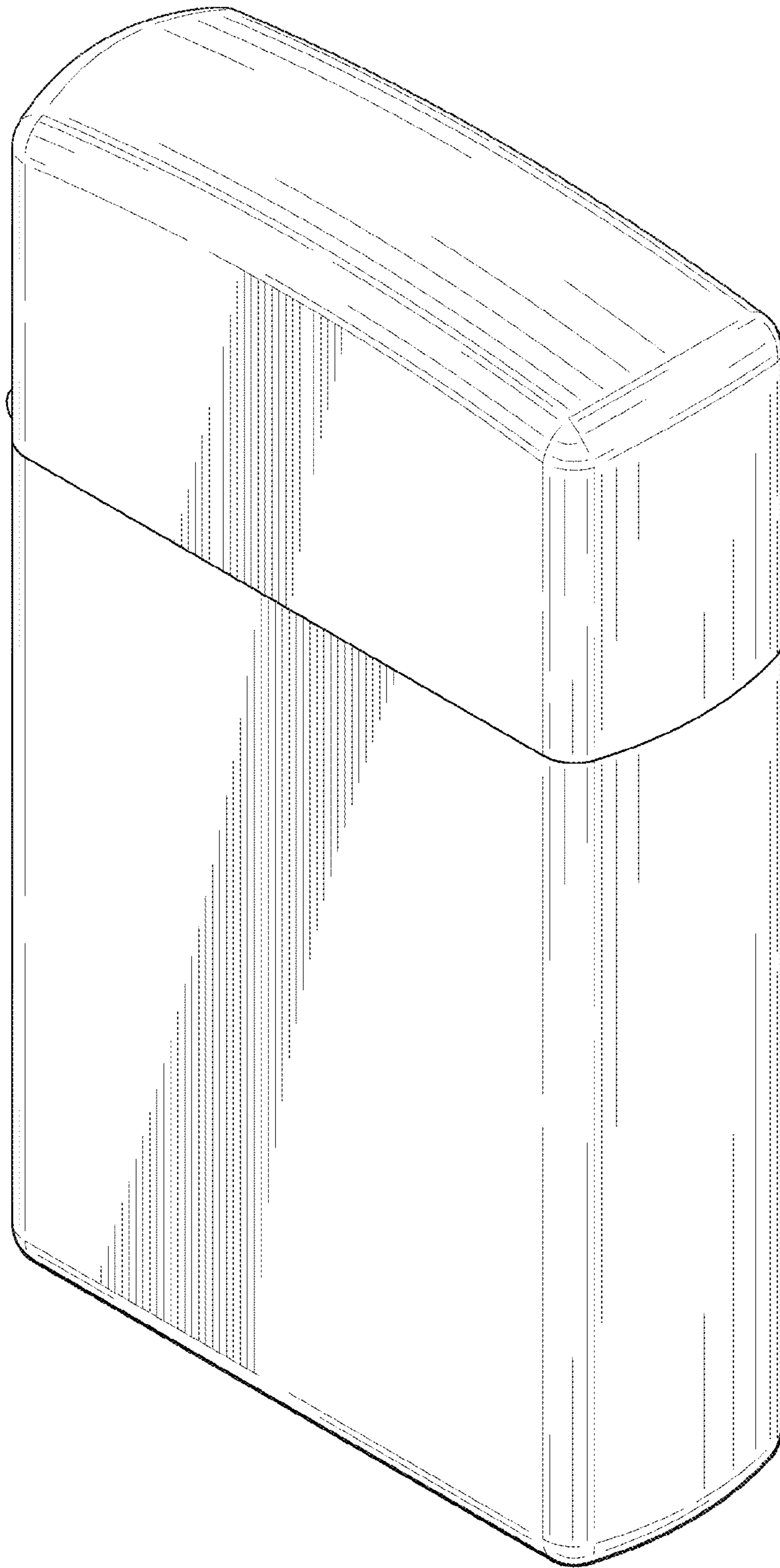


FIG. 1

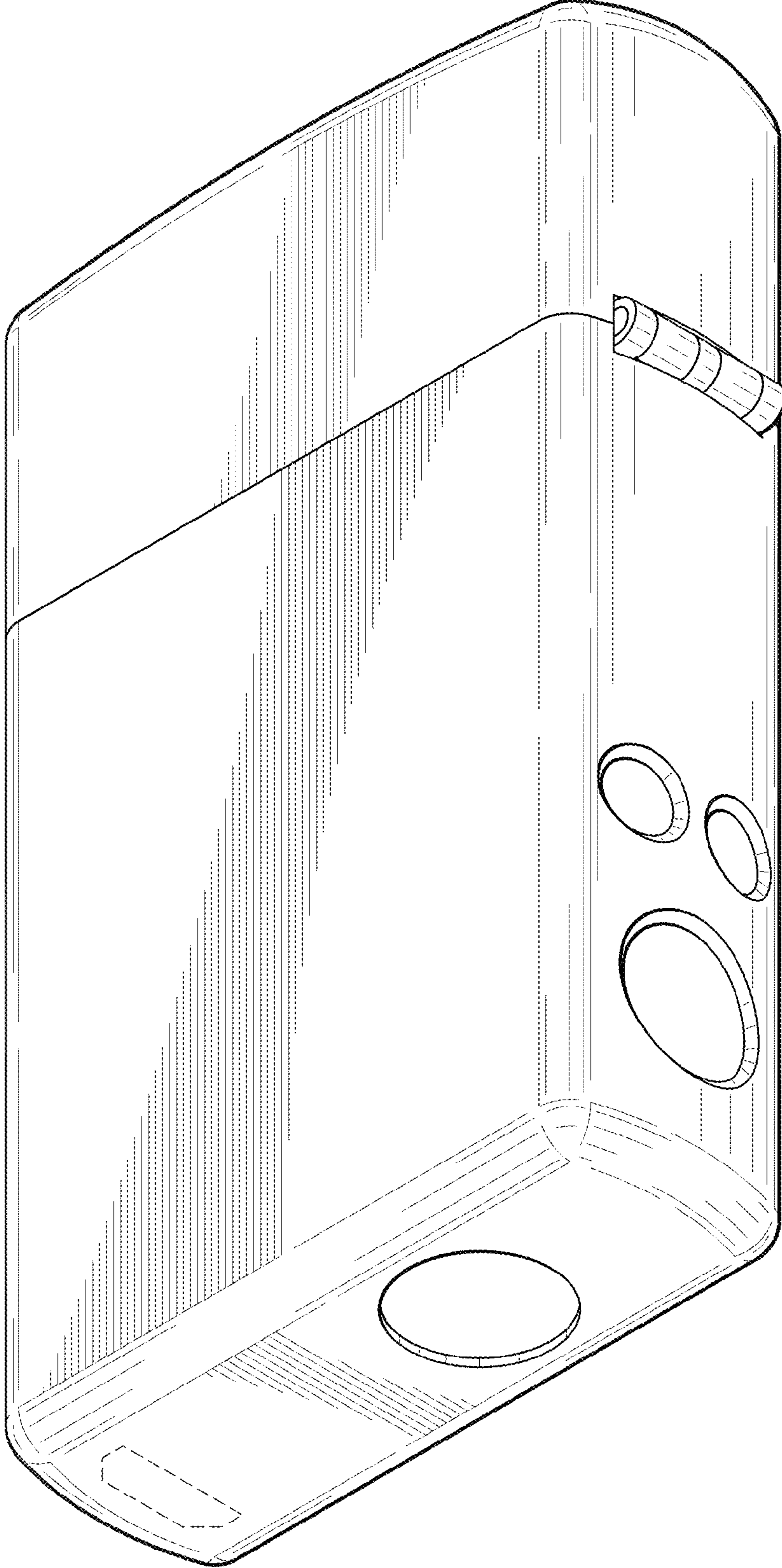


FIG. 2



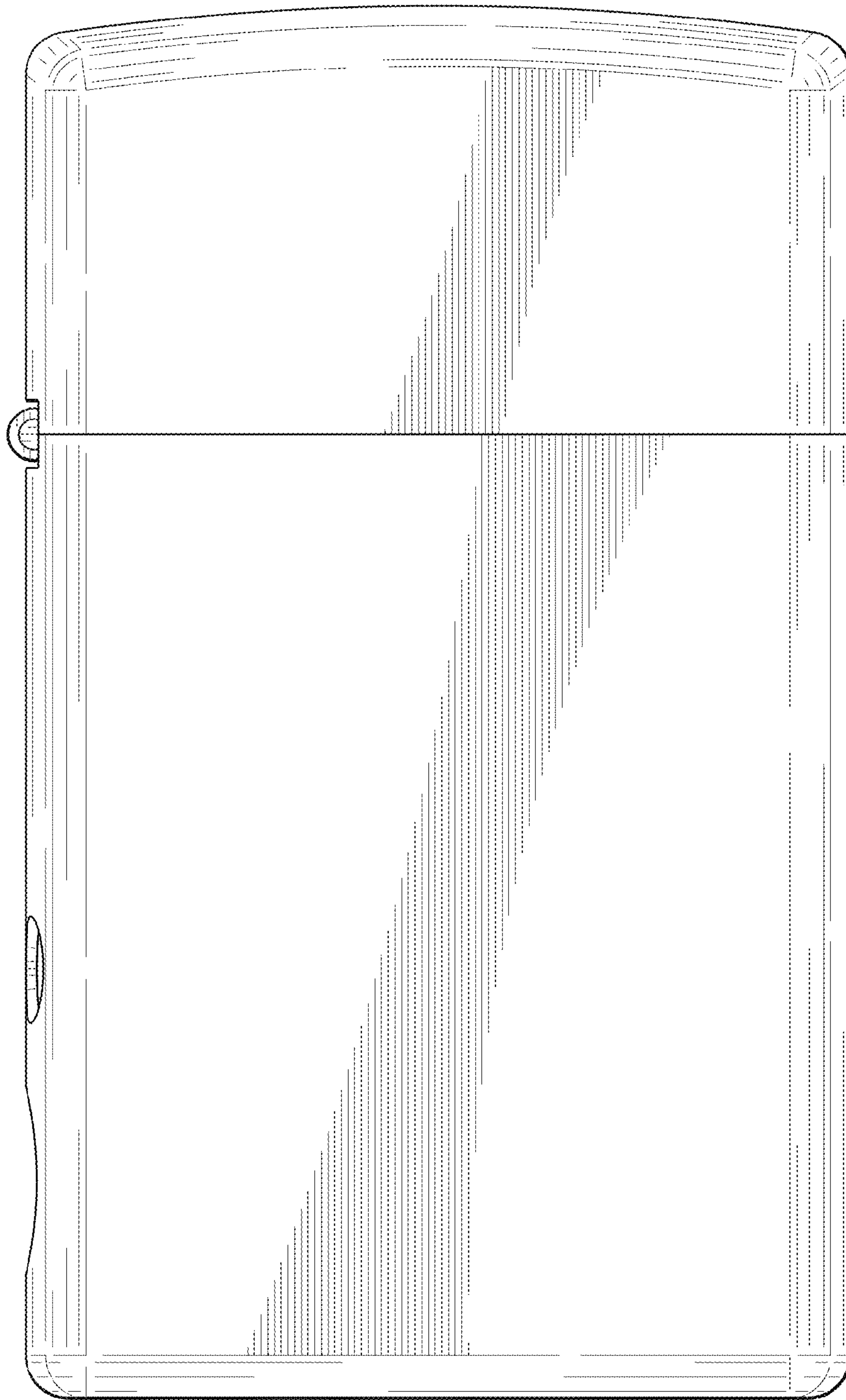


FIG. 3




FIG. 4

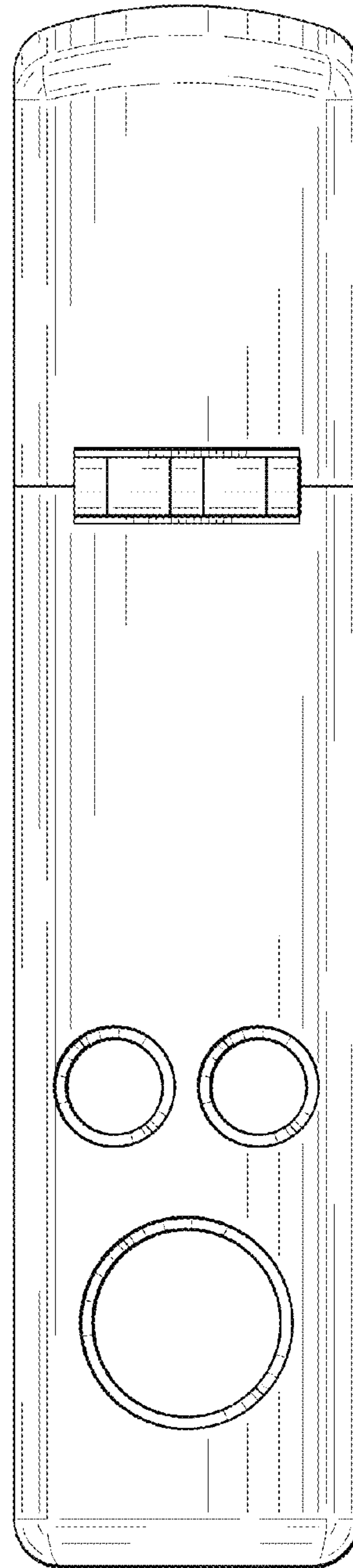


FIG. 5




FIG. 6

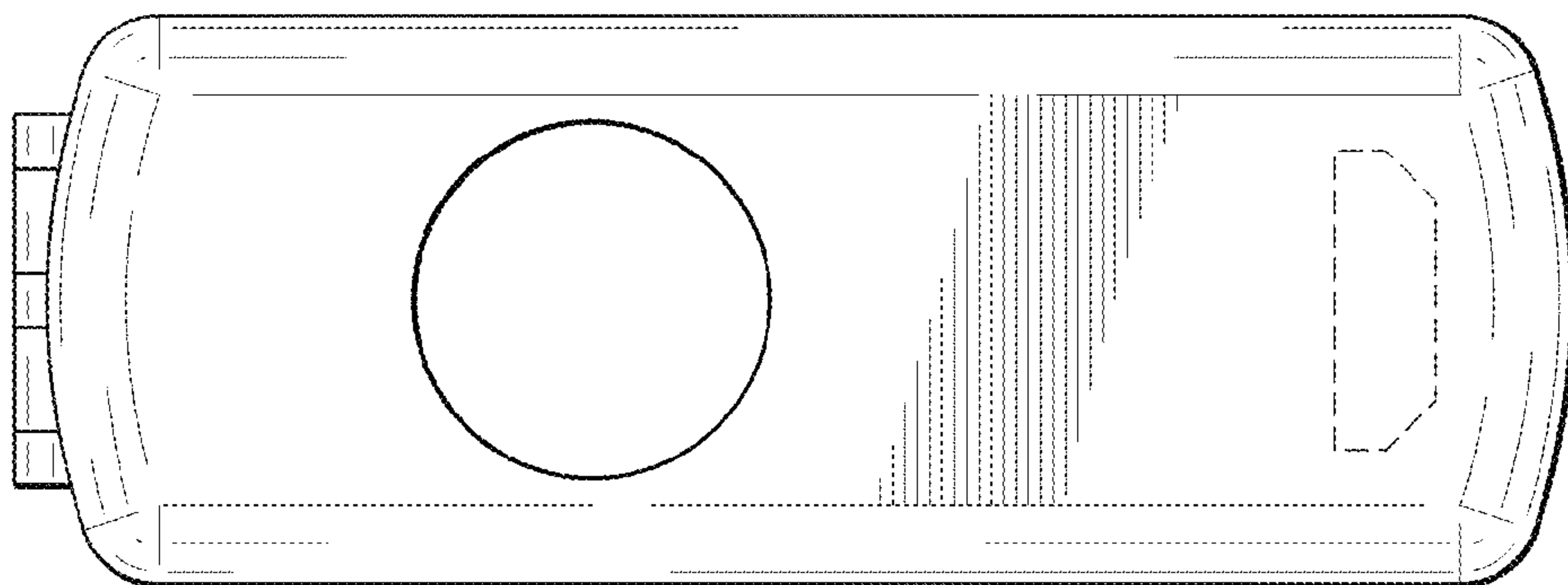


FIG. 7