



US00D752275S

(12) **United States Design Patent**
Schuyler

(10) **Patent No.:** **US D752,275 S**
(45) **Date of Patent:** **** Mar. 22, 2016**

(54) **LIGHT FIXTURE BOBECHE**

(56) **References Cited**

- (71) Applicant: **SWAROVSKI LIGHTING, LTD.**,
Plattsburgh, NY (US)
- (72) Inventor: **Andrew Schuyler**, Colchester, VT (US)
- (73) Assignee: **SWAROVSKI LIGHTING, LTD.**,
Plattsburgh, NY (US)
- (**) Term: **14 Years**
- (21) Appl. No.: **29/506,096**
- (22) Filed: **Oct. 13, 2014**

U.S. PATENT DOCUMENTS

| | | | |
|--------------|---------|-----------------|---------|
| D47,227 S * | 4/1915 | Hawe | D26/134 |
| D190,827 S * | 7/1961 | Phillips | D26/89 |
| D355,046 S * | 1/1995 | Corsi | D26/134 |
| D373,653 S * | 9/1996 | Cohen | D26/134 |
| D374,303 S * | 10/1996 | Miranda | D26/134 |
| D376,030 S * | 11/1996 | Cohen | D26/134 |
| D501,689 S * | 2/2005 | Pickett | D26/128 |
| D557,847 S * | 12/2007 | Badarello | D26/59 |
| D558,372 S * | 12/2007 | Ko | D26/67 |
| D617,485 S * | 6/2010 | Hamilton | D26/89 |
| D720,880 S * | 1/2015 | Schuyler | D26/142 |

* cited by examiner

Primary Examiner — George D Kirschbaum

Assistant Examiner — Natasha Vujcic

(74) *Attorney, Agent, or Firm* — Heslin Rothenberg Farley & Mesiti P.C.

Related U.S. Application Data

(62) Division of application No. 29/473,163, filed on Nov. 19, 2013, now Pat. No. Des. 720,880.

(51) **LOC (10) Cl.** **26-99**

(52) **U.S. Cl.**
USPC **D26/138**

(58) **Field of Classification Search**
 USPC D26/74, 75, 79, 85, 88, 89, 91, 96, 108,
 D26/109, 113, 118, 120, 122, 129, 138, 140,
 D26/141, 142
 CPC F21S 6/00; F21S 6/004; F21S 6/006;
 F21S 8/00; F21S 8/024; F21S 8/026; F21S
 8/031; F21S 8/035-8/037; F21S 8/04; F21S
 8/043; F21S 8/063; F21V 17/02; F21V 17/04;
 F21V 17/06; F21V 21/002; F21V 21/02;
 F21V 21/03; F21V 21/04; F21V 21/14;
 F21V 23/02; F21V 23/04; F21V 23/0442

See application file for complete search history.

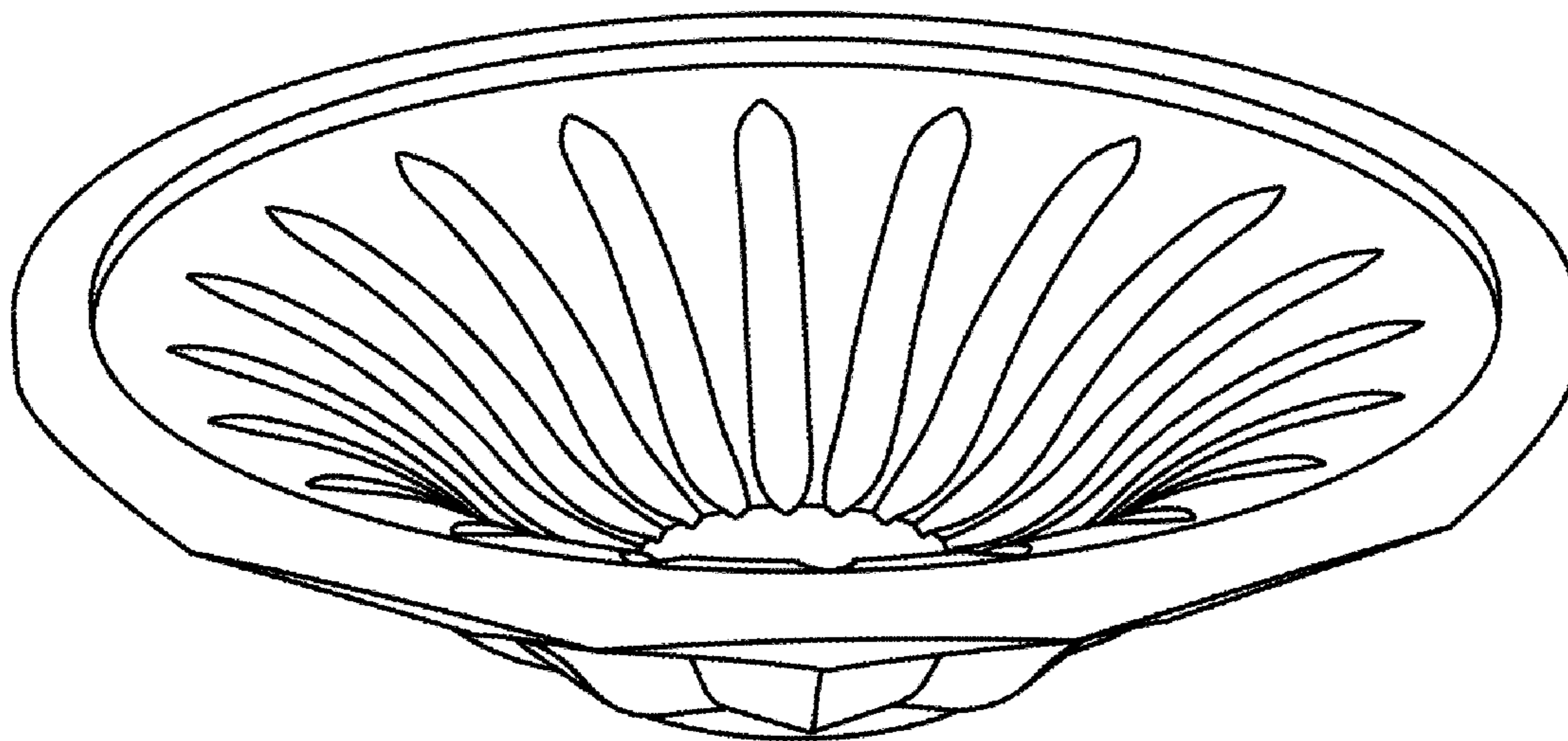
(57) **CLAIM**

The ornamental design for a light fixture bobecche, as shown and described.

DESCRIPTION

FIG. 1 is a perspective view of the light fixture bobecche of the present invention;
 FIG. 2 is a front elevation view thereof;
 FIG. 3 is a right side elevation view thereof;
 FIG. 4 is a rear elevation view thereof;
 FIG. 5 is a left side elevation view thereof;
 FIG. 6 is a top plan view thereof; and,
 FIG. 7 is a bottom plan view thereof.

1 Claim, 7 Drawing Sheets



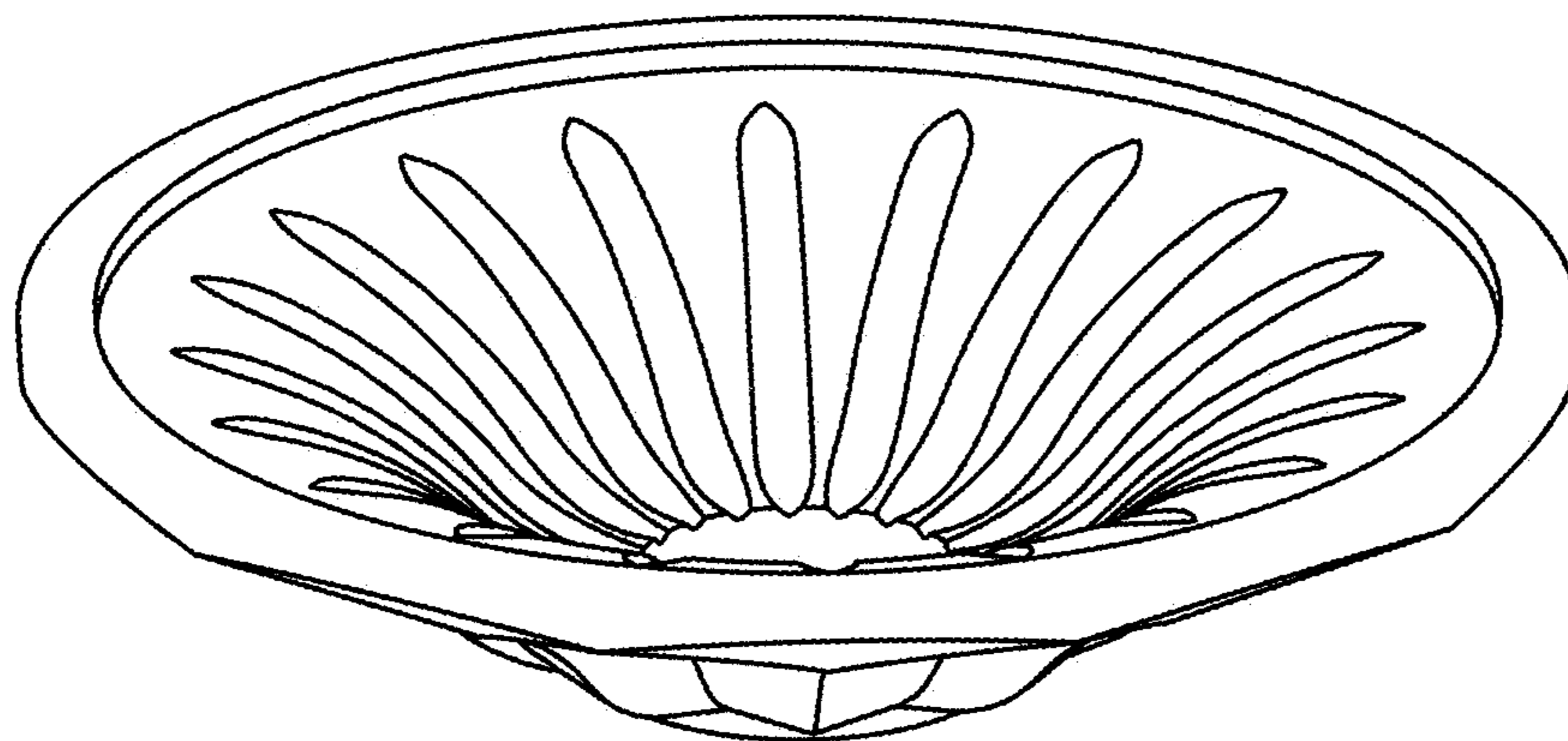


FIG. 1

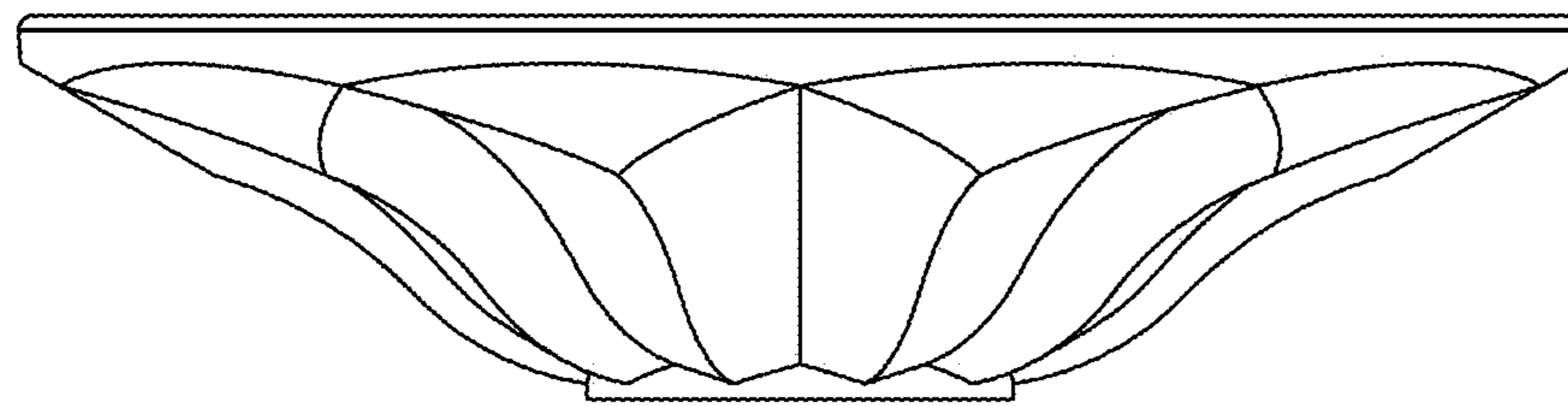


FIG. 2

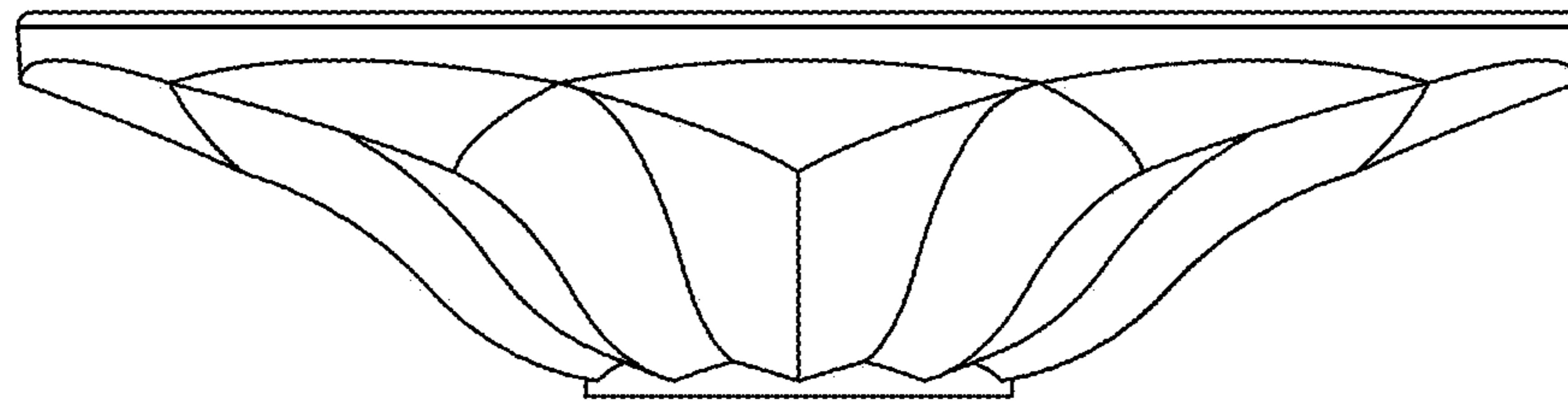


FIG. 3

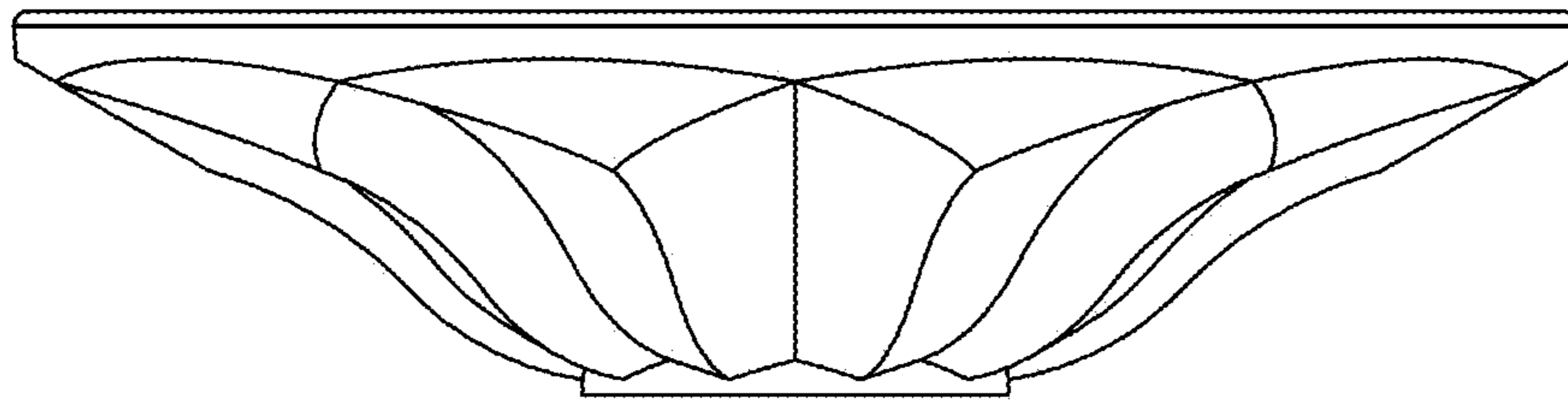


FIG. 4

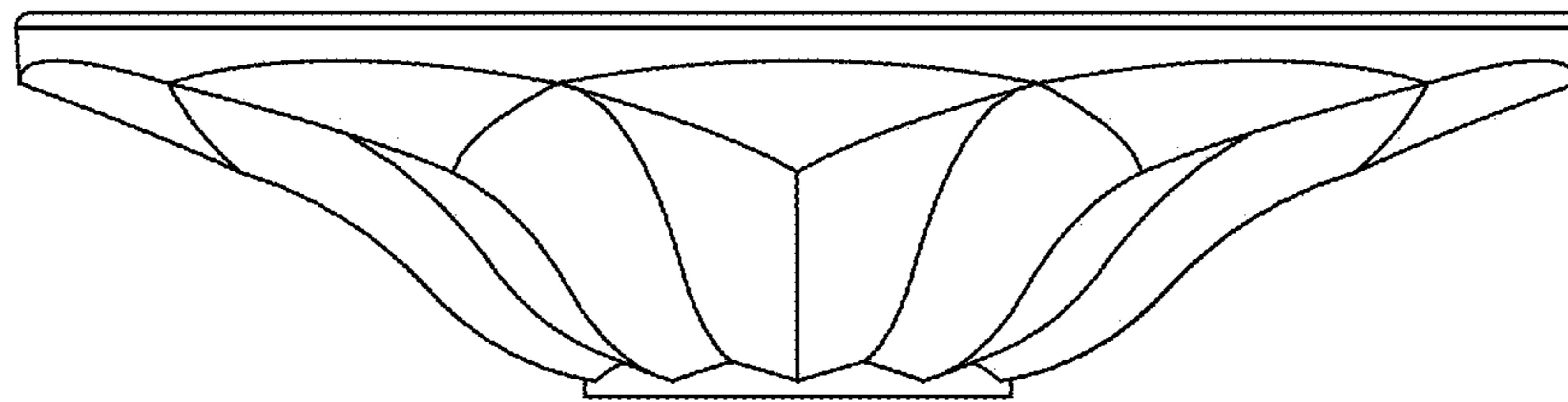


FIG. 5




FIG. 6

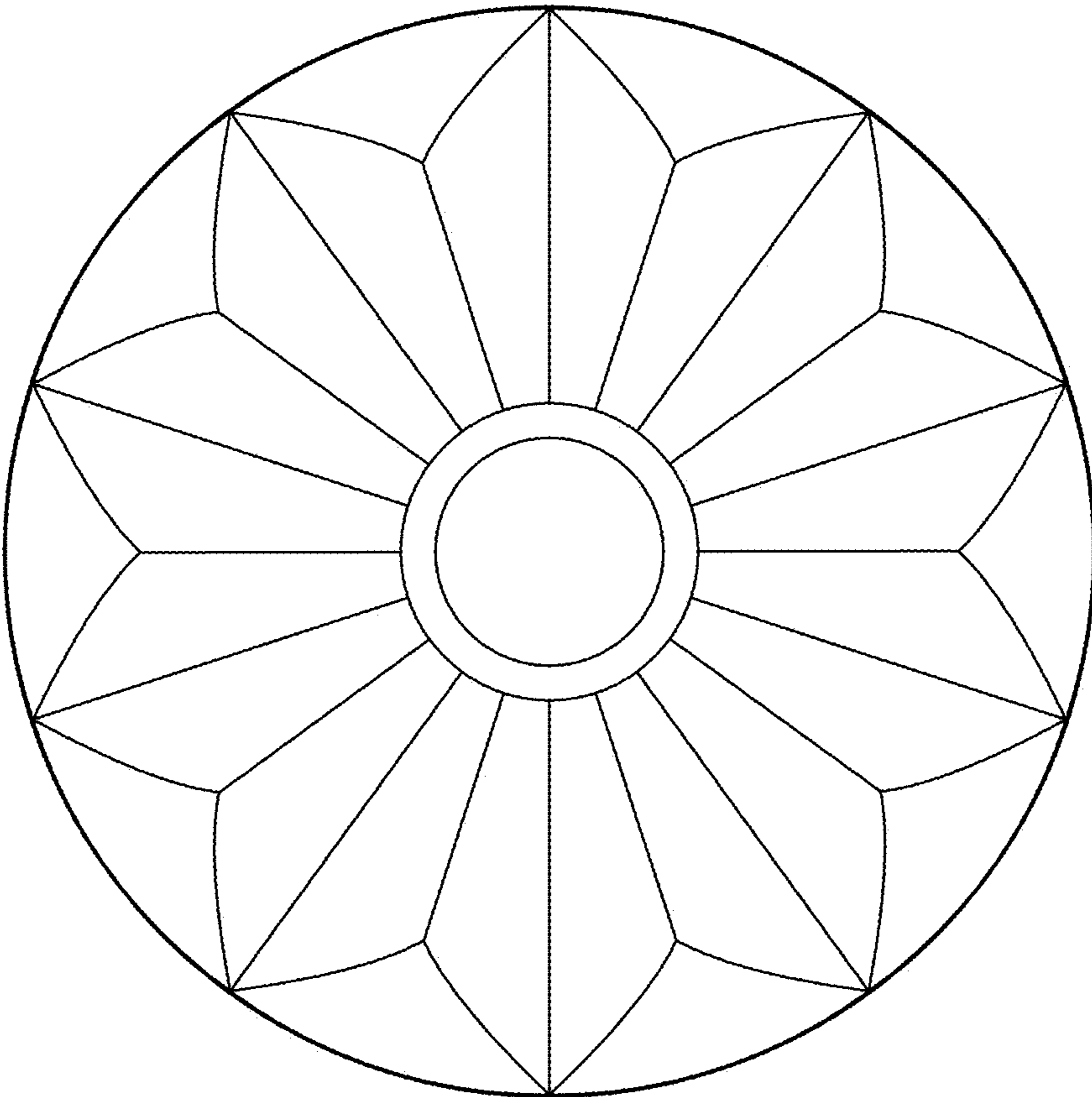


FIG. 7