

US00D752269S

(12) **United States Design Patent**  
**Paz**

(10) **Patent No.:** **US D752,269 S**  
(45) **Date of Patent:** **\*\* Mar. 22, 2016**

(54) **PATH LIGHT**

(71) Applicant: **LANDSCAPE FORMS, INC.**,  
Kalamazoo, MI (US)

(72) Inventor: **Francisco Gomez Paz**, Milan (IT)

(73) Assignee: **LANDSCAPE FORMS, INC.**,  
Kalamazoo, MI (US)

(\*\*) Term: **14 Years**

(21) Appl. No.: **29/518,735**

(22) Filed: **Feb. 26, 2015**

(51) **LOC (10) Cl.** ..... **26-05**

(52) **U.S. Cl.**  
USPC ..... **D26/68**

(58) **Field of Classification Search**  
USPC ..... D26/63, 67-70  
CPC ..... F21S 6/004; F21S 6/005; F21S 8/08;  
F21S 8/081; F21S 8/083; F21S 8/088; F21S  
9/03; F21S 9/032; F21S 9/035; F21S 9/037;  
F21W 2131/109; F21W 2111/023; F21V  
21/0824

See application file for complete search history.

(56) **References Cited**

**U.S. PATENT DOCUMENTS**

D60,453 S \* 2/1922 Gosling ..... D26/67  
D504,536 S \* 4/2005 Emory ..... D26/67

D553,779 S \* 10/2007 Butler ..... D26/67  
D591,886 S \* 5/2009 Tortel ..... D26/67  
D591,887 S \* 5/2009 Tortel ..... D26/67  
D592,342 S \* 5/2009 Kinnune ..... D26/67  
D592,343 S \* 5/2009 Wilcox ..... D26/67  
D592,344 S \* 5/2009 Wilcox ..... D26/67  
D652,977 S \* 1/2012 Soto ..... D26/68  
D695,436 S \* 12/2013 Hermansen ..... D26/67  
D713,082 S \* 9/2014 Hermansen ..... D26/67  
2011/0305010 A1\* 12/2011 Leadford ..... F21S 9/035  
362/183  
2014/0321974 A1\* 10/2014 Smyth ..... F21S 9/043  
415/4.3

\* cited by examiner

*Primary Examiner* — Clare E Heflin

(74) *Attorney, Agent, or Firm* — Heslin Rothenberg Farley  
& Mesiti P.C.

(57) **CLAIM**

The ornamental design for a path light, as shown and described.

**DESCRIPTION**

FIG. 1 is a perspective view of the path light of the present invention;

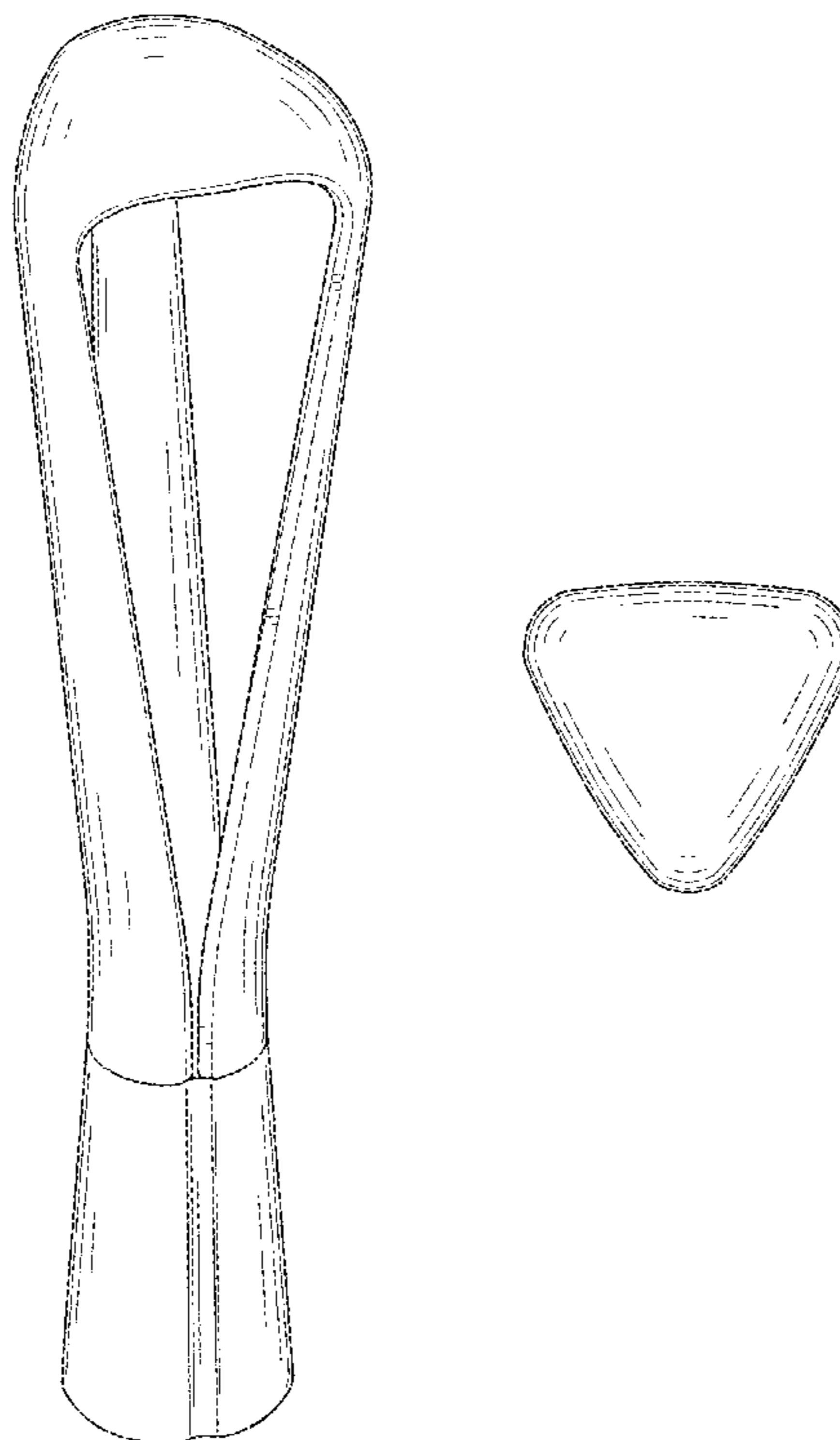
FIG. 2 is a right side elevation view thereof, the left side elevation view being a mirror image thereof;

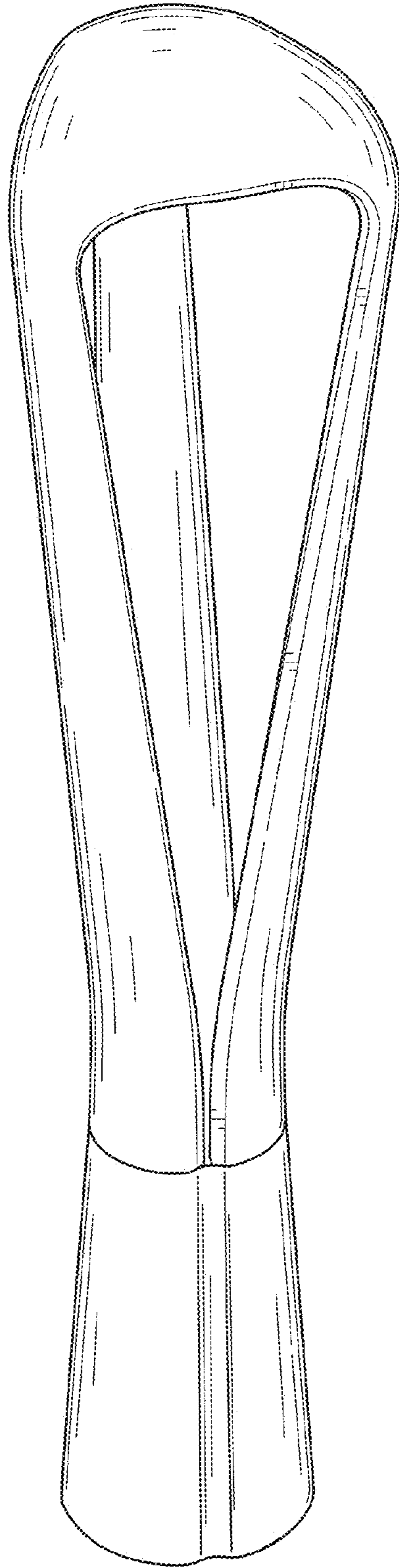
FIG. 3 is a front elevation view thereof;

FIG. 4 is a top plan view; and,

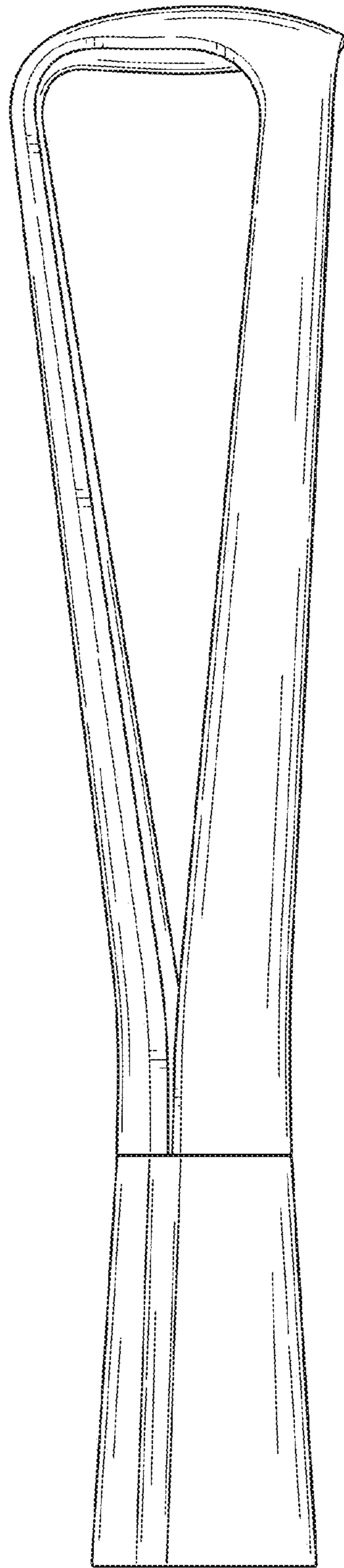
FIG. 5 is a rear elevation view thereof.

**1 Claim, 5 Drawing Sheets**

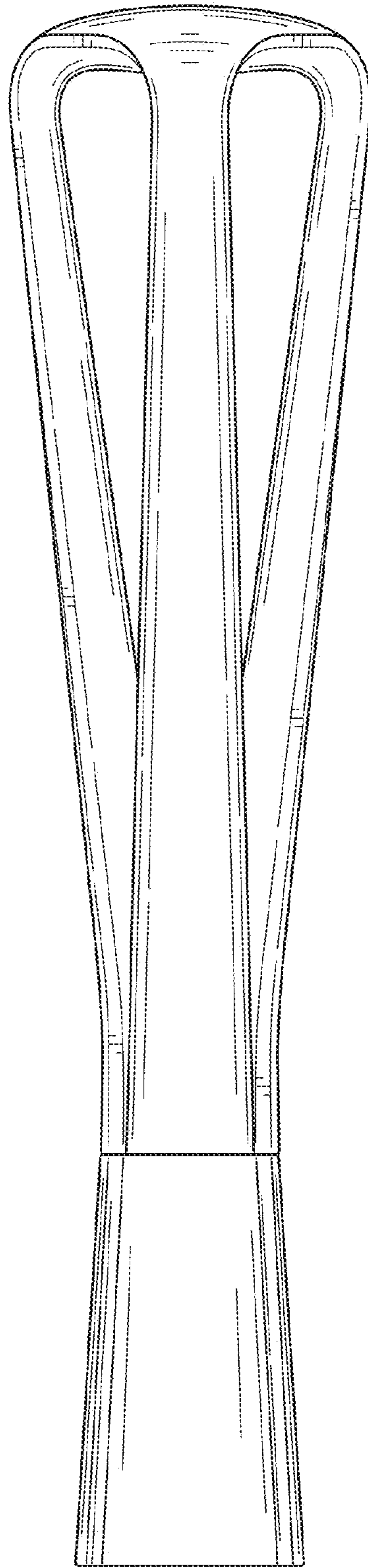




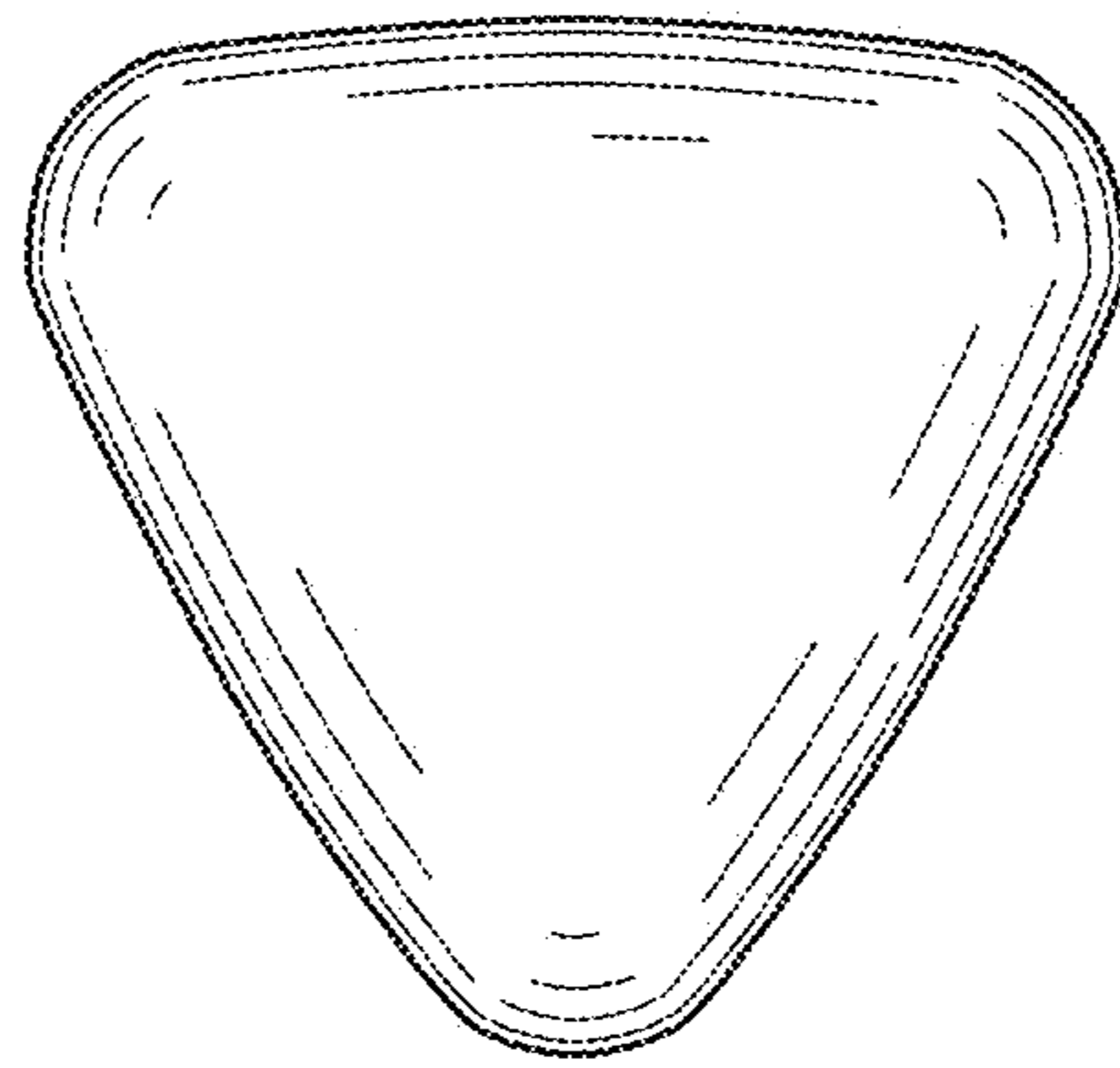
**FIG. 1**



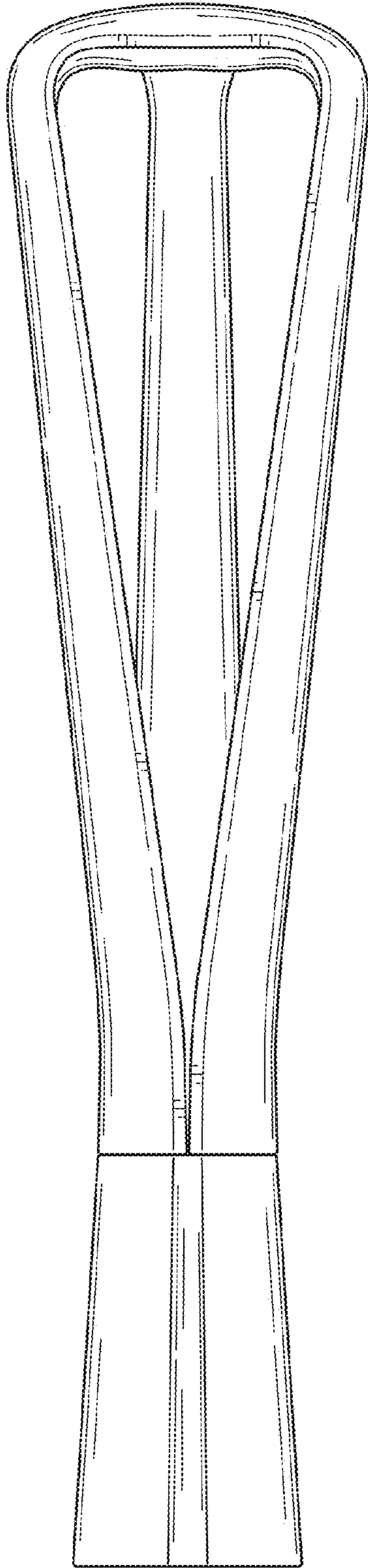
**FIG. 2**



**FIG. 3**



***FIG. 4***



**FIG. 5**