



US00D752213S

(12) **United States Design Patent**
Paul et al.

(10) **Patent No.:** **US D752,213 S**
(45) **Date of Patent:** **** Mar. 22, 2016**

(54) **FLEXIBLE TRACHEAL INTUBATION BOUGIE AND CATHETER WITH COLOR-CODED DEPTH INDICATORS**

(71) Applicant: **Lothian Health Board**, Edinburgh (GB)

(72) Inventors: **Adam M. Paul**, Edinburgh (GB);
Alistair Gibson, Edinburgh (GB);
Oliver Robinson, Edinburgh (GB)

(73) Assignee: **Lothian Health Board**, Edinburgh (GB)

(**) Term: **14 Years**

(21) Appl. No.: **29/466,973**

(22) Filed: **Sep. 13, 2013**

(51) **LOC (10) Cl.** **24-01**

(52) **U.S. Cl.**
USPC **D24/127**

(58) **Field of Classification Search**

USPC D24/112-114, 133, 186, 130, 127;
606/181, 185; 604/264, 272, 115,
604/164.01-164.09, 533, 232, 187, 168.01,
604/192, 19, 48, 93.01, 523, 524, 526;
600/101, 139, 143; 128/200.24,
128/207.14, 207.15

CPC A61B 1/00052; A61B 1/00101; A61B
1/00105; A61B 1/267; A61M 2209/082;
A61M 2205/3569; A61M 2205/3592; A61M
2205/502; A61M 16/0488

See application file for complete search history.

(56) **References Cited**

U.S. PATENT DOCUMENTS

3,508,554 A 4/1970 Sheridan

(Continued)

FOREIGN PATENT DOCUMENTS

CN 2553818 Y 6/2003

(Continued)

Primary Examiner — David Muller

Assistant Examiner — Nathan Johnston

(74) *Attorney, Agent, or Firm* — Myers Bigel & Sibley, PA

(57) **CLAIM**

The ornamental design for a flexible tracheal intubation bougie and catheter with color-coded depth indicators, as shown and described.

DESCRIPTION

The patent or application file contains at least one drawing executed in color. Copies of this patent or patent application publication with color drawings will be provided by the Office upon request and payment of the necessary fee.

FIG. 1 is a side view of a flexible tracheal intubation bougie and catheter with color-coded depth indicators according to our design;

FIG. 2 is a front elevation view thereof;

FIG. 3 is a back elevation view thereof;

FIG. 4 is a top plan view thereof;

FIG. 5 is an opposing side view of the view shown in FIG. 1;

FIG. 6 is a bottom plan view thereof;

FIG. 7 is a perspective view thereof;

FIG. 8 is an environmental side view of the flexible tracheal intubation bougie and catheter with color-coded depth indicators of our design shown in use;

FIG. 9 is a left side elevation view of second embodiment of a flexible tracheal intubation bougie and catheter with color-coded depth indicators according to our design;

FIG. 10 is a front elevation view thereof;

FIG. 11 is a back elevation view thereof;

FIG. 12 is a top plan view thereof;

FIG. 13 is a right side elevation view thereof;

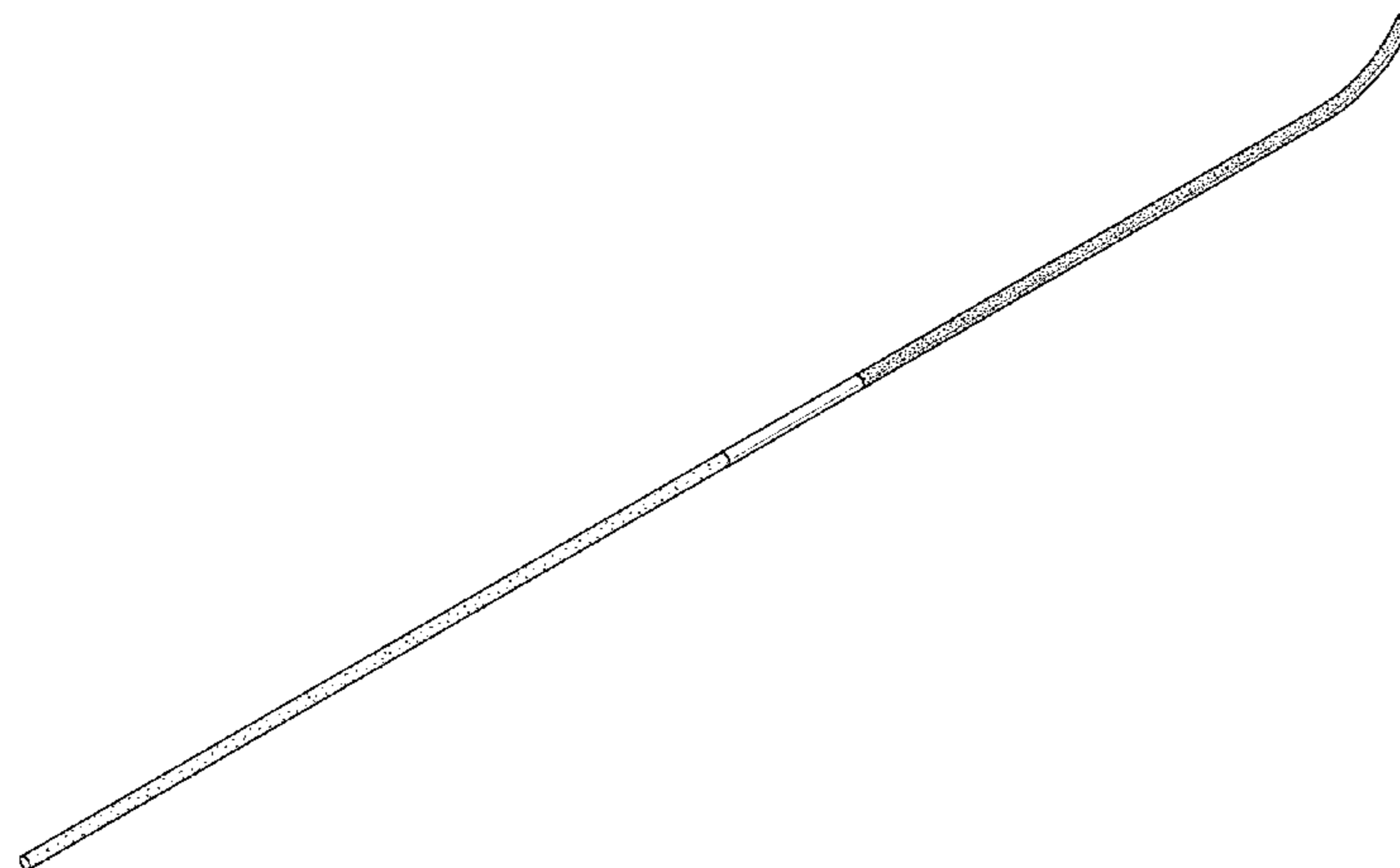
FIG. 14 is a bottom plan view thereof;

FIG. 15 is a perspective view thereof; and,

FIG. 16 is an environmental side view of the flexible tracheal intubation bougie and catheter with color-coded depth indicators of our design shown in use.

The features shown in broken lines depict environmental structure only and form no part of the claimed design. The shading and stippling patterns shown in the drawings indicate contrasting colors of the design. The contrasting colors indicated by the visually different stippling patterns may be any color that is different from an adjacent color and may be darker or lighter than adjacent colors. For FIGS. 9-16, when printed in black and white, the different segments represent red, yellow and green.

1 Claim, 16 Drawing Sheets
(8 of 16 Drawing Sheet(s) Filed in Color)



(56)

References Cited

U.S. PATENT DOCUMENTS

3,625,793 A 12/1971 Sheridan et al.
 3,725,522 A 4/1973 Sheridan et al.
 3,935,640 A 2/1976 Cohan
 4,512,765 A 4/1985 Muto
 4,567,882 A 2/1986 Heller
 4,774,943 A 10/1988 Yu
 5,333,606 A 8/1994 Schneider et al.
 5,333,607 A 8/1994 Kee et al.
 5,337,780 A 8/1994 Kee
 5,343,857 A 9/1994 Schneider et al.
 5,357,946 A 10/1994 Kee et al.
 5,423,677 A 6/1995 Brattesani
 5,445,141 A 8/1995 Kee et al.
 5,587,284 A 12/1996 Brattesani
 5,623,924 A 4/1997 Lindenman et al.
 5,628,306 A 5/1997 Kee
 5,738,091 A 4/1998 Kee et al.
 D398,989 S 9/1998 Ashlin
 5,989,230 A * 11/1999 Frassica 604/264
 6,889,693 B2 5/2005 Hipolito et al.
 D625,813 S * 10/2010 Dapri et al. D24/143
 D629,515 S 12/2010 Laurence
 D641,874 S * 7/2011 Solingen et al. D24/143
 D642,262 S * 7/2011 Wagner D24/133
 D650,076 S * 12/2011 Dapri et al. D24/133
 D652,141 S * 1/2012 Wagner D24/133
 D655,414 S * 3/2012 Cuschieri et al. D24/133
 D666,712 S 9/2012 Laurence
 D669,983 S * 10/2012 Dapri et al. D24/133

2006/0174893 A1 8/2006 Kanowitz
 2007/0239119 A1 * 10/2007 Lipov 604/272
 2008/0214992 A1 * 9/2008 Haarala et al. 604/44
 2008/0230070 A1 9/2008 Gregorian
 2009/0112050 A1 * 4/2009 Farnan et al. 600/16
 2010/0307489 A1 12/2010 Harms et al.
 2011/0017217 A1 1/2011 Wood et al.
 2011/0284008 A1 11/2011 Kanowitz
 2012/0109079 A1 * 5/2012 Asleson et al. 604/272
 2013/0158488 A1 * 6/2013 Weaver et al. 604/264

FOREIGN PATENT DOCUMENTS

CN 2647340 Y 10/2004
 CN 101411911 A 4/2009
 CN 201304164 Y 9/2009
 CN 201537300 U 8/2010
 CN 101991896 A 3/2011
 CN 201759904 U 3/2011
 CN 201799006 U 4/2011
 CN 201862112 U 6/2011
 CN 201978295 U 9/2011
 CN 202069975 U 12/2011
 CN 202263273 U 6/2012
 CN 202387085 U 8/2012
 DE 2065390 6/1973
 GB 1318278 5/1973
 GB 2 456 815 A 7/2009
 JP 2004-008817 A 1/2004
 WO WO 2007/093786 A1 8/2007
 WO WO 2011/020985 A1 2/2011

* cited by examiner

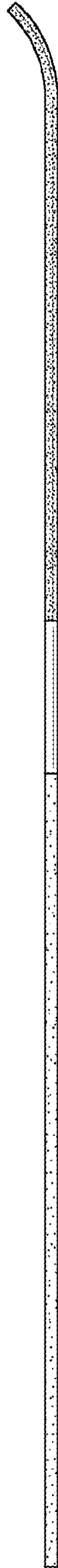


FIG. 1




FIG. 2



FIG. 3



FIG. 4

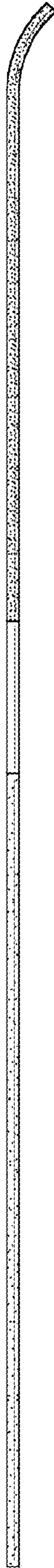


FIG. 5



FIG. 6

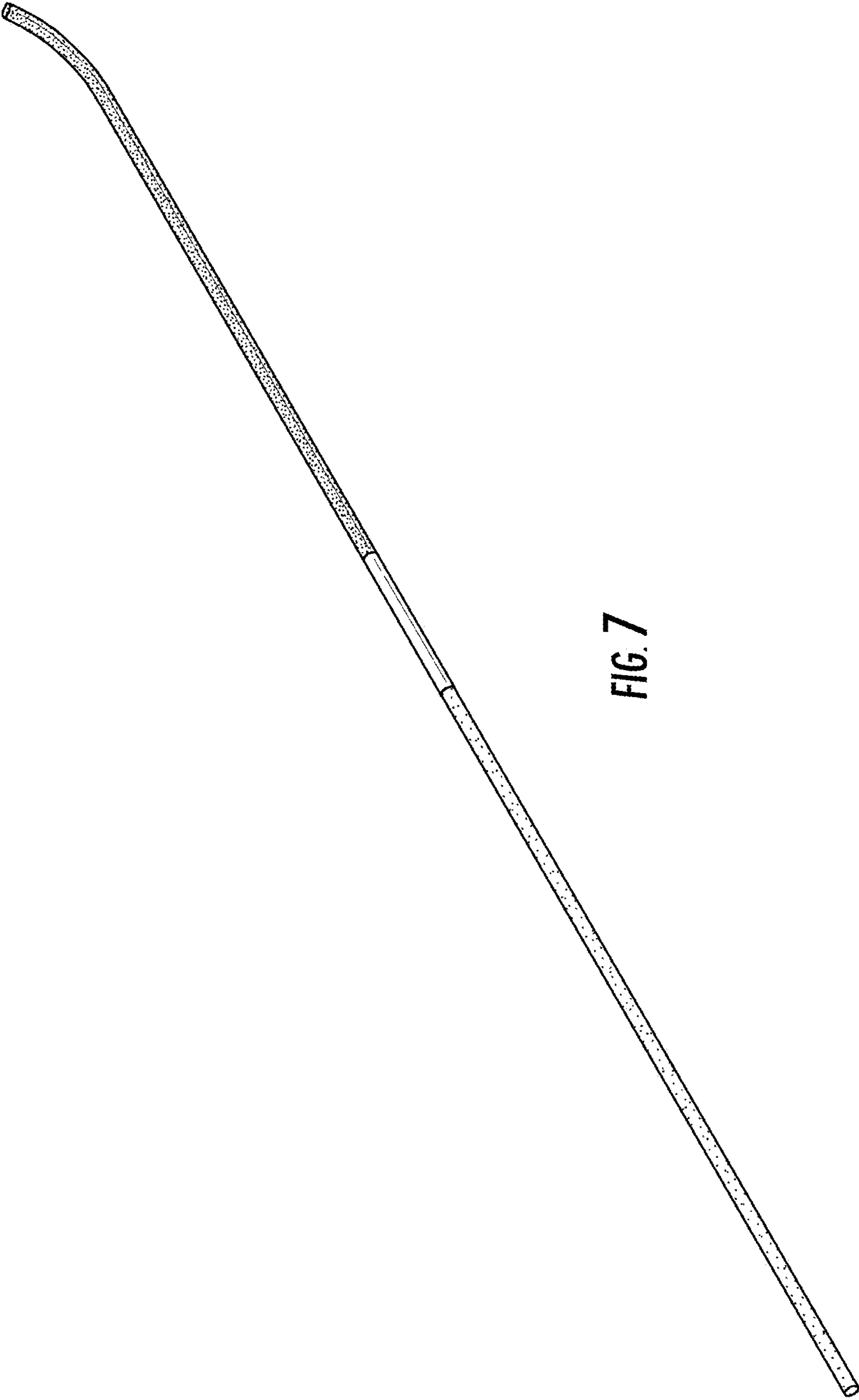


FIG. 7

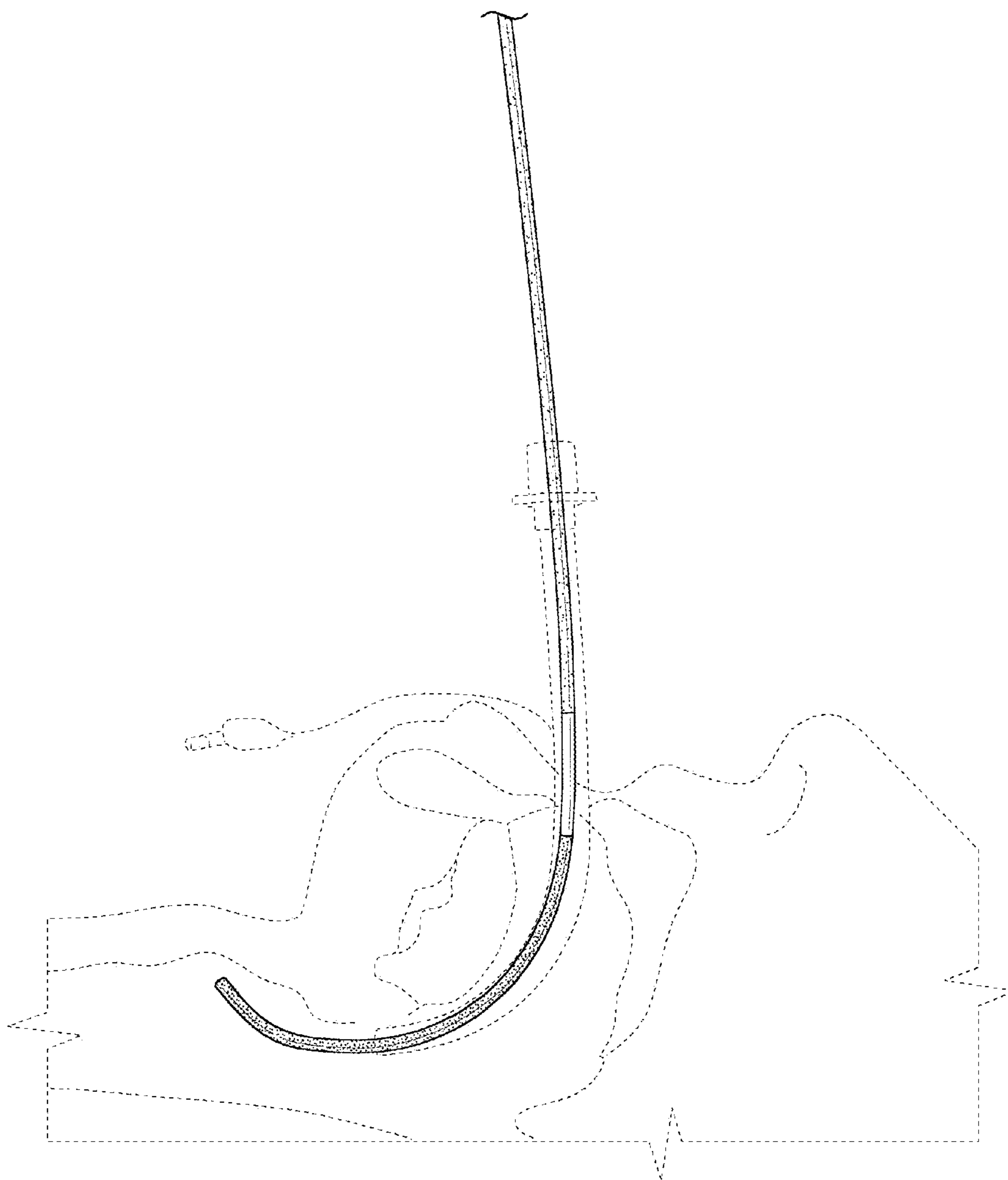


FIG. 8




FIG. 9




FIG. 10




FIG. 11



FIG. 12

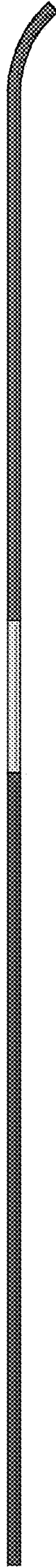


FIG. 13



FIG. 14




FIG. 15

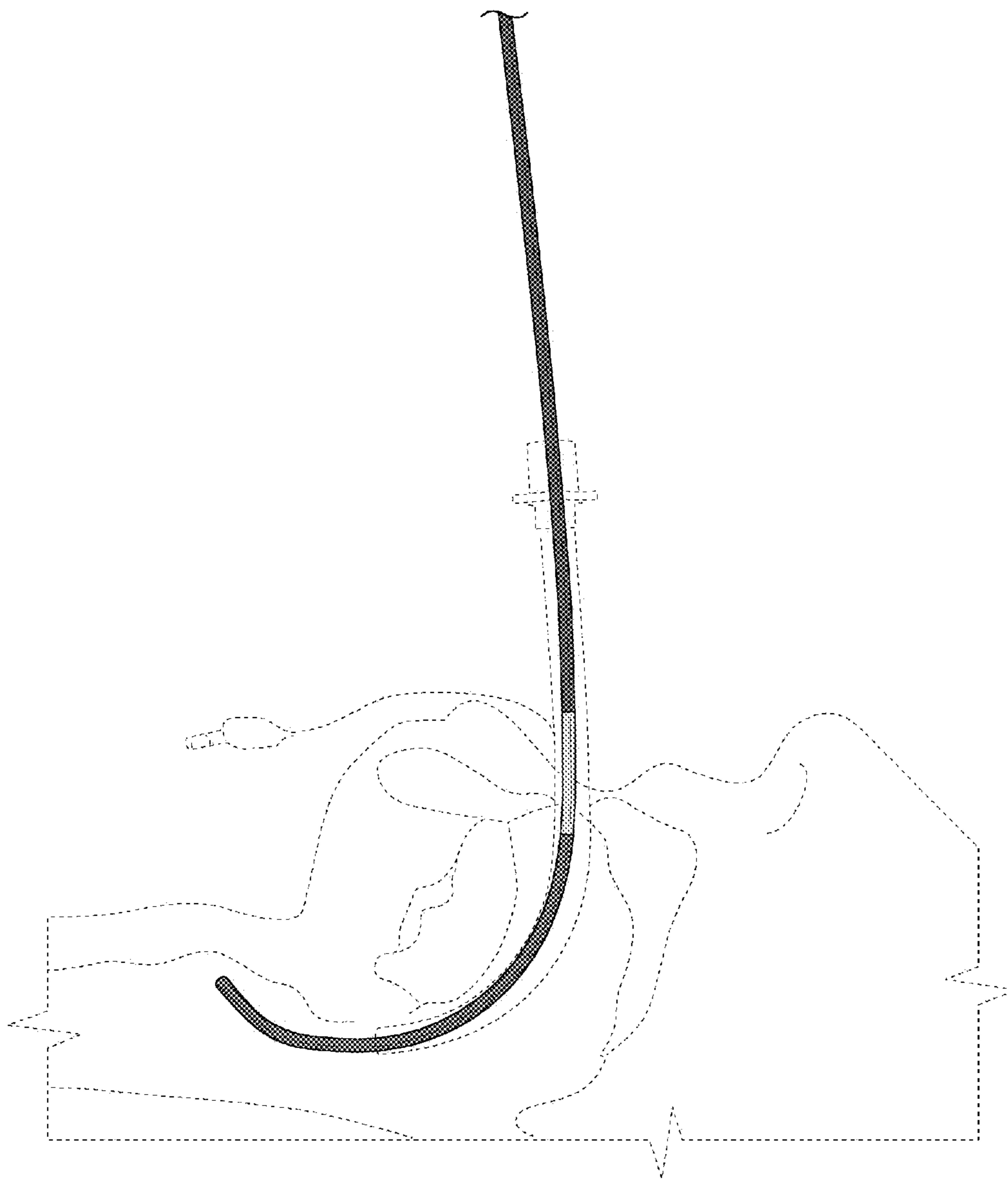


FIG. 16