



US00D752197S

(12) **United States Design Patent**  
**Stroikov**

(10) **Patent No.:** **US D752,197 S**  
(45) **Date of Patent:** **\*\* Mar. 22, 2016**

(54) **AIR FRESHENER**

(71) Applicant: **Mikhail Stroikov**, Ryazan (RU)

(72) Inventor: **Mikhail Stroikov**, Ryazan (RU)

(\*\*) Term: **15 Years**

(21) Appl. No.: **29/526,935**

(22) Filed: **May 14, 2015**

(30) **Foreign Application Priority Data**

Nov. 14, 2014 (EM) ..... 002578351

(51) **LOC (10) Cl.** ..... **28-99**

(52) **U.S. Cl.**

USPC ..... **D23/366**

(58) **Field of Classification Search**

USPC ..... D23/355-369; D28/5, 6; 261/DIG. 17,  
261/DIG. 42, DIG. 47, DIG. 55, DIG. 65,  
261/DIG. 70, DIG. 88, DIG. 89; 392/386,  
392/394, 395; 239/34, 44, 53  
CPC ..... A61L 9/02; A61L 9/037; A61L 9/03;  
A61L 9/04; A61L 9/12; A61L 9/127; A61L  
9/22

See application file for complete search history.

(56) **References Cited**

**U.S. PATENT DOCUMENTS**

2,283,024 A \* 5/1942 Wolfert ..... F25B 31/023  
417/371  
2,734,769 A \* 2/1956 Holz ..... A01M 1/2055  
239/57  
3,065,915 A \* 11/1962 Samann ..... A01M 1/2055  
116/321  
4,860,953 A \* 8/1989 Hsien ..... A61L 9/12

239/211  
D349,569 S \* 8/1994 El-Assir ..... D23/366  
D359,347 S \* 6/1995 El-Assir ..... D23/366  
D365,391 S \* 12/1995 King ..... D20/10  
D372,306 S \* 7/1996 Smith ..... D23/366  
5,544,812 A \* 8/1996 Torres ..... A61L 9/12  
239/211  
D385,345 S \* 10/1997 El-Assir ..... D23/366  
D437,404 S \* 2/2001 Wu ..... D23/367  
D578,199 S \* 10/2008 Fabrega ..... D23/366  
D583,456 S 12/2008 Hennessy  
D587,795 S 3/2009 Hennessy  
D616,974 S 6/2010 Hakim  
D665,487 S \* 8/2012 Warzocha ..... D23/367  
D688,782 S 8/2013 Elhalwani  
D699,335 S \* 2/2014 Berton ..... D23/367  
D705,413 S 5/2014 Marchetti et al.  
2008/0179424 A1 \* 7/2008 Cheung ..... A61L 9/03  
239/60

\* cited by examiner

*Primary Examiner* — Sandra Snapp

(74) *Attorney, Agent, or Firm* — Smartpat PLC

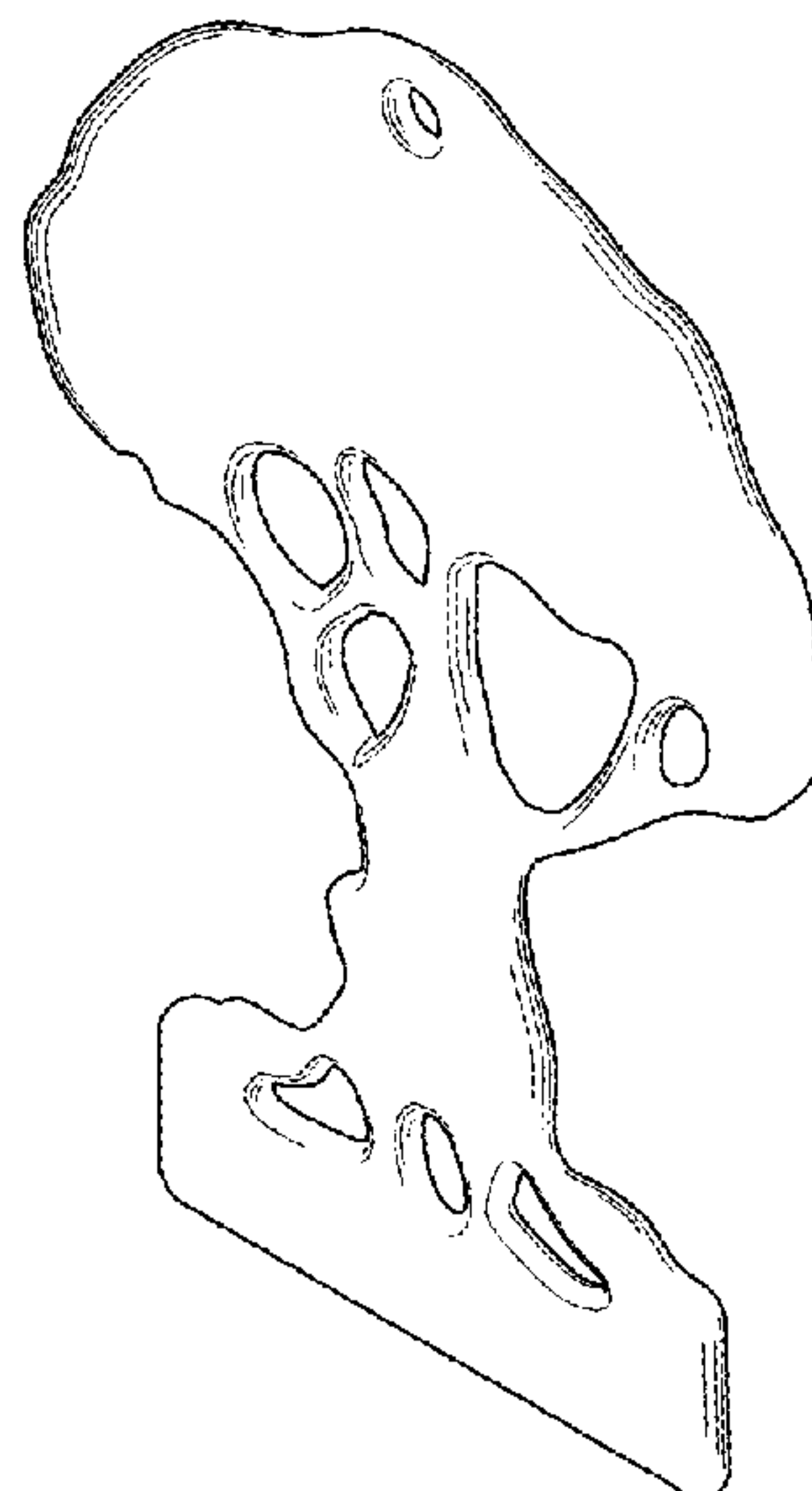
(57) **CLAIM**

I claim the ornamental design for an air freshener, as shown and described.

**DESCRIPTION**

FIG. 1 is a top, front, left side perspective view of an air freshener showing my new design;  
FIG. 2 is a front view thereof, the rear view being a mirror image of the front view;  
FIG. 3 is a right side view thereof;  
FIG. 4 is a left side view thereof;  
FIG. 5 is a top view thereof; and,  
FIG. 6 is a bottom view thereof.

**1 Claim, 2 Drawing Sheets**



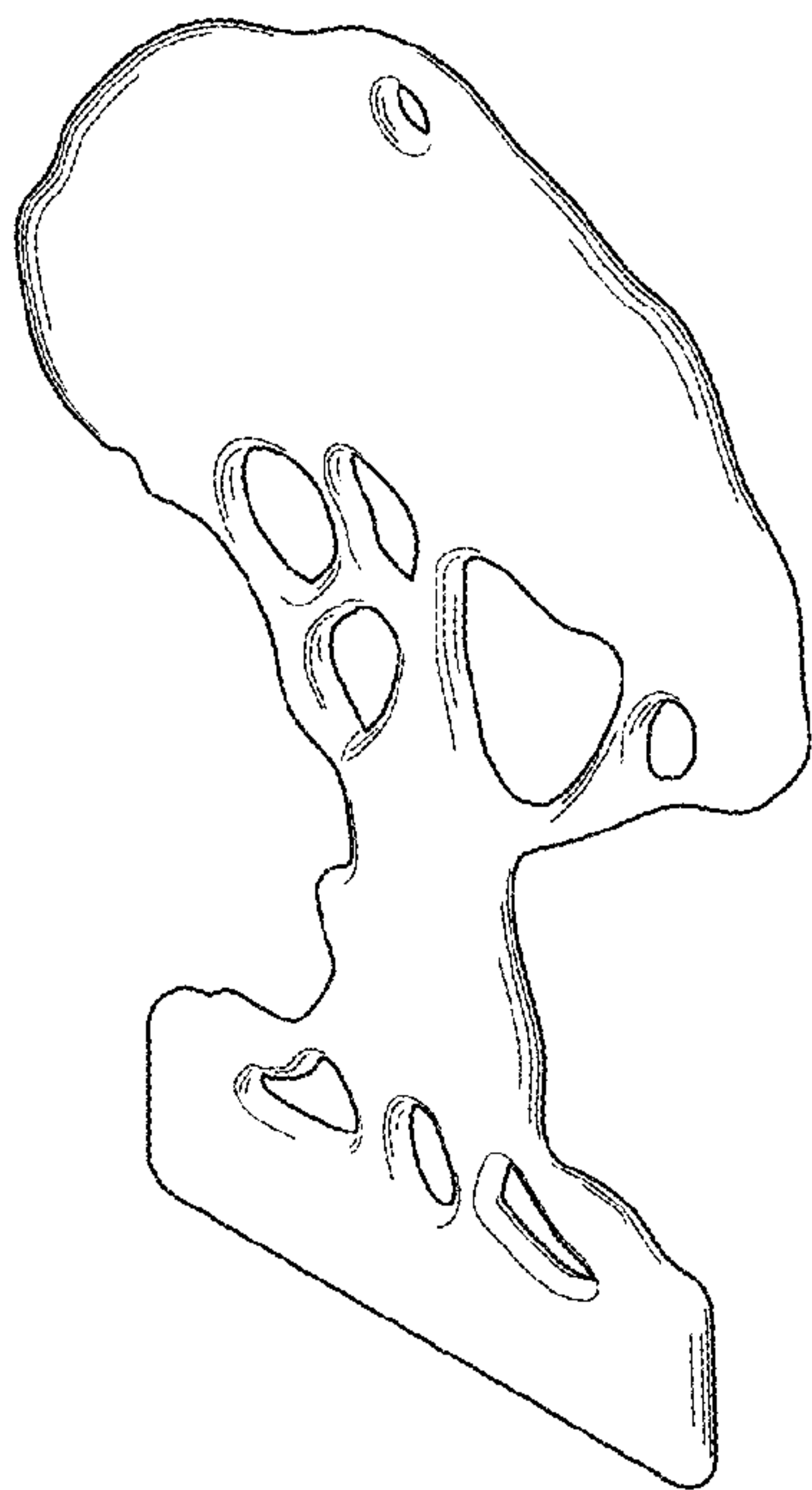


FIG. 1

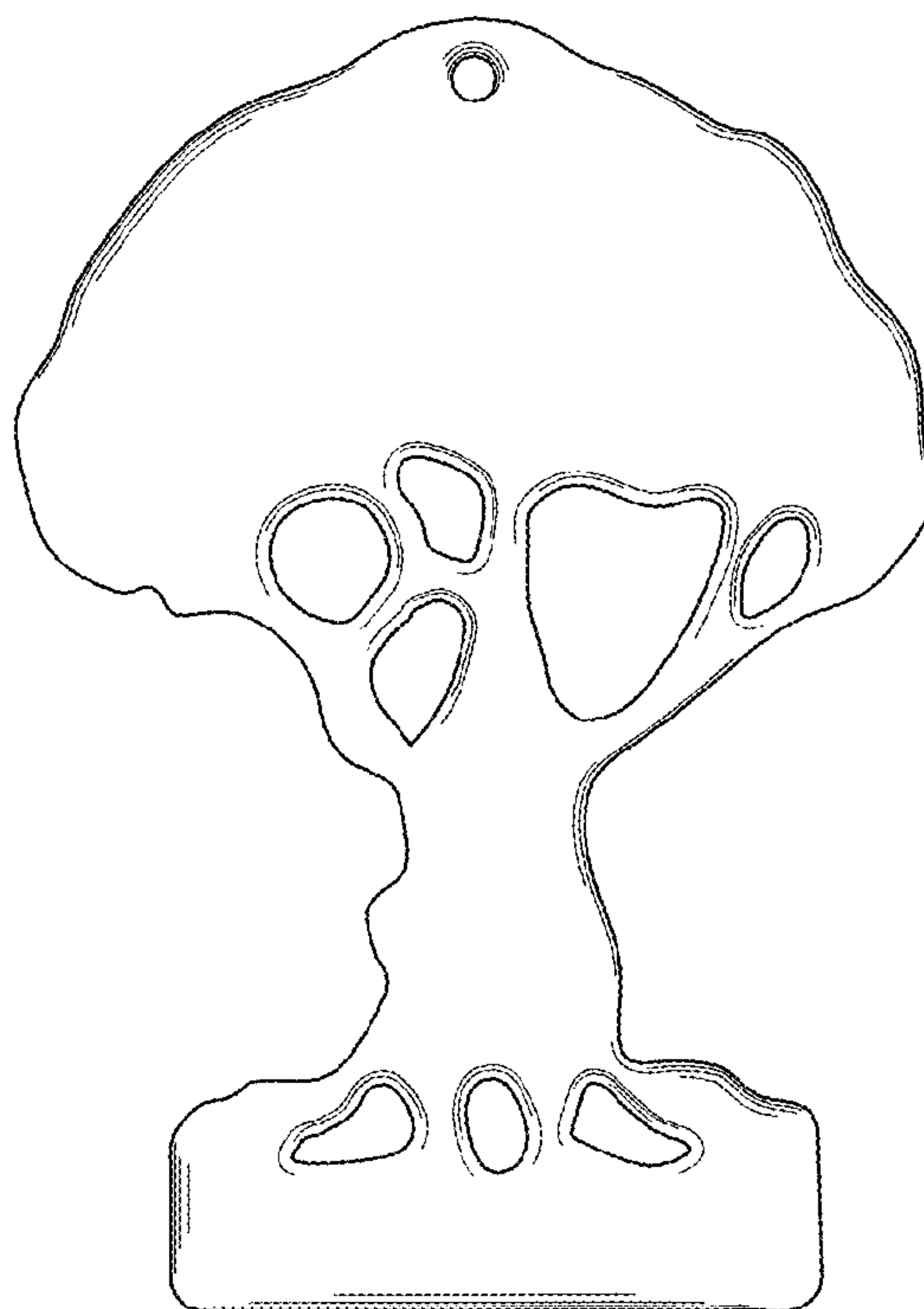


FIG. 2



FIG. 3



FIG. 4




FIG. 5




FIG. 6