



US00D752194S

(12) **United States Design Patent**  
**Shapiro**

(10) **Patent No.:** **US D752,194 S**  
(45) **Date of Patent:** **\*\* Mar. 22, 2016**

(54) **BODY FOR A PORTABLE HEATER**

(71) Applicant: **Lasko Holdings, Inc.**, Wilmington, DE  
(US)

(72) Inventor: **Barry Shapiro**, Doylestown, PA (US)

(73) Assignee: **Lasko Holdings, Inc.**, Wilmington, DE  
(US)

(\*\*) Term: **14 Years**

(21) Appl. No.: **29/513,658**

(22) Filed: **Jan. 5, 2015**

(51) **LOC (10) Cl.** ..... **23-03**

(52) **U.S. Cl.**  
USPC ..... **D23/332**

(58) **Field of Classification Search**  
USPC ..... D23/332, 314, 335-350, 378, 370, 381,  
D23/354, 351, 386, 333, 328, 353, 361, 385,  
D23/417, 357  
CPC ..... F24H 3/00; F24H 3/0411; F24H 3/0417;  
F04D 17/04; F04D 25/08; F04D 25/10  
See application file for complete search history.

(56) **References Cited**

**U.S. PATENT DOCUMENTS**

D580,030 S \* 11/2008 Shapiro ..... D23/332  
D594,947 S \* 6/2009 Lewis ..... D23/314  
D604,819 S \* 11/2009 Krapfl ..... D23/317  
D633,609 S \* 3/2011 Shapiro ..... D23/314

D633,993 S \* 3/2011 Lewis ..... D23/314  
D634,411 S \* 3/2011 Shapiro ..... D23/314  
D634,834 S \* 3/2011 Shapiro ..... D23/314  
D651,706 S \* 1/2012 Sidell ..... D23/314  
D685,077 S \* 6/2013 Lewis ..... D23/378  
D693,448 S \* 11/2013 Shapiro ..... D23/332  
D715,908 S \* 10/2014 Shapiro ..... D23/332  
D736,362 S \* 8/2015 Shapiro ..... D23/332  
D739,511 S \* 9/2015 Shapiro ..... D23/332

\* cited by examiner

*Primary Examiner* — T. Chase Nelson

*Assistant Examiner* — Ania Aman

(74) *Attorney, Agent, or Firm* — Lange IP Law

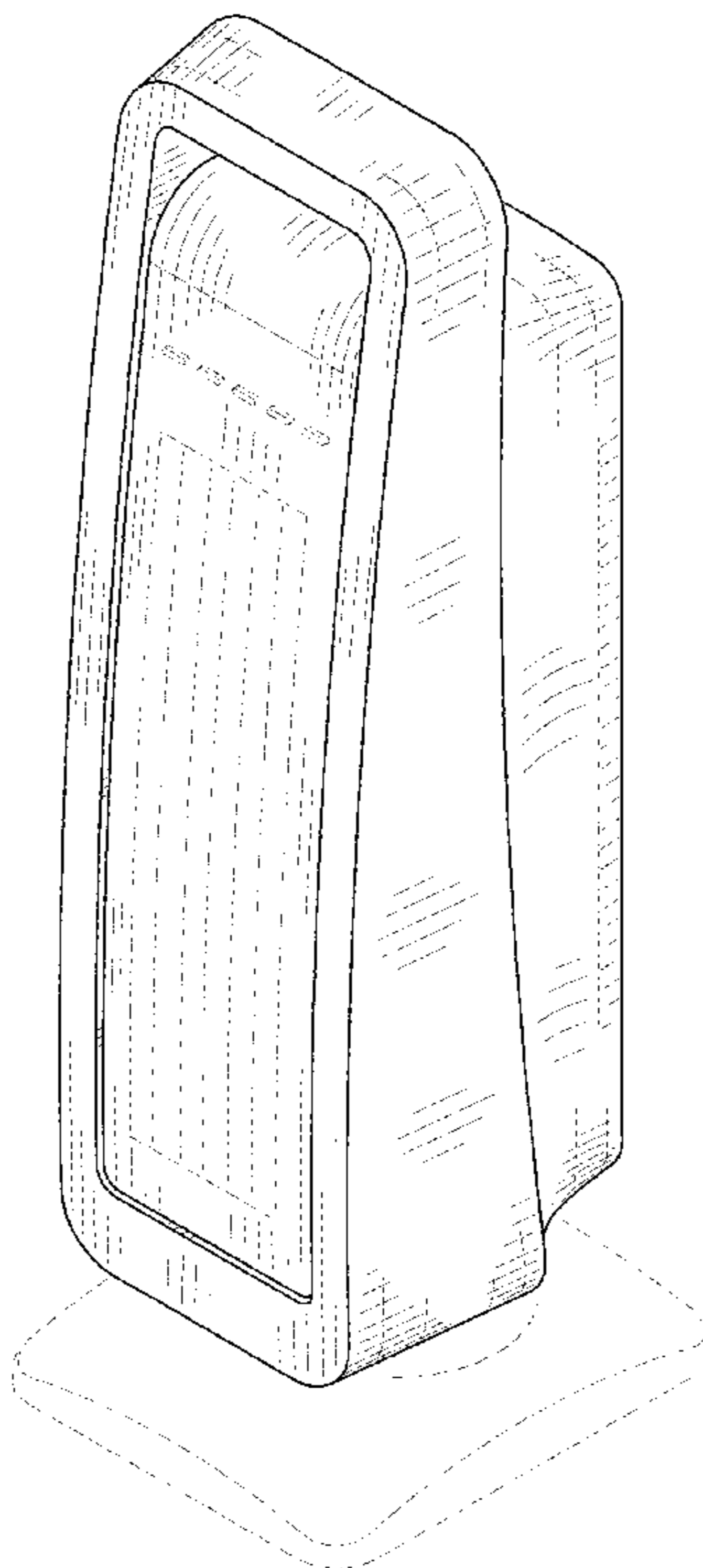
(57) **CLAIM**

The ornamental design for a body for a portable heater, as shown and described.

**DESCRIPTION**

FIG. 1 is a right side front perspective view of a body for a portable heater showing my new design;  
FIG. 2 is a left side rear perspective view thereof;  
FIG. 3 is a front elevation view thereof;  
FIG. 4 is a right side elevation view thereof;  
FIG. 5 is a left side elevation view thereof;  
FIG. 6 is a rear elevation view thereof; and,  
FIG. 7 is an enlarged top plan view thereof.  
The broken line showing of a front grill, a rear grill, top front control buttons, and a base are included for the purpose of illustrating environmental structure and form no part of the claimed design.

**1 Claim, 7 Drawing Sheets**



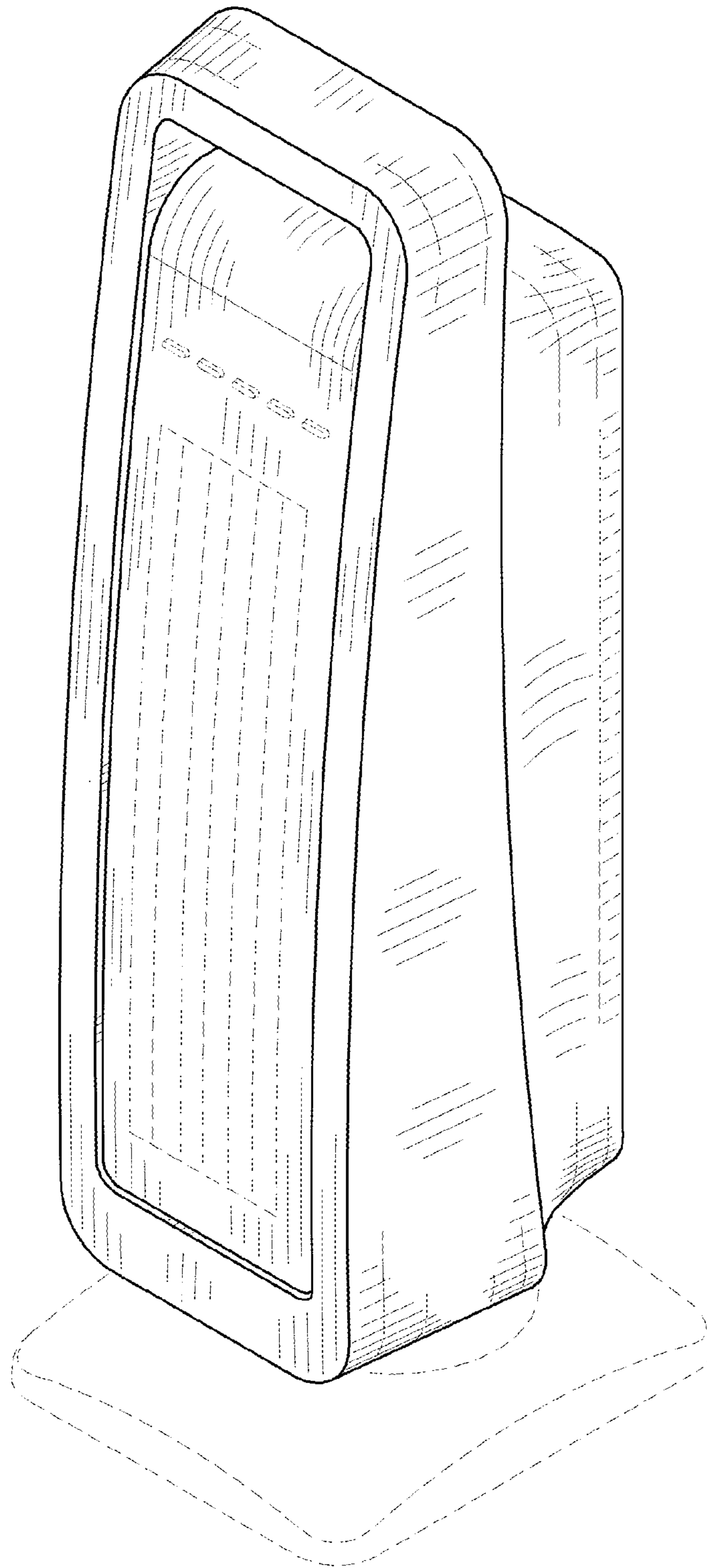
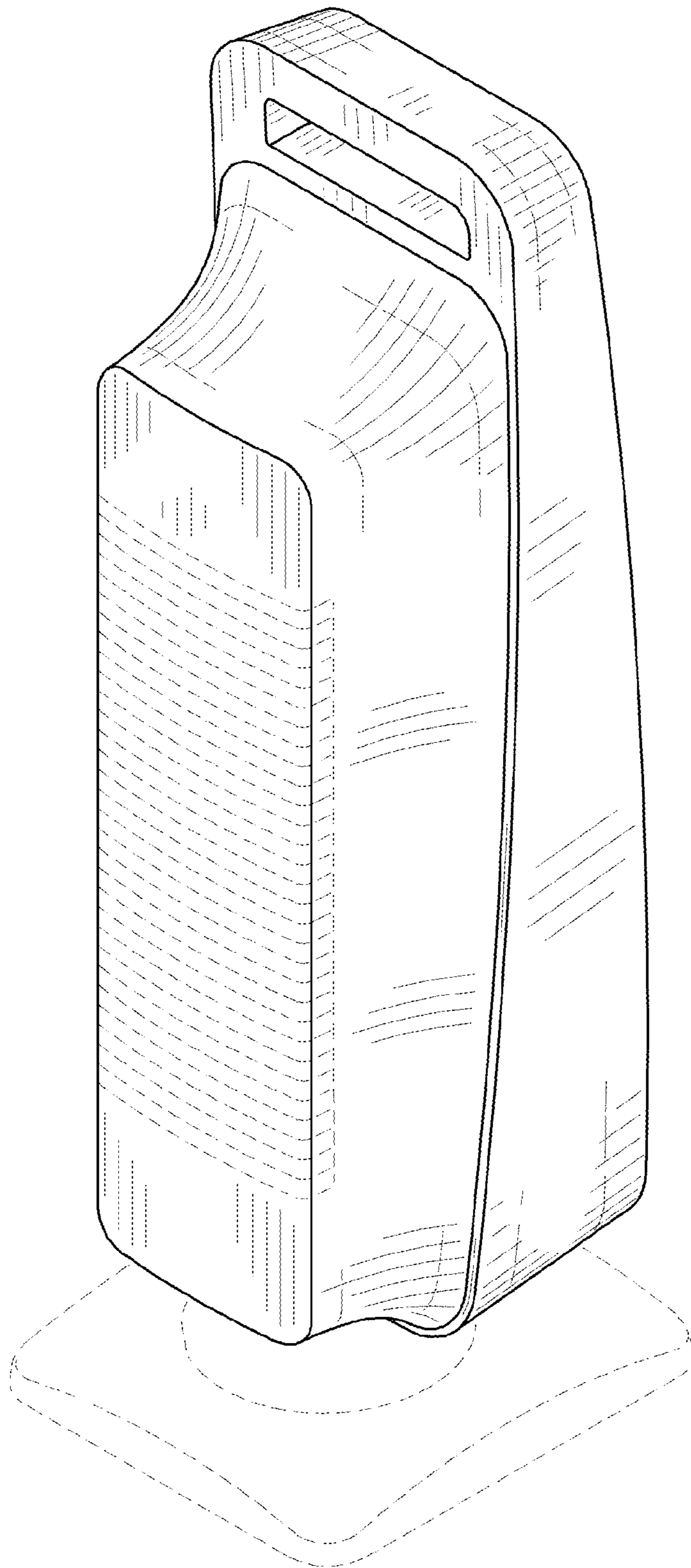


FIG. 1



**FIG. 2**

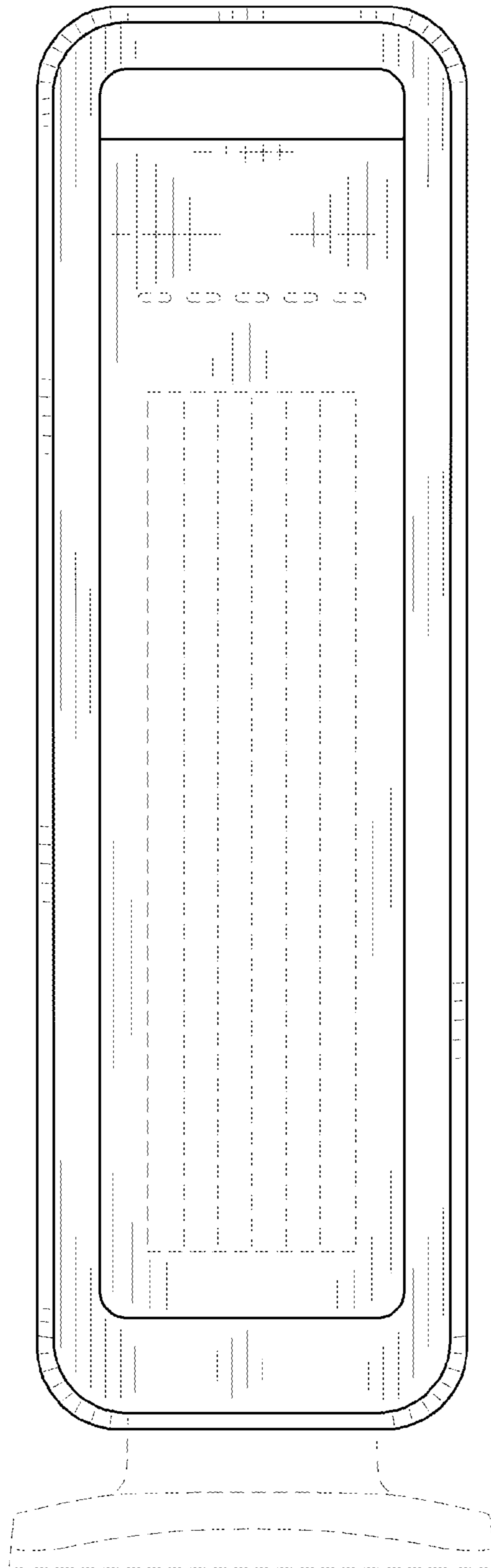


FIG. 3




FIG. 4




FIG. 5

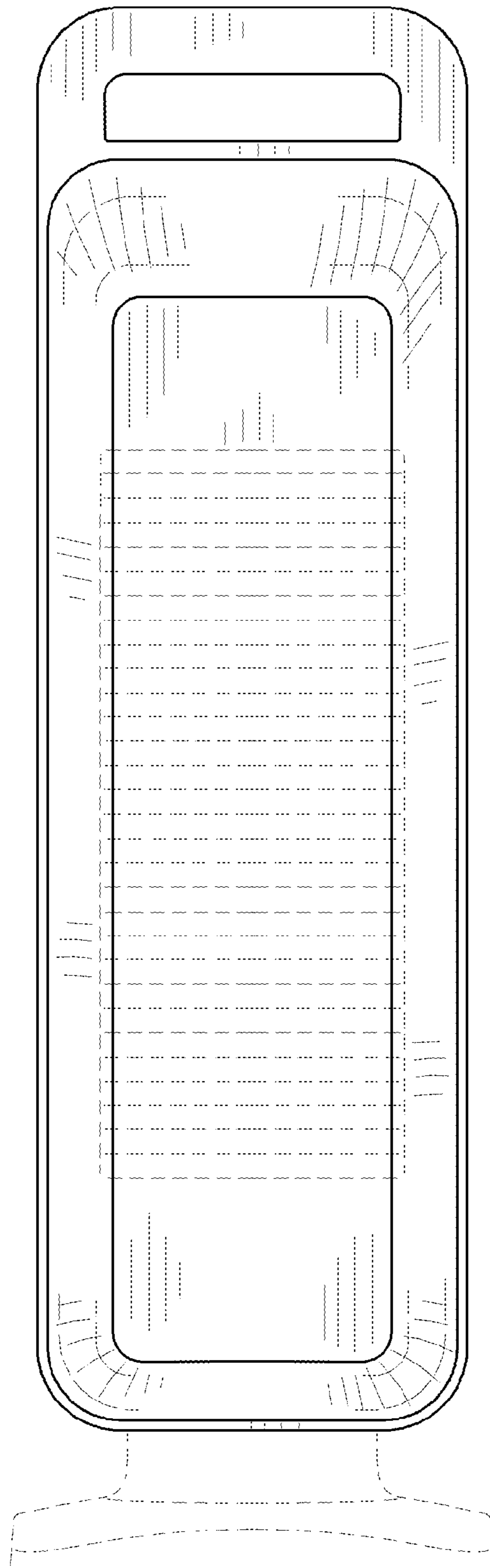


FIG. 6

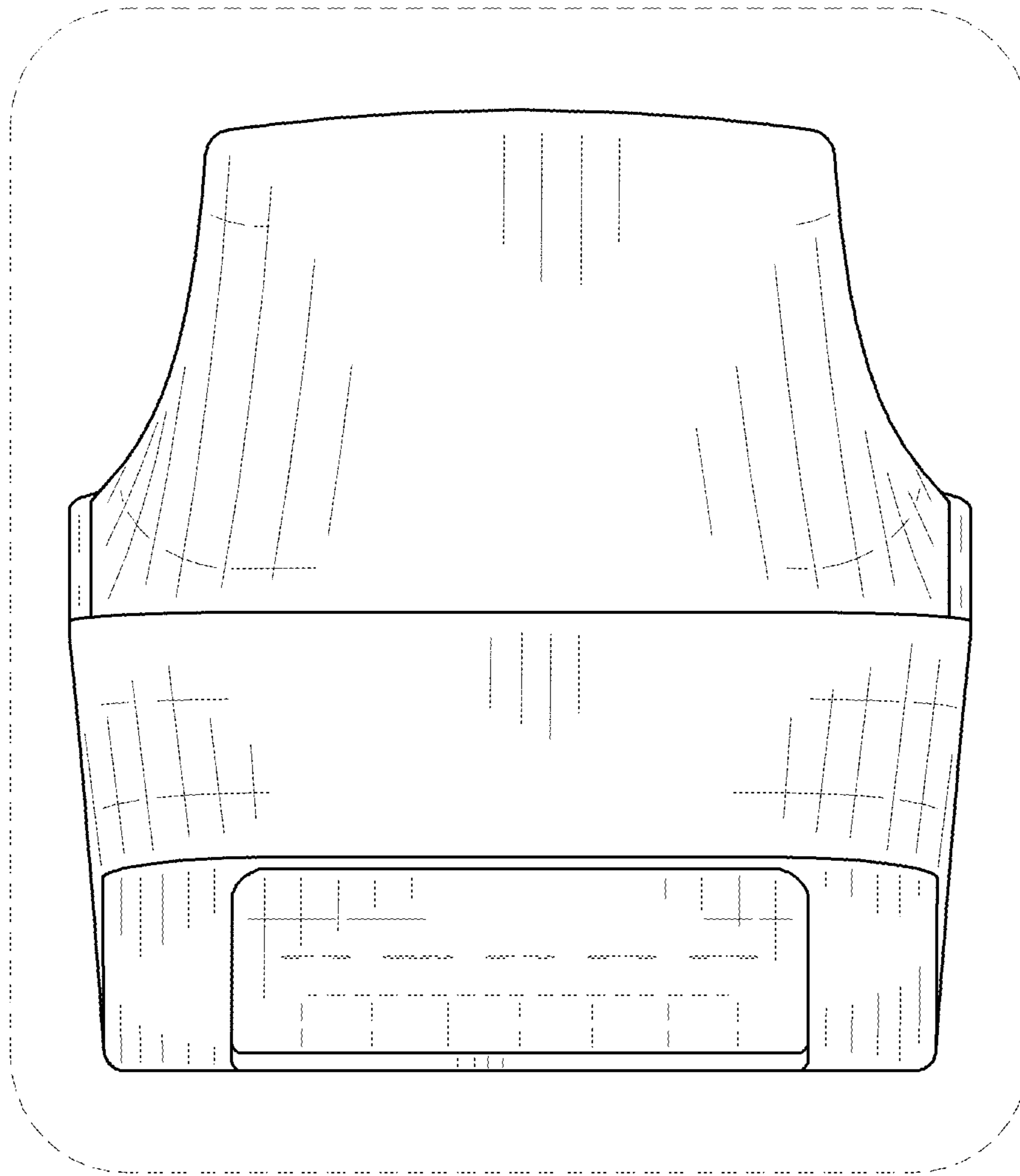


FIG. 7