



US00D752189S

(12) **United States Design Patent**
Georgeson

(10) **Patent No.:** **US D752,189 S**
(45) **Date of Patent:** **** Mar. 22, 2016**

- (54) **BATH SPOUT**
- (71) Applicant: **Kohler Co.**, Kohler, WI (US)
- (72) Inventor: **Paul B. Georgeson**, Milwaukee, WI (US)
- (73) Assignee: **KOHLER CO.**, Kohler, WI (US)
- (**) Term: **14 Years**
- (21) Appl. No.: **29/524,408**
- (22) Filed: **Apr. 20, 2015**

- D536,561 S 2/2007 Berberet
- D566,818 S 4/2008 Kohler et al.
- D569,486 S 5/2008 Fritz et al.
- D572,799 S 7/2008 Kohler et al.
- D603,023 S 10/2009 Tippens et al.
- D612,016 S 3/2010 Williams
- D636,461 S 4/2011 Romero
- D644,304 S 8/2011 Slothower et al.
- D649,224 S 11/2011 McKeone
- D661,782 S 6/2012 Slothower et al.
- D680,626 S 4/2013 Kwok
- D682,396 S 5/2013 Romero
- D682,991 S 5/2013 Liao
- D697,178 S 1/2014 Georgeson et al.
- D713,942 S 9/2014 Potter et al.

* cited by examiner

Related U.S. Application Data

- (62) Division of application No. 29/494,785, filed on Jun. 24, 2014.
- (51) **LOC (10) Cl.** **23-01**
- (52) **U.S. Cl.**
USPC **D23/257**
- (58) **Field of Classification Search**
USPC D23/238-243, 249, 255, 257
CPC E03C 1/04; E03C 1/0401; E03C 1/0402;
E03C 1/0404
See application file for complete search history.

Primary Examiner — Robert Delehanty

(74) *Attorney, Agent, or Firm* — Foley & Lardner LLP

(57) **CLAIM**

I claim the ornamental design for a bath spout, as shown and described.

DESCRIPTION

FIG. 1 is a top, front, right, perspective view of an embodiment of the claimed design;
 FIG. 2 is a front elevation view thereof;
 FIG. 3 is a rear elevation view thereof;
 FIG. 4 is a right elevation view thereof;
 FIG. 5 is a left elevation view thereof;
 FIG. 6 is a top plan view thereof; and,
 FIG. 7 is a bottom plan view thereof.

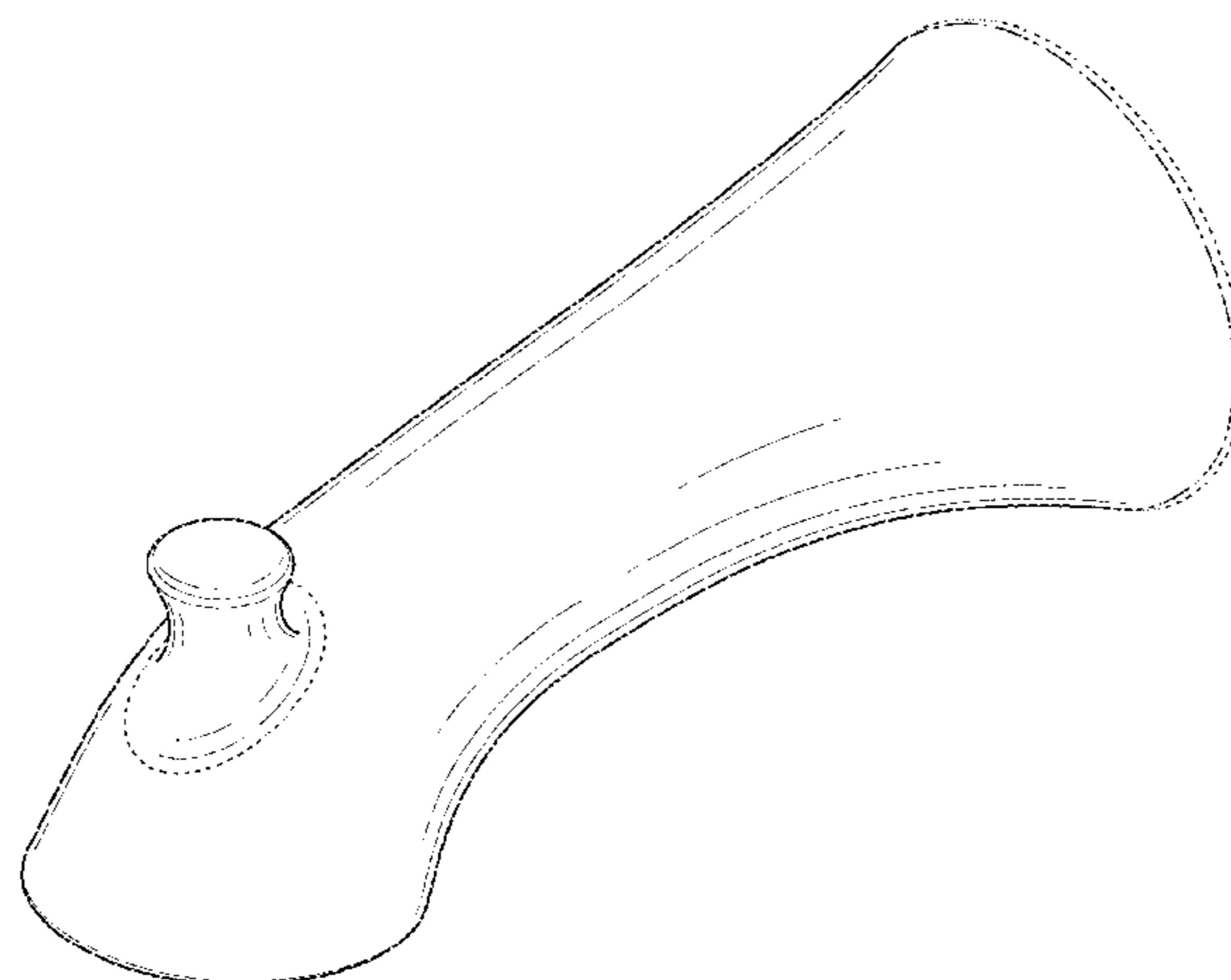
The ornamental design which is claimed is shown in solid lines in the drawings. The broken lines in the drawings form no part of the claimed design. Broken lines formed by equal length dashes show unclaimed subject matter. Broken lines formed by unequal length dashes (i.e., dash-dot) define bounds of the claimed design.

(56) **References Cited**

U.S. PATENT DOCUMENTS

- D349,948 S 8/1994 Bollenbacher et al.
- D354,548 S 1/1995 Bollenbacher et al.
- D415,259 S 10/1999 Slothower
- D433,483 S 11/2000 Paredes
- D463,536 S * 9/2002 Lord D23/257
- D464,117 S 10/2002 Blomstrom
- D492,981 S 7/2004 Bloomstrom
- D510,760 S 10/2005 Blomstrom
- D512,126 S 11/2005 Blomstrom
- D531,271 S 10/2006 Kohler et al.
- D533,258 S * 12/2006 Berberet D23/257

1 Claim, 7 Drawing Sheets



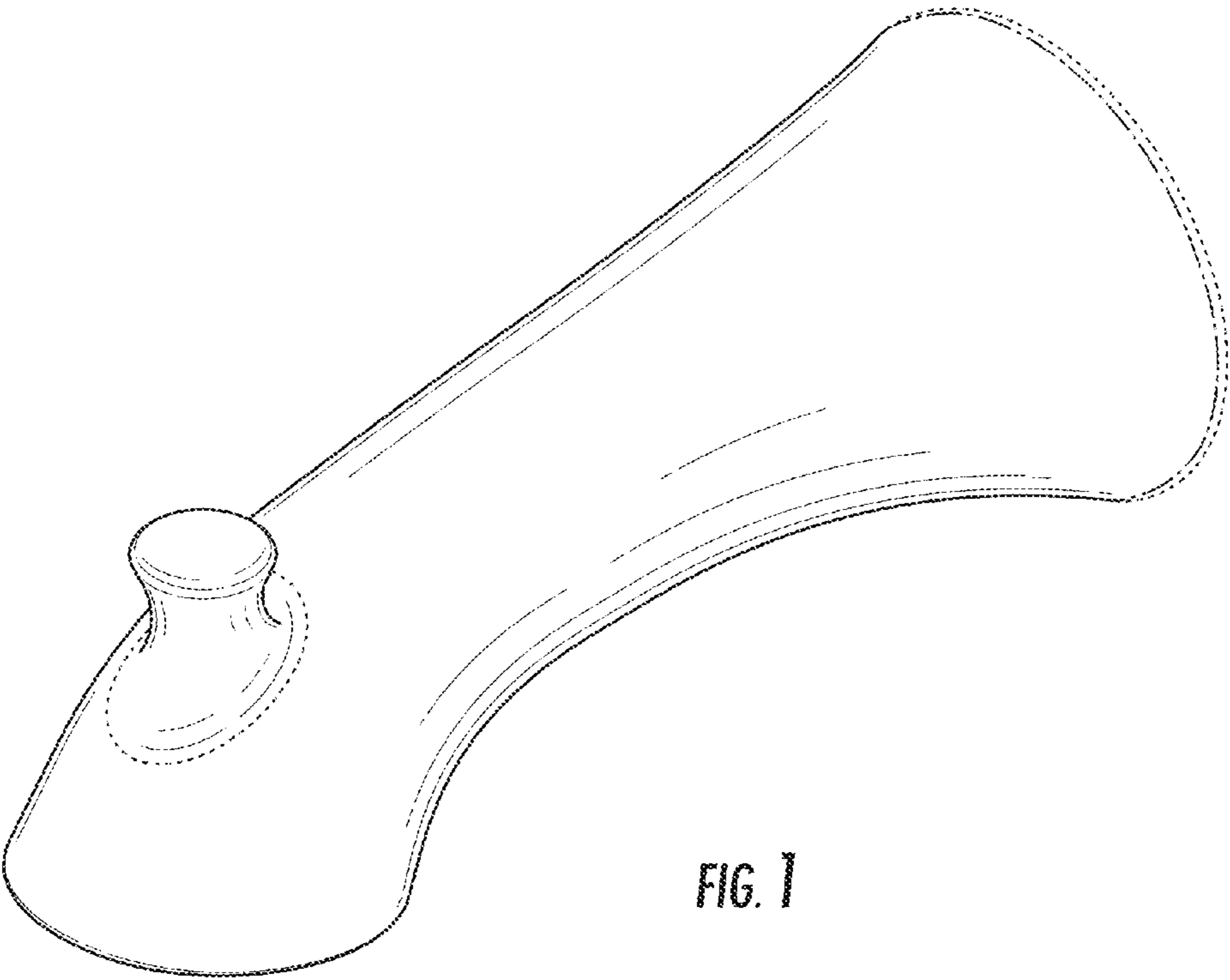


FIG. 1

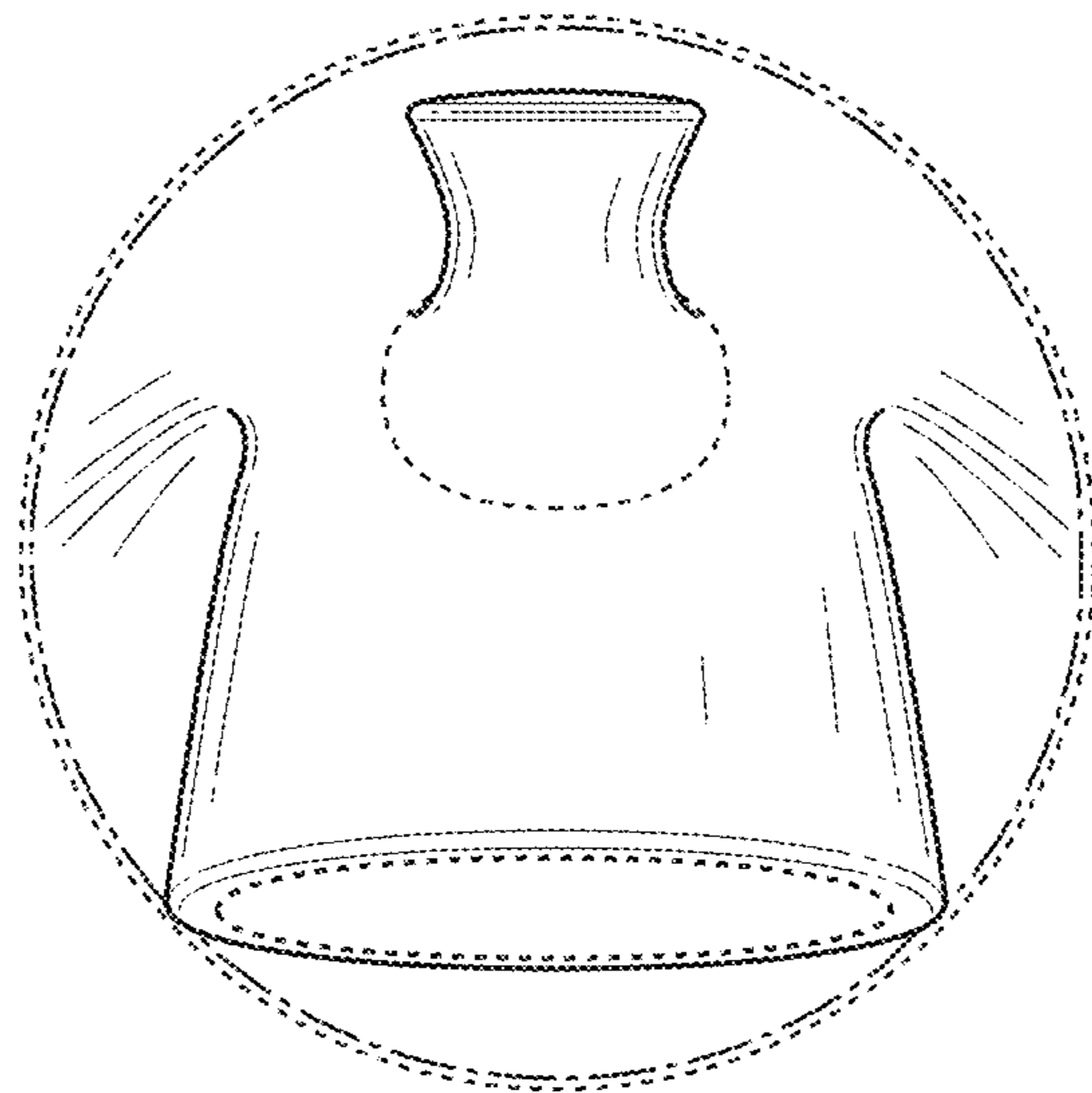


FIG. 2




FIG. 3

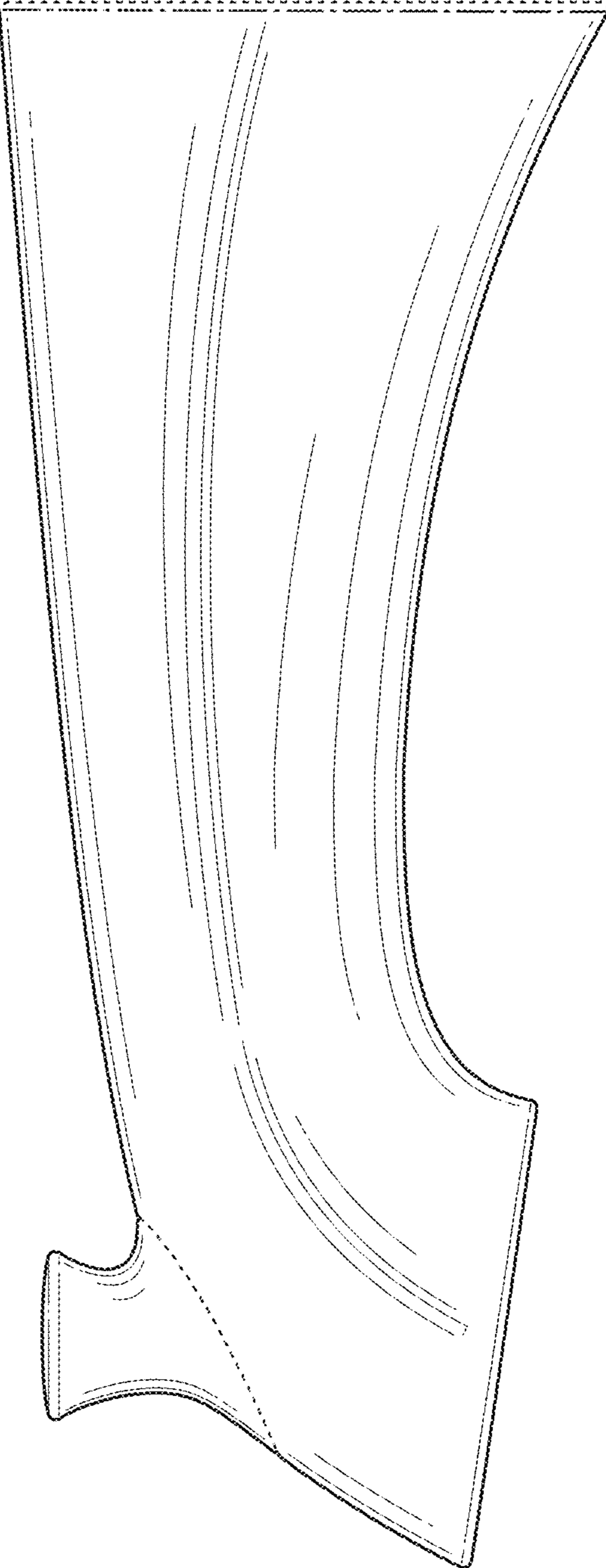


FIG. 4

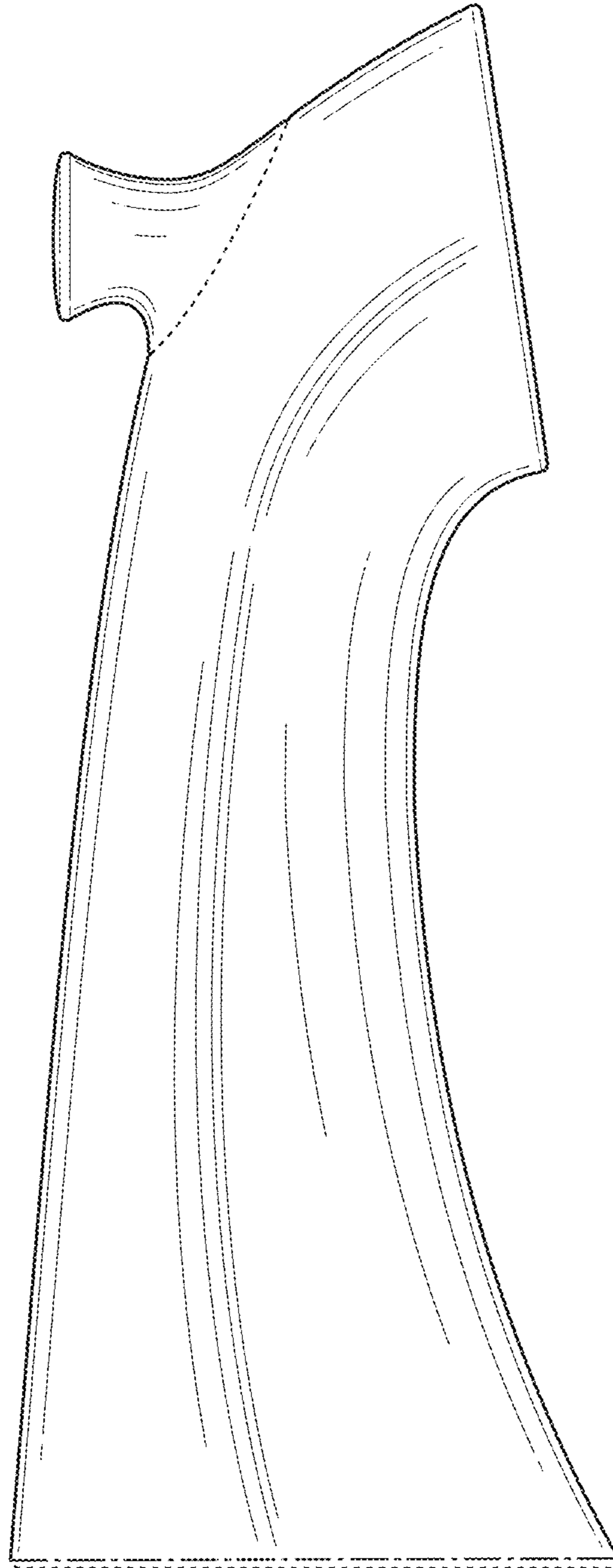


FIG. 5

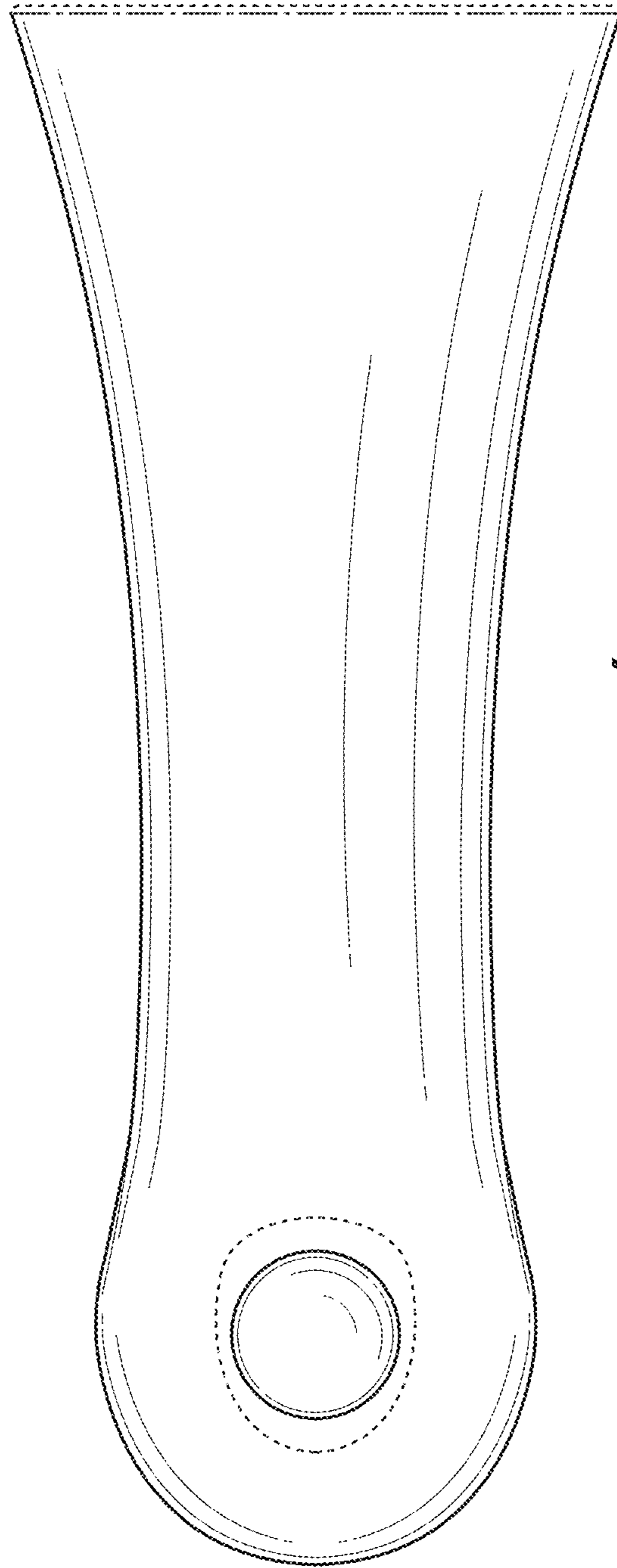


FIG. 6

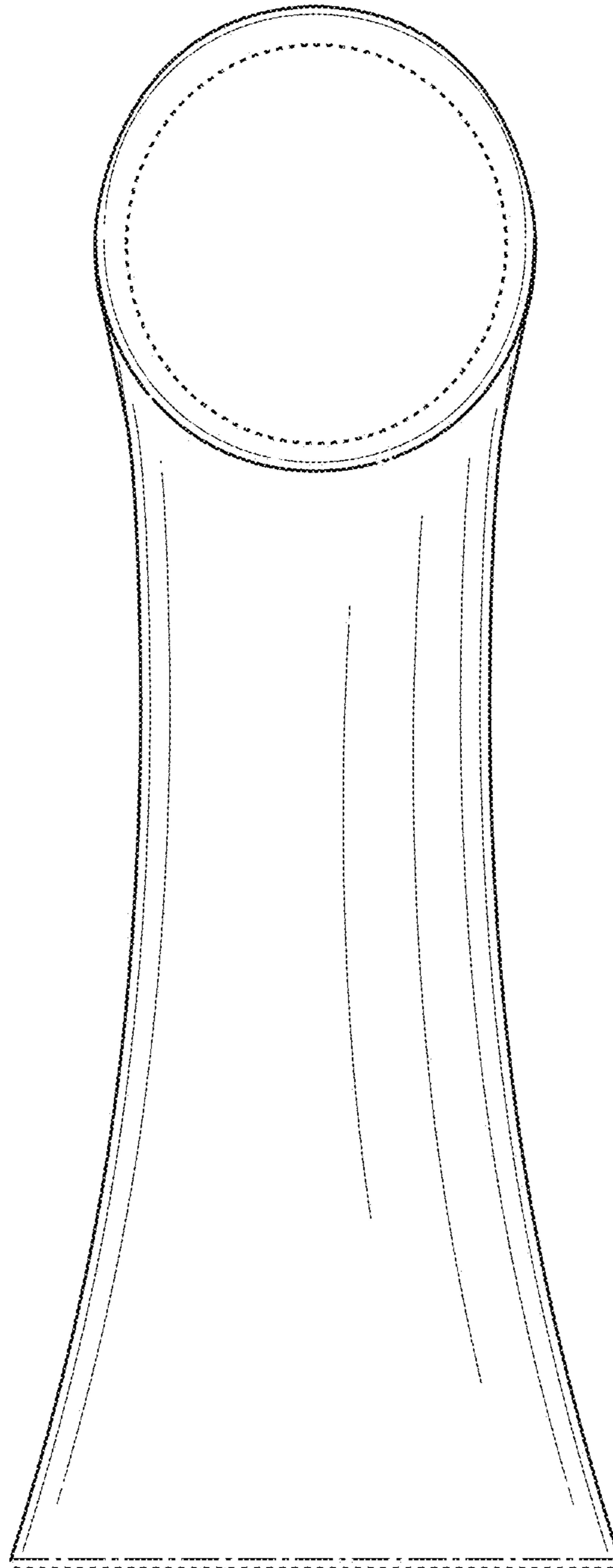


FIG. 7