



US00D752172S

(12) **United States Design Patent**  
**Kirt**

(10) **Patent No.:** **US D752,172 S**  
(45) **Date of Patent:** **\*\* Mar. 22, 2016**

- (54) **SAFETY TRIGGER RELEASE**
- (71) Applicant: **Randolph Walter Kirt**, Manitowoc, WI (US)
- (72) Inventor: **Randolph Walter Kirt**, Manitowoc, WI (US)
- (\*\*) Term: **14 Years**
- (21) Appl. No.: **29/506,732**
- (22) Filed: **Oct. 20, 2014**
- (51) **LOC (10) Cl.** ..... **22-01**
- (52) **U.S. Cl.**  
USPC ..... **D22/108**
- (58) **Field of Classification Search**  
USPC ..... D22/108, 199; D15/9.1  
CPC ..... F41A 17/46  
See application file for complete search history.

- 5,724,760 A \* 3/1998 Langner ..... F41A 17/54  
42/70.07
- 5,755,054 A \* 5/1998 Tuller ..... F41A 17/54  
42/70.07
- 6,055,759 A \* 5/2000 Langner ..... F41A 17/54  
42/70.07
- 6,134,822 A \* 10/2000 Murgel ..... F41A 17/54  
42/70.07
- 6,223,460 B1 \* 5/2001 Schmitter ..... F41A 17/46  
42/70.06
- 2013/0312306 A1 \* 11/2013 Ruffin ..... F41A 17/066  
42/70.07

\* cited by examiner

*Primary Examiner* — Michael A Pratt

(74) *Attorney, Agent, or Firm* — Steven H Greenfield;  
“Greenfield Invention and Patent Consulting, Inc.”

(57) **CLAIM**

The ornamental design for a safety trigger release, as shown and described.

**DESCRIPTION**


FIG. 1 is a top view of a safety trigger release showing my new design;  
 FIG. 2 is a bottom view thereof;  
 FIG. 3 is a first side view thereof;  
 FIG. 4 is a second side view thereof;  
 FIG. 5 is a front view thereof;  
 FIG. 6 is a rear view thereof;  
 FIG. 7 is a first top perspective view thereof; and,  
 FIG. 8 is a second top perspective view thereof.  
 The broken lines showing in FIGS. 3, 7 and 8 illustrates aspects of the safety trigger release that form no part of the claimed design.

**1 Claim, 8 Drawing Sheets**

(56) **References Cited**

U.S. PATENT DOCUMENTS

- 3,713,239 A \* 1/1973 Sperling ..... F41A 17/54  
42/70.07
- 3,956,842 A \* 5/1976 Ballenger ..... F41A 17/54  
42/70.07
- 4,198,026 A \* 4/1980 Capolupo ..... F41A 17/02  
211/4
- 5,400,538 A \* 3/1995 Shannon ..... F41A 17/54  
42/70.06
- 5,535,537 A \* 7/1996 Avganim ..... F41A 17/54  
42/70.07
- 5,544,440 A \* 8/1996 Stockman ..... F41A 17/54  
42/70.06
- D375,342 S \* 11/1996 Collins ..... D22/108






FIG. 1

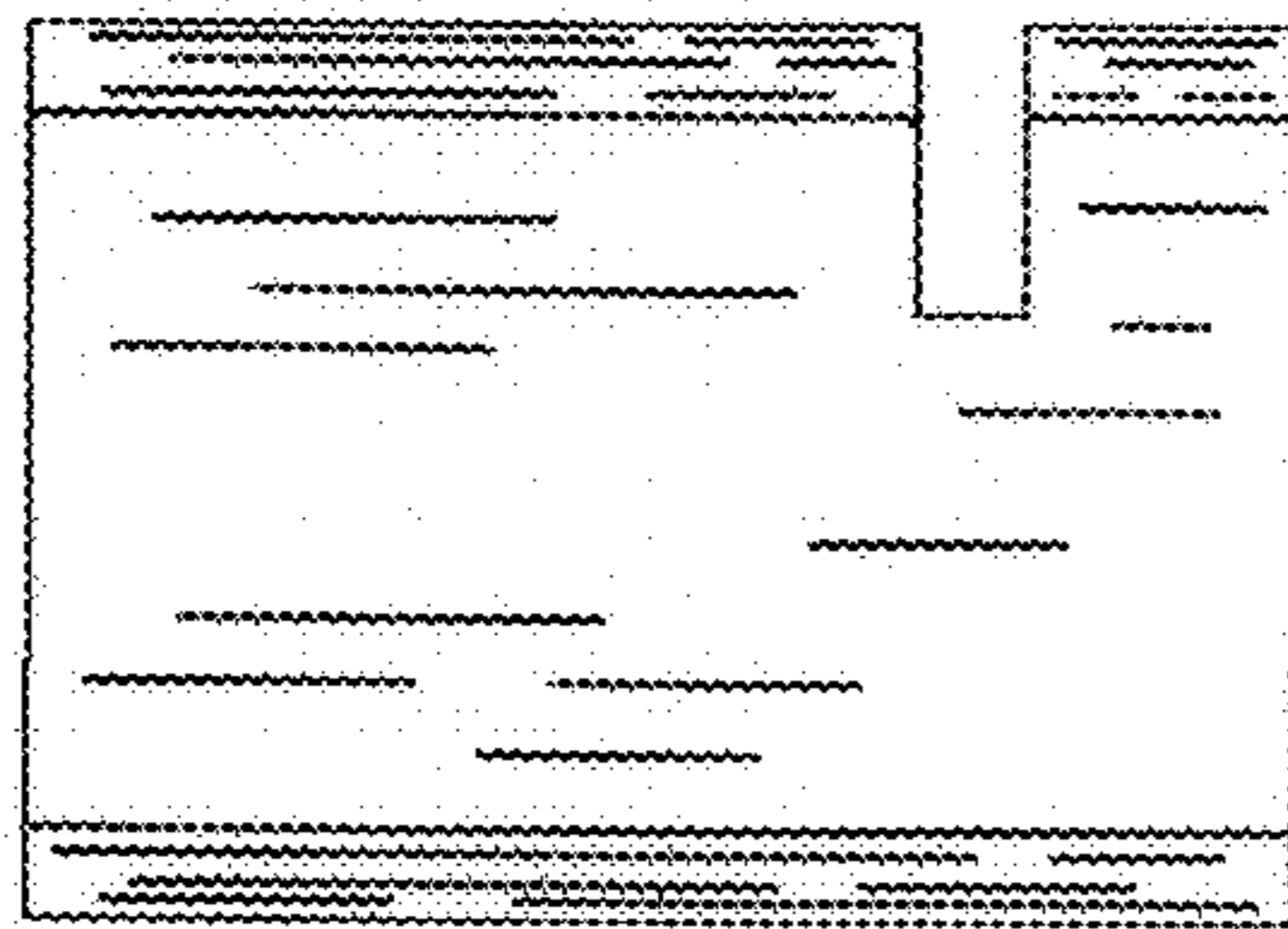


FIG. 2

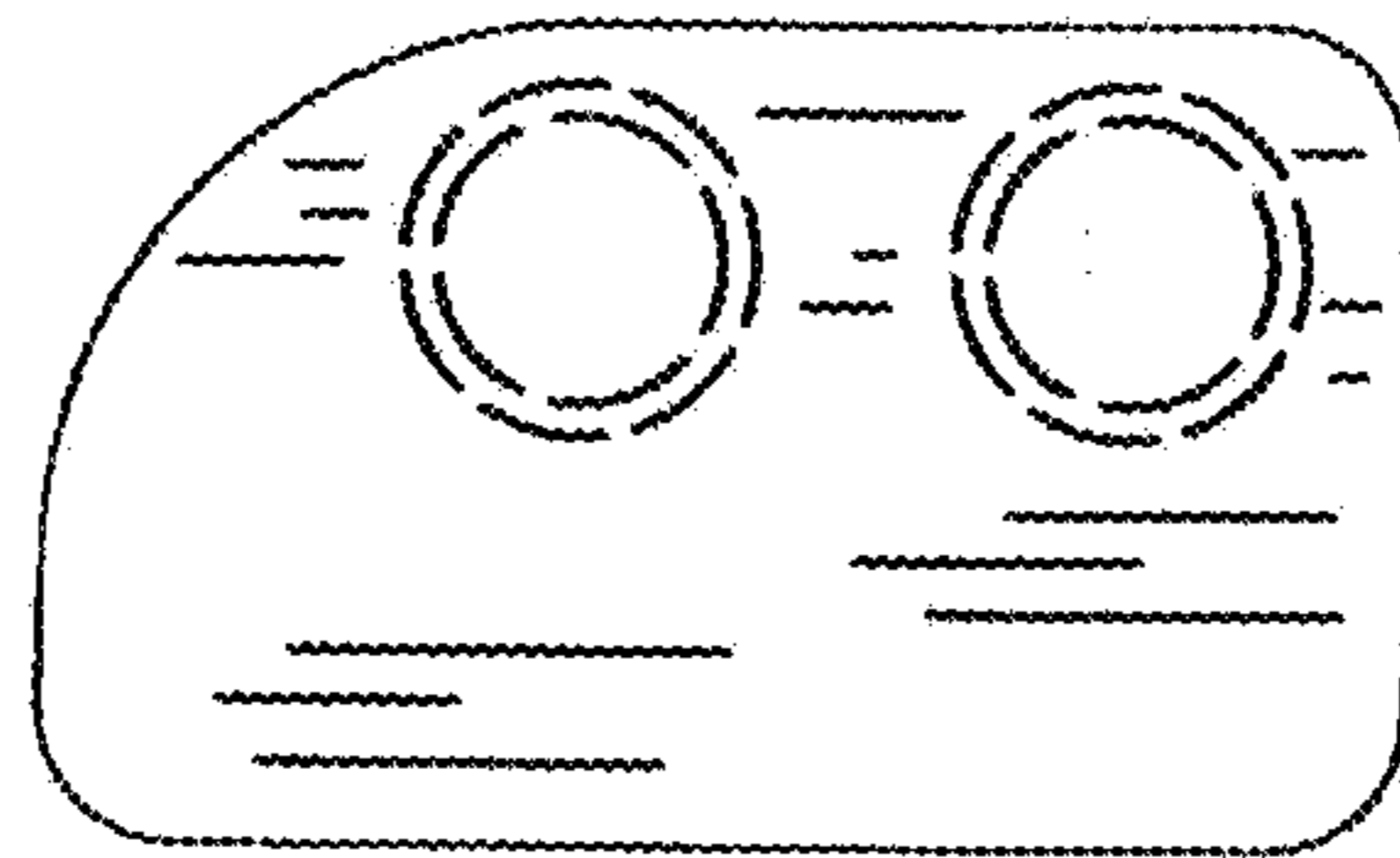


FIG. 3

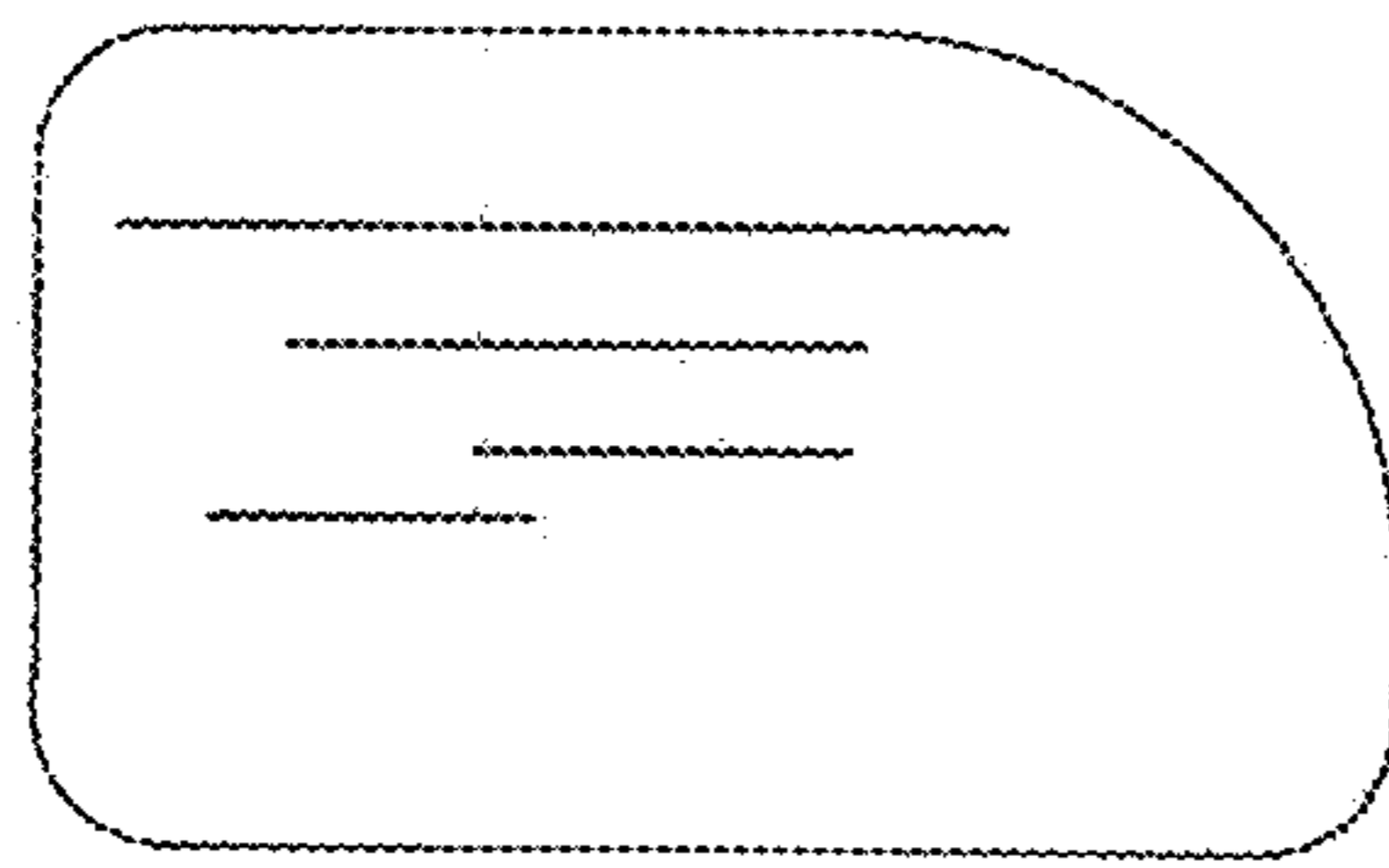


FIG. 4




FIG. 5

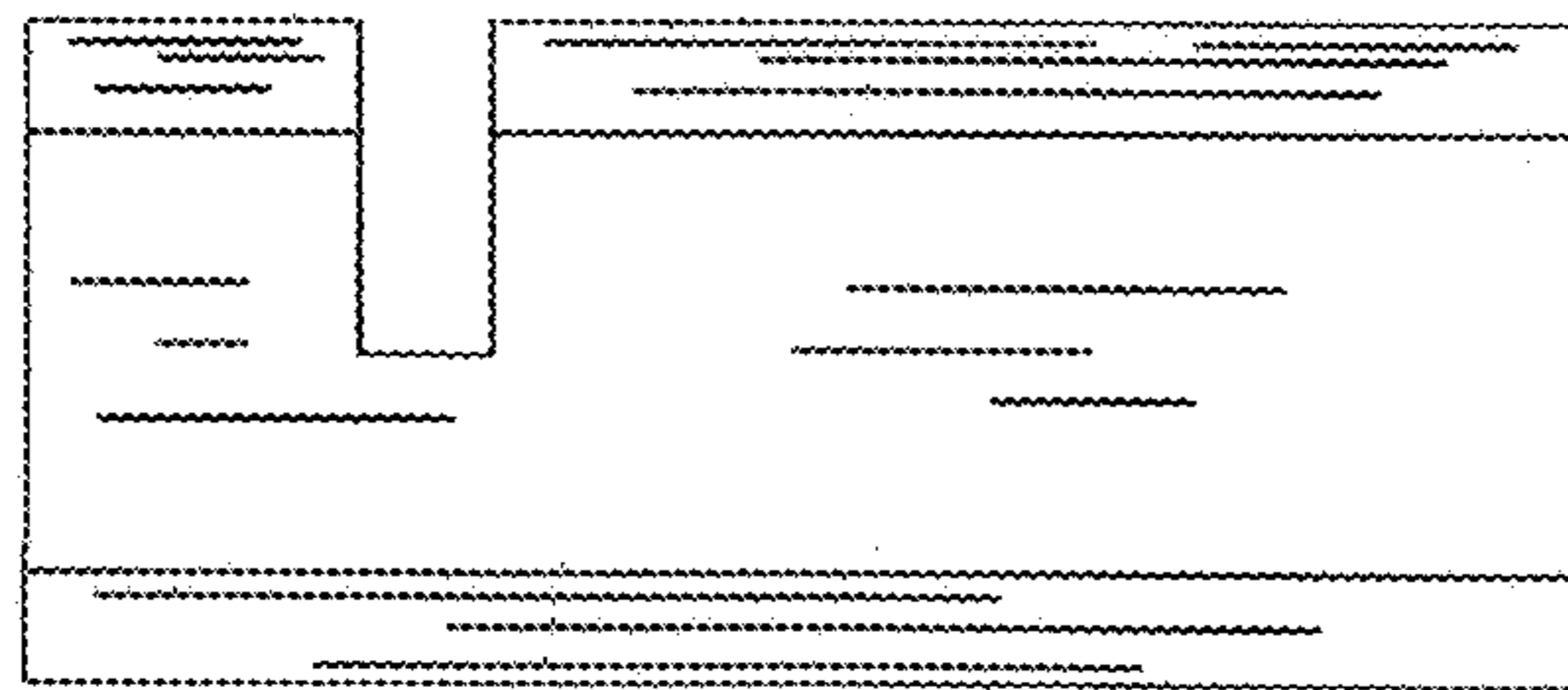


FIG. 6

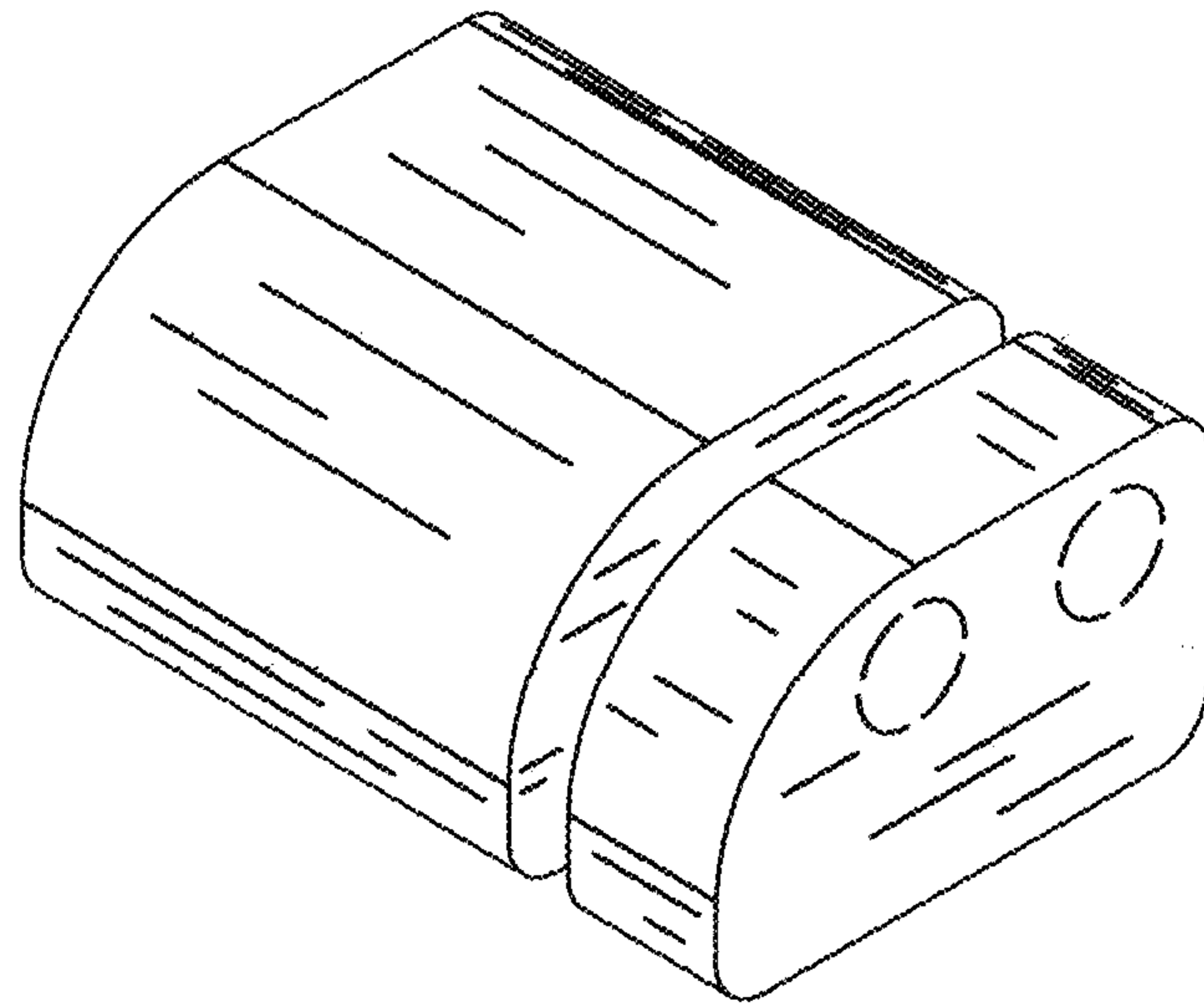


FIG. 7






FIG. 8