

US00D752153S

(12) **United States Design Patent**
To et al.

(10) **Patent No.:** **US D752,153 S**
(45) **Date of Patent:** **** Mar. 22, 2016**

(54) **POKER GAME PLAYING SURFACE AND ENVIRONMENT**

(71) Applicant: **Techneek Ltd.**, Calgary (CA)

(72) Inventors: **Ritchie To**, Calgary (CA); **Dennis Tu**, Calgary (CA); **Pechsovann Austin Chheng**, Calgary (CA)

(73) Assignee: **TECHNEEK LTD.**, Calgary, Alberta (CA)

(**) Term: **14 Years**

(21) Appl. No.: **29/502,327**

(22) Filed: **Sep. 15, 2014**

(51) **LOC (10) Cl.** **21-03**

(52) **U.S. Cl.**
USPC **D21/369**; D21/397

(58) **Field of Classification Search**
USPC D21/354, 369–375, 397; 273/142 E, 273/142 R, 143 R, 146, 268, 274; 463/17; 434/128–129
CPC A63F 5/00; A63F 5/02; A63F 3/00157; A63F 9/04
See application file for complete search history.

(56) **References Cited**

U.S. PATENT DOCUMENTS

5,382,025	A *	1/1995	Sklansky	A63F 3/00157	273/292
5,718,430	A *	2/1998	Aramapakul	A63F 3/00157	273/274
5,863,041	A *	1/1999	Boylan	A63F 3/00157	273/292
6,561,897	B1 *	5/2003	Bourbour	A63F 3/00157	273/149 R
6,811,153	B1 *	11/2004	Ko	A63F 3/00157	273/274

6,955,599	B2	10/2005	Bourbour			
6,986,514	B2 *	1/2006	Snow	A63F 3/00157	273/274
7,029,011	B2	4/2006	Strong			
D548,799	S *	8/2007	Looney	D21/369	
D579,056	S *	10/2008	Murphy	D21/369	
8,317,198	B2	11/2012	Noyes			
D691,667	S *	10/2013	Lambert	D21/354	
2004/0217548	A1 *	11/2004	Snow	A63F 3/00157	273/292
2011/0309579	A1	12/2011	Sholes			
2012/0214567	A1	8/2012	Snow			

* cited by examiner

Primary Examiner — Sandra Morris

(74) *Attorney, Agent, or Firm* — Dentons US LLP

(57) **CLAIM**

The ornamental design for a poker game playing surface and environment, as shown and described.

DESCRIPTION

This application is related to a U.S. utility application Ser. No. 14/486,390 entitled “Method and System for a Card Game Variant of a Community Style Poker Game,” filed concurrently herewith, which is incorporated herein by reference in its entirety.

FIG. 1 is a front view of a poker game playing surface and environment illustrating the new design;

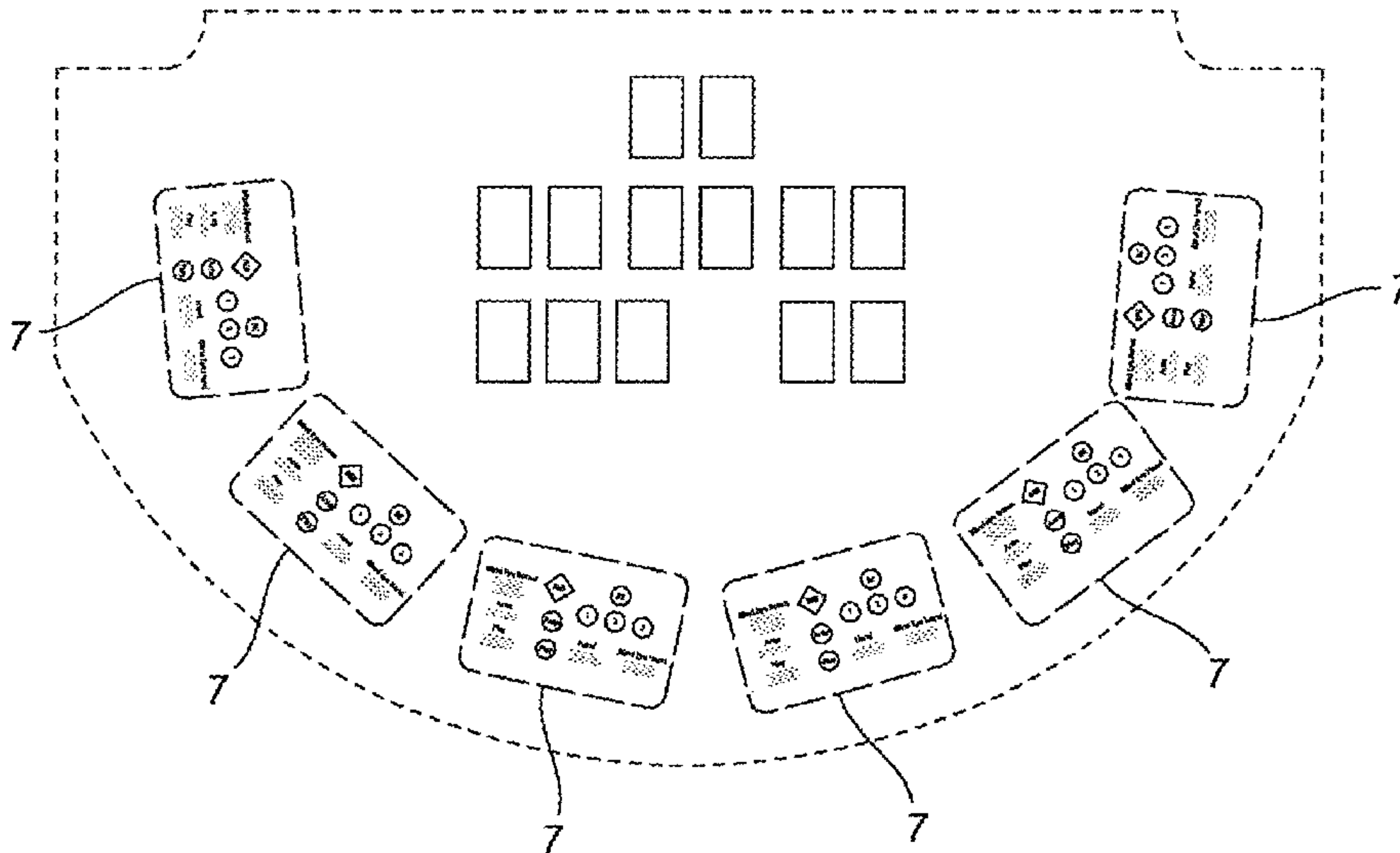
FIG. 2 is an enlarged front view of reference number 2, as shown in FIG. 1;

FIG. 3 is a front view of a first embodiment of the poker game playing surface and environment shown in FIG. 1; and,

FIG. 4 is an enlarged front view of reference number 4, as shown in FIG. 3.

The broken lines shown in the drawings represent portions that form no part of the claimed design. The large broken lines shown in the drawings represent portions that are enlarged in subsequent figures.

1 Claim, 4 Drawing Sheets



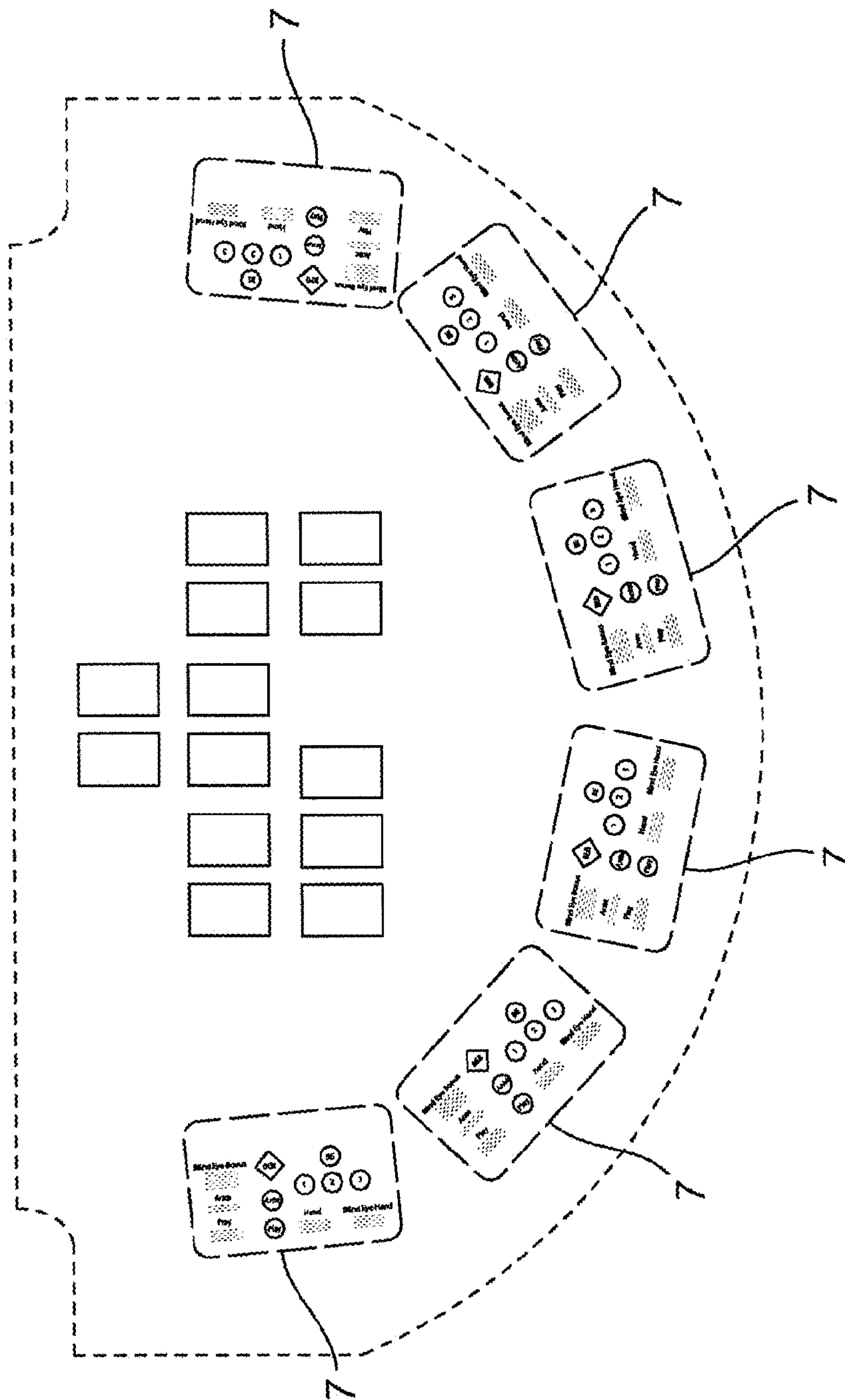


FIG. 1

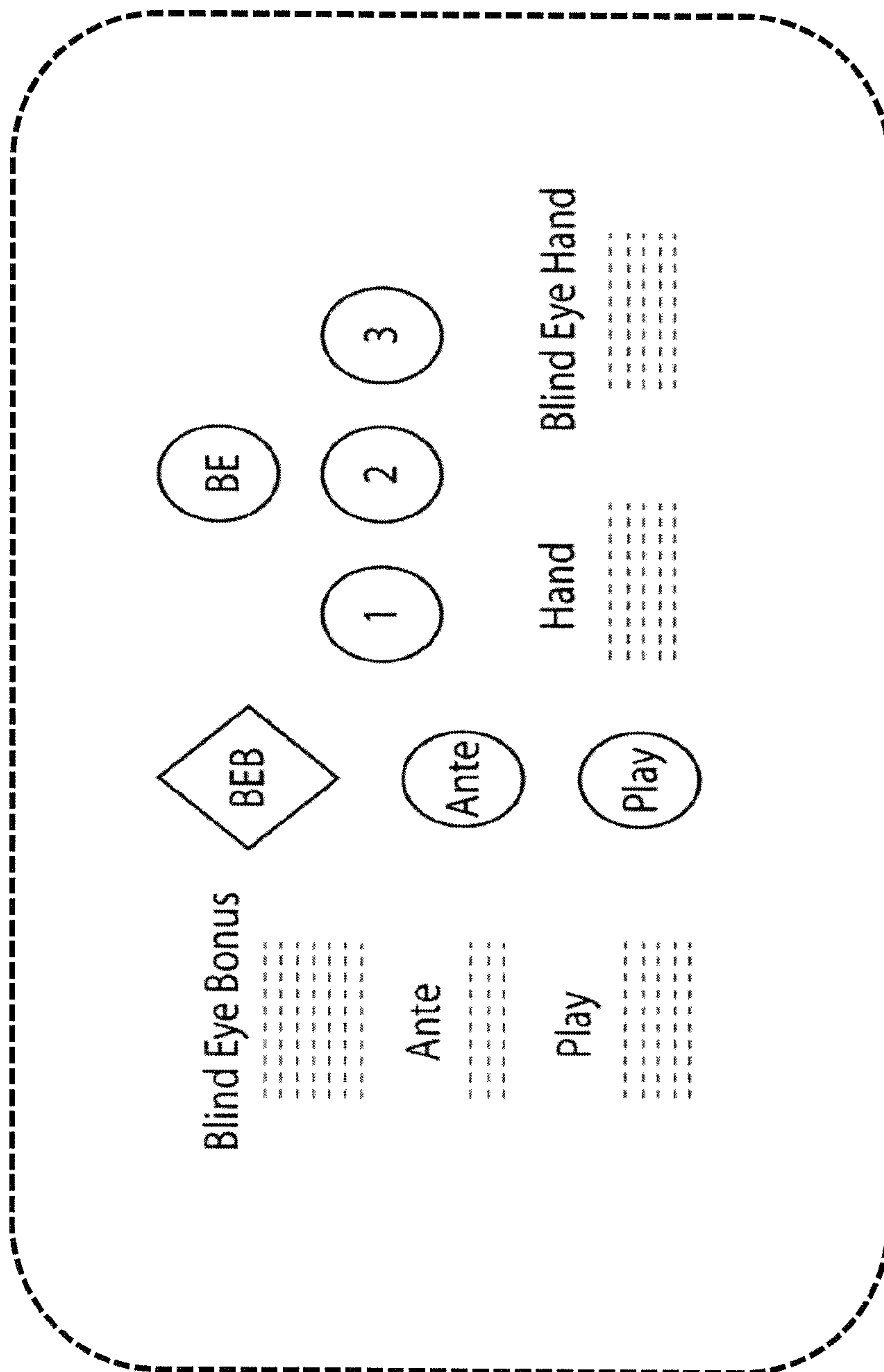


FIG. 2

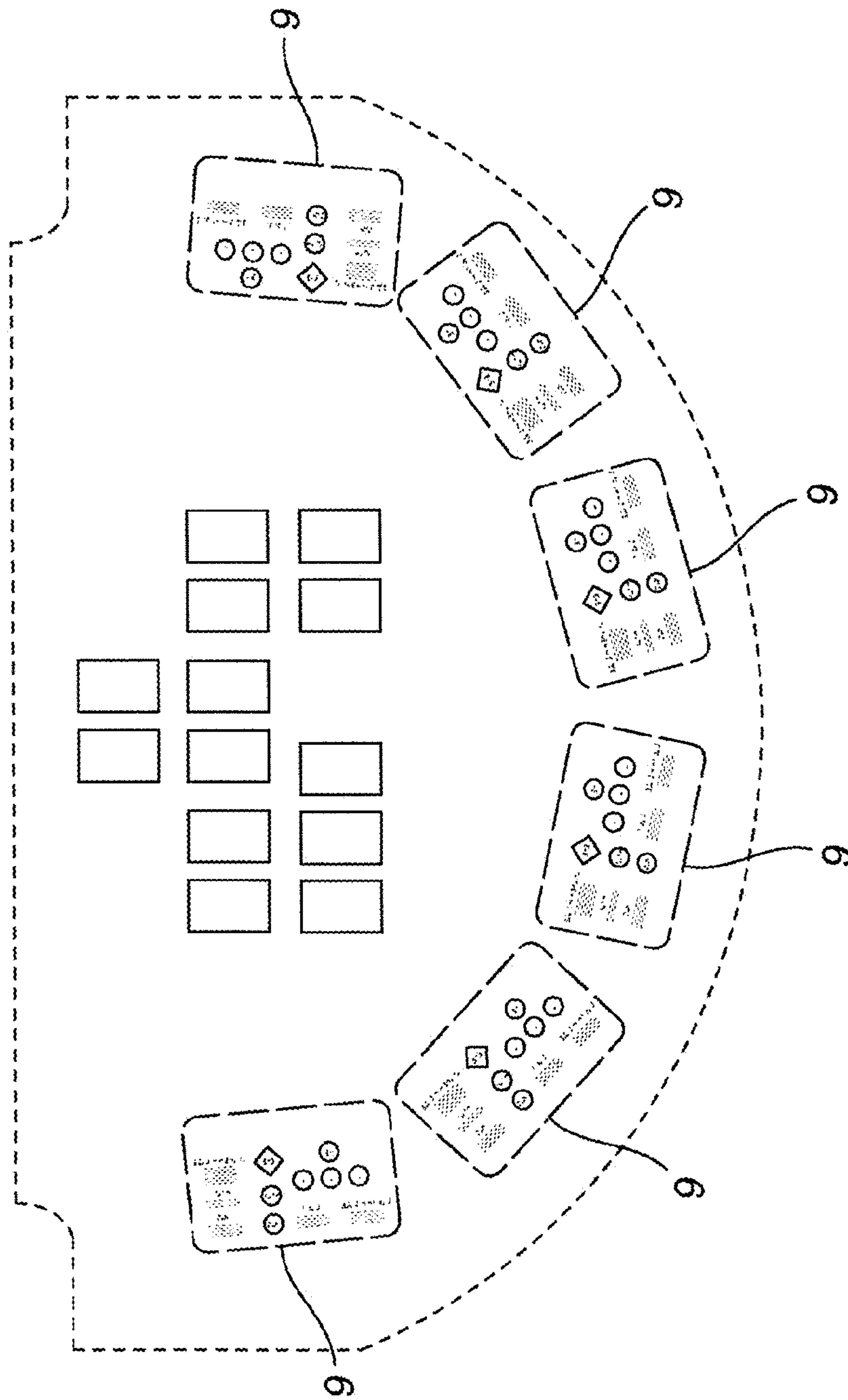


FIG. 3

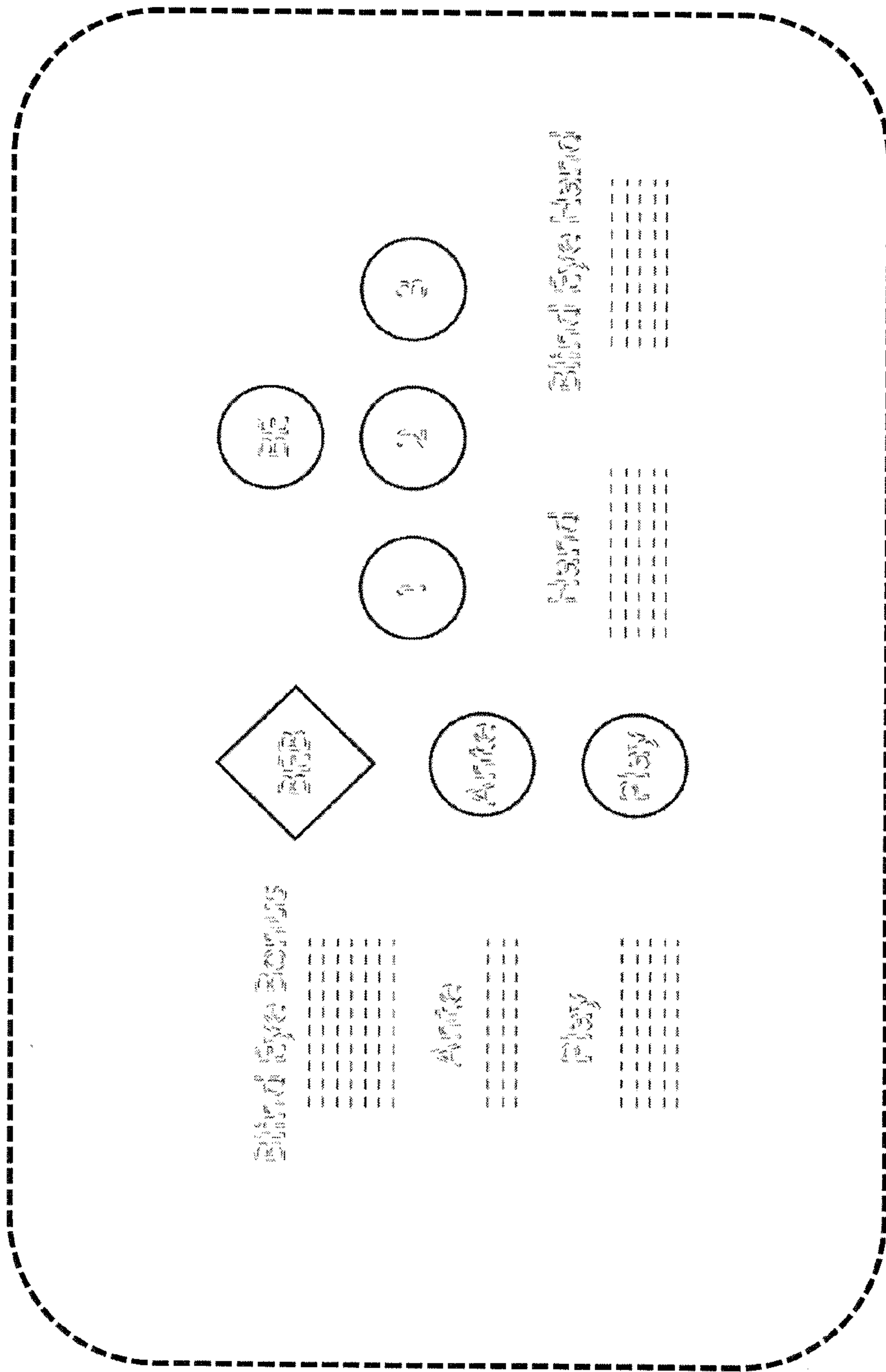


FIG. 4