



US00D752118S

(12) **United States Design Patent**
Resch

(10) **Patent No.:** **US D752,118 S**
(45) **Date of Patent:** **** Mar. 22, 2016**

(54) **REFRIGERATING APPARATUS**

(71) Applicant: **AHT Cooling Systems GmbH,**
Rottenmann (AT)

(72) Inventor: **Reinhold Resch,** St. Peter (AT)

(73) Assignee: **AHT Cooling Systems GmbH,**
Rottenmann (AT)

(**) Term: **14 Years**

(21) Appl. No.: **29/496,584**

(22) Filed: **Jul. 15, 2014**

(30) **Foreign Application Priority Data**

Jan. 16, 2014 (EM) 002385914-0004

(51) **LOC (10) Cl.** **15-07**

(52) **U.S. Cl.**
USPC **D15/79**

(58) **Field of Classification Search**

USPC D15/79, 81, 83, 84, 85
CPC F25B 21/02; F25B 2321/02; F25B 1/005;
F25B 2321/0252; F25B 1/00; F25B 1/10;
F25B 21/04; F25B 2339/047; F25B 5/02;
F25B 7/00; F25B 13/00; F25B 1/053; F25B
2309/06; F25B 2321/021; F25B 2321/023;
F25D 23/028; F25D 23/02; F25D 25/025;
F25D 23/00; F25D 2323/021; F25D 11/00;
F25D 2323/024; F25D 23/04; F25D 29/00;
F25D 25/02; F25D 25/024; F25D 27/005;
F25D 23/12; F25D 29/005; F25D 17/042;
F25D 2325/021

See application file for complete search history.

(56) **References Cited**

U.S. PATENT DOCUMENTS

| | | | | |
|--------------|--------|--------|-------|--------|
| D477,616 S * | 7/2003 | Resch | | D15/83 |
| D607,474 S * | 1/2010 | Pacher | | D15/83 |
| D678,364 S * | 3/2013 | Resch | | D15/83 |
| D678,365 S * | 3/2013 | Resch | | D15/83 |
| D697,951 S * | 1/2014 | Resch | | D15/83 |
| D697,952 S * | 1/2014 | Resch | | D15/83 |

* cited by examiner

Primary Examiner — Daniel Bui

Assistant Examiner — Khawaja Anwar

(74) *Attorney, Agent, or Firm* — Collard & Roe, P.C.

(57) **CLAIM**



The ornamental design for a refrigerating apparatus, as shown and described.

DESCRIPTION

FIG. 1 is a top, front and left side perspective view of my design for a refrigerating apparatus;
FIG. 2 is a front view thereof;
FIG. 3 is a left side view thereof;
FIG. 4 is a top view thereof;
FIG. 5 is a right side view thereof;
FIG. 6 is a bottom view thereof; and,
FIG. 7 is a rear view thereof.

Areas within the white broken lines in the figure drawings represent unclaimed environment only and form no part of the claimed design.

1 Claim, 7 Drawing Sheets



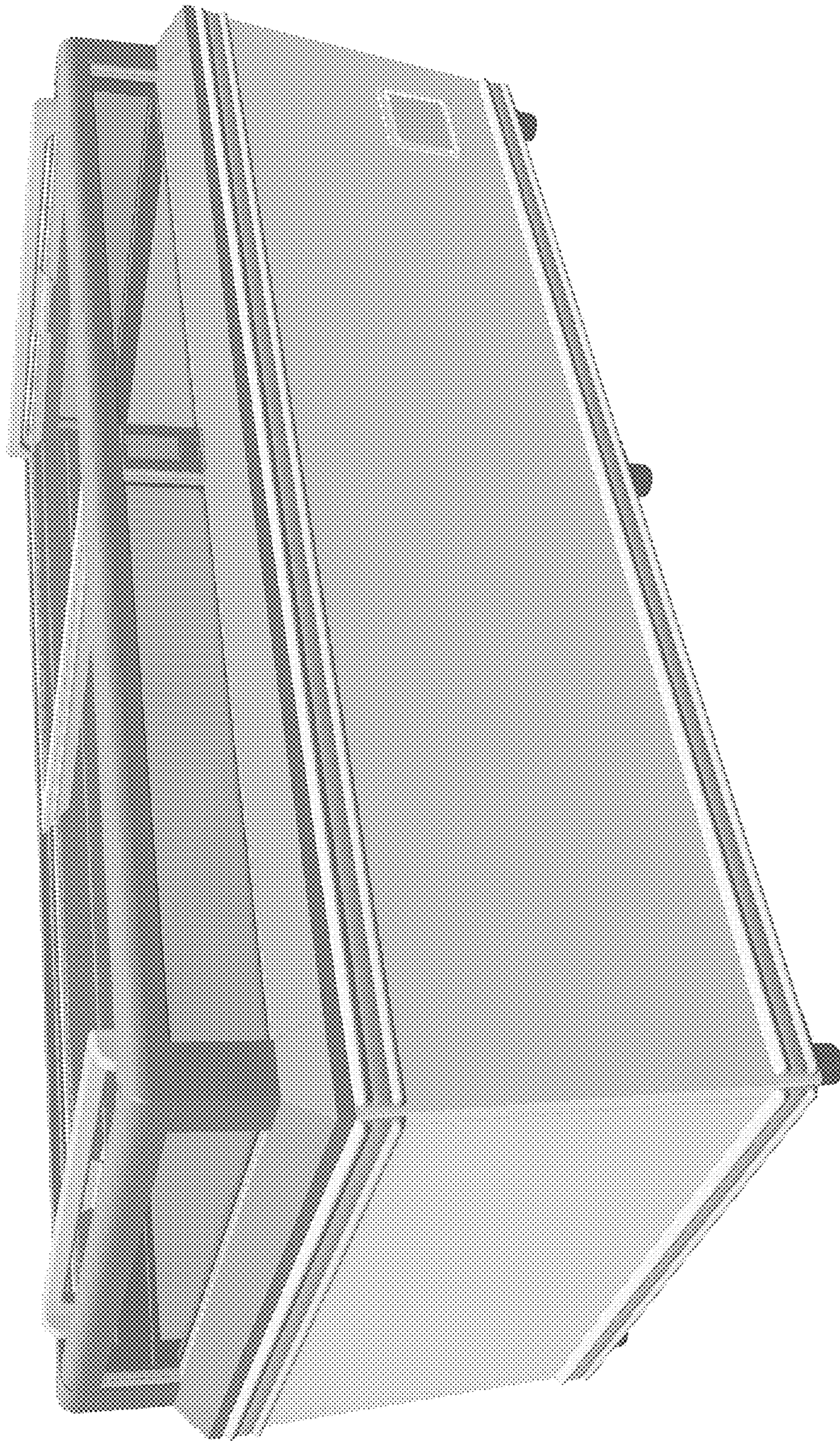


FIG. 1

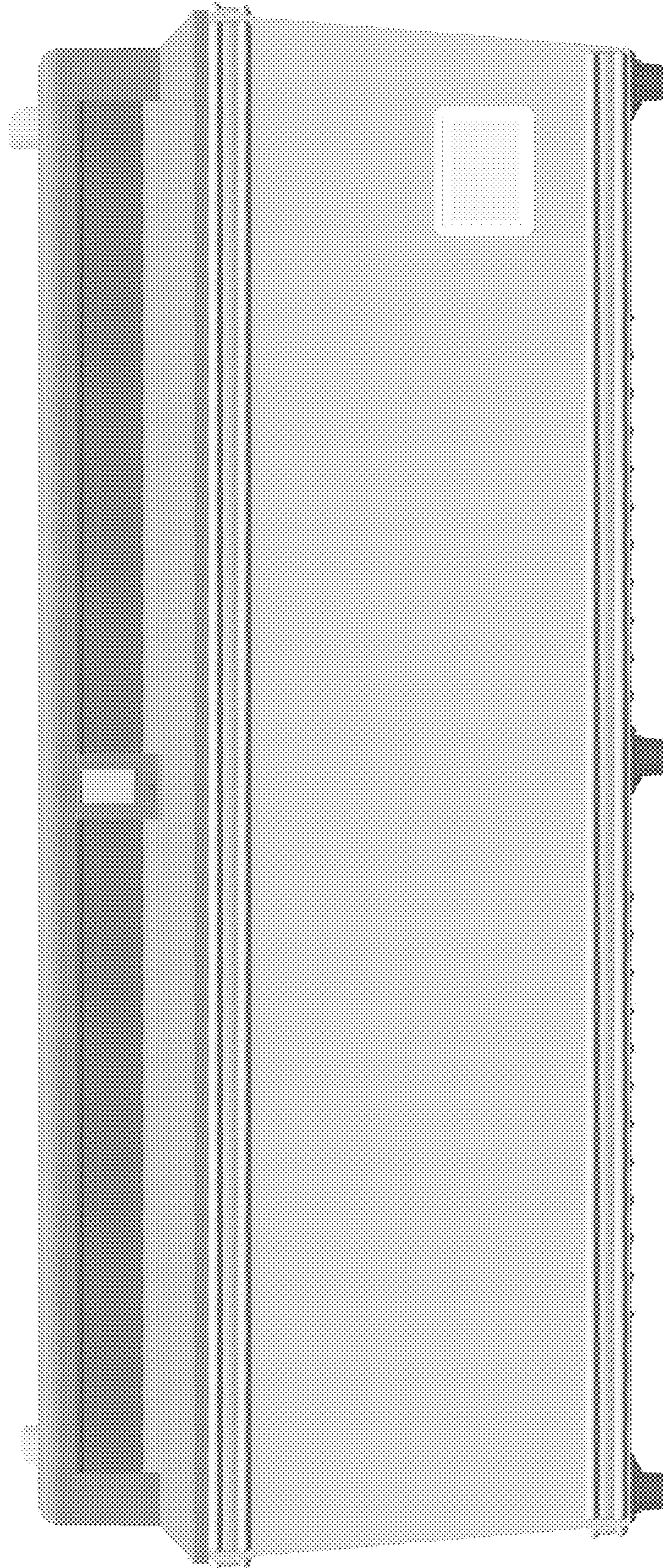


FIG. 2




FIG. 3




FIG. 4




FIG. 5

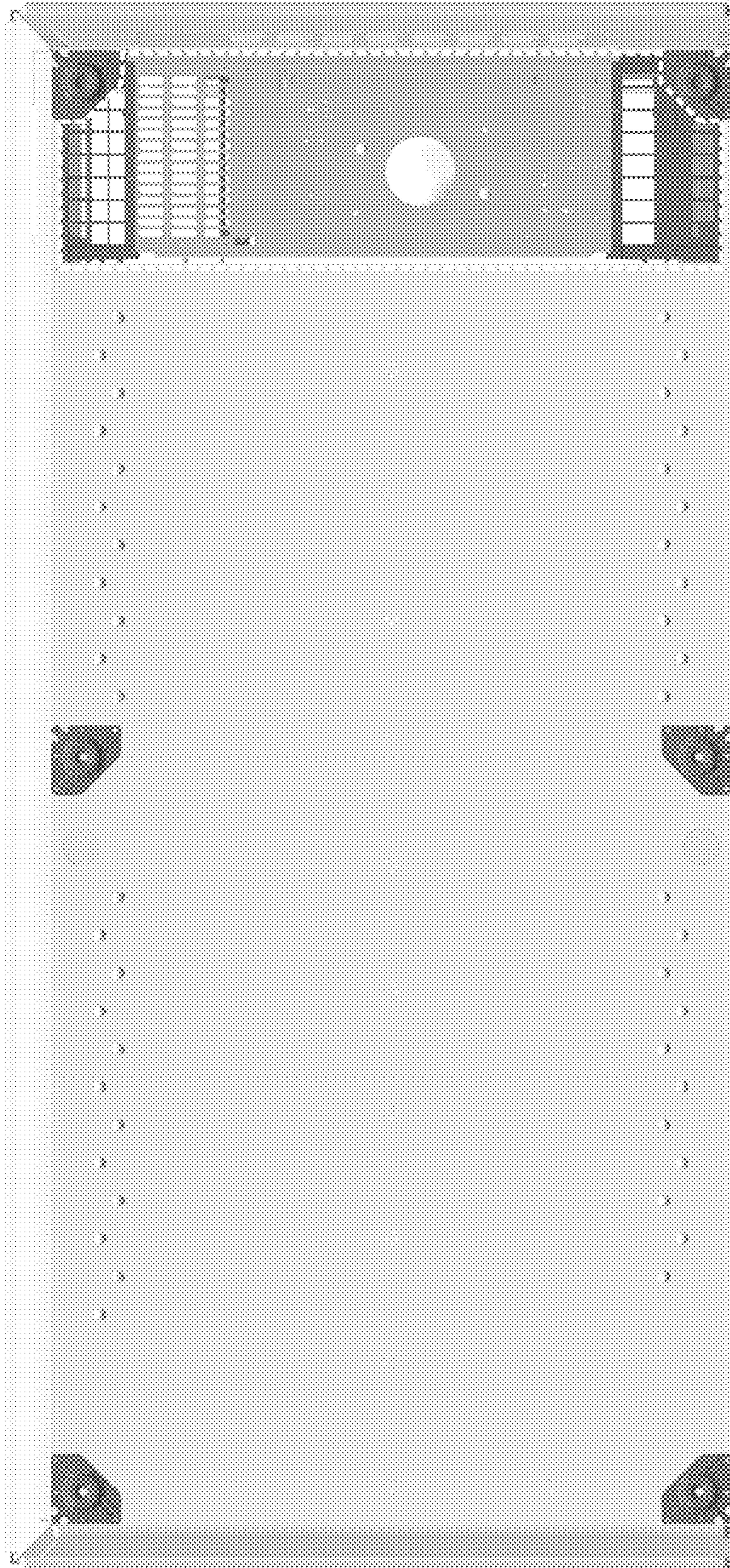


FIG. 6




FIG. 7