



US00D752109S

(12) **United States Design Patent**  
**Harriton**

(10) **Patent No.:** **US D752,109 S**  
(45) **Date of Patent:** **\*\* Mar. 22, 2016**

(54) **SNORKEL**  
(71) Applicant: **StreetCar ORV LLC**, Wixom, MI (US)  
(72) Inventor: **David Harriton**, Missoula, MT (US)  
(73) Assignee: **StreetCar ORV LLC**, Commerce Township, MI (US)  
(\*\*) Term: **14 Years**  
(21) Appl. No.: **29/496,061**

(22) Filed: **Jul. 9, 2014**  
(51) **LOC (10) Cl.** ..... **15-01**  
(52) **U.S. Cl.**  
USPC ..... **D15/5**  
(58) **Field of Classification Search**  
USPC ..... D15/1-5; D12/400  
CPC ..... F02M 35/10131; F02M 35/10; F02M  
35/10006; F02M 35/048; F02M 35/10019;  
F02M 35/10091; F02M 23/003; F02M  
35/0201; F02M 35/10072; F02M 35/10124;  
F02M 35/10163; F02M 35/10347; F02M  
35/08; F02M 35/0226; F02M 35/164; F02M  
35/10013; B60K 13/02  
See application file for complete search history.

(56) **References Cited**  
U.S. PATENT DOCUMENTS

3,987,862 A \* 10/1976 Lidstone ..... B60K 13/02  
180/68.1  
D636,408 S \* 4/2011 Luxon ..... D12/400  
D636,787 S \* 4/2011 Luxon ..... D12/400  
D636,788 S \* 4/2011 Luxon ..... D12/400  
D637,623 S \* 5/2011 Luxon ..... D12/400  
D638,446 S \* 5/2011 Luxon ..... D12/400

D641,377 S \* 7/2011 Luxon ..... D12/400  
D648,745 S \* 11/2011 Luxon ..... D12/400  
D649,162 S \* 11/2011 Luxon ..... D12/400  
D680,554 S \* 4/2013 Harriton  
D687,072 S \* 7/2013 Bennett ..... D15/5  
D693,370 S \* 11/2013 Randhawa ..... D15/5  
D719,190 S \* 12/2014 Berry ..... D12/400  
2005/0150483 A1 \* 7/2005 Sorensen ..... F02B 37/00  
123/559.1  
2013/0025557 A1 \* 1/2013 Chlystek ..... F02M 35/08  
123/184.21  
2014/0008136 A1 \* 1/2014 Bennett ..... B60K 13/02  
180/68.3  
2015/0240760 A1 \* 8/2015 Lewington ..... F02M 35/10013  
95/269

\* cited by examiner

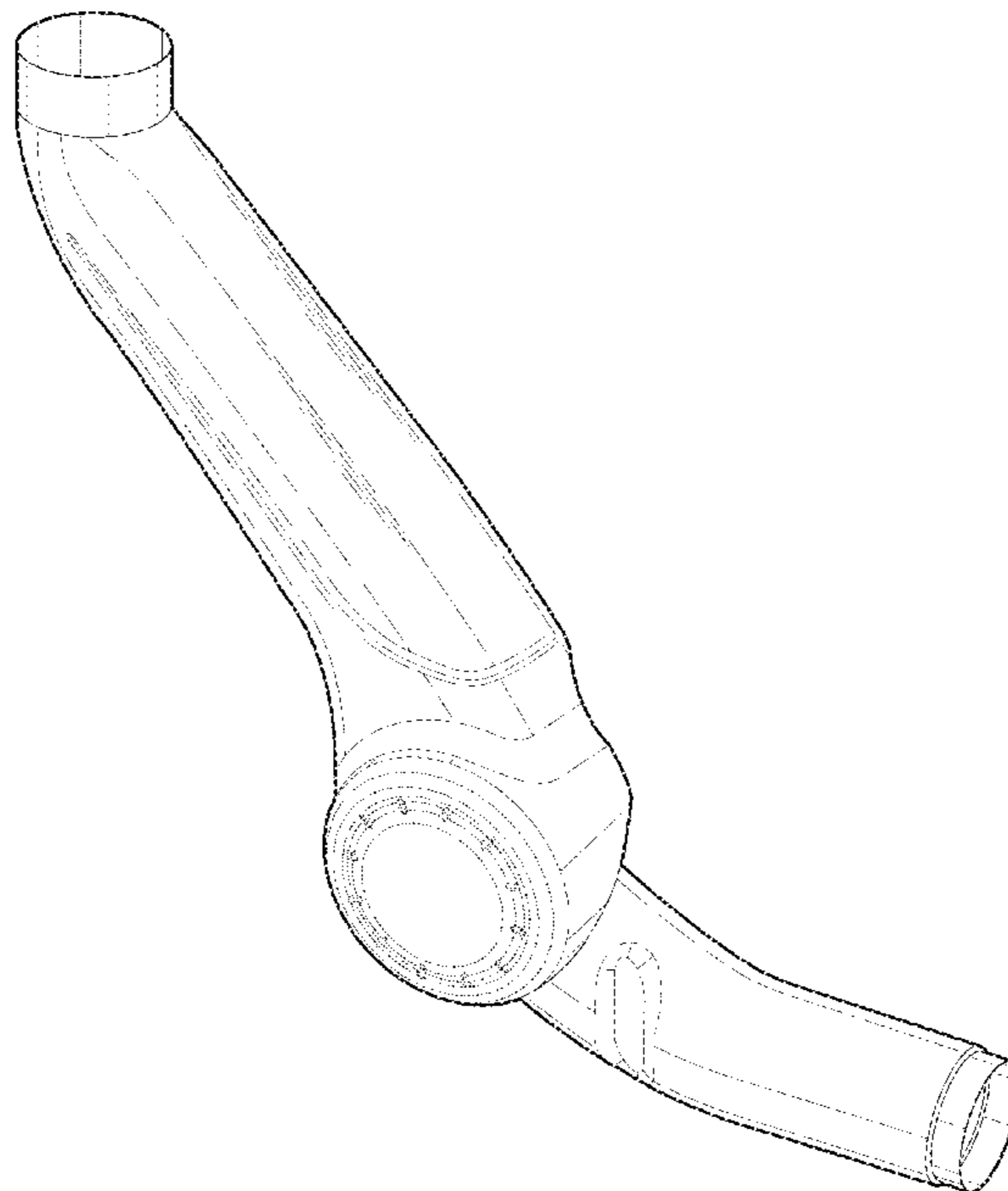
*Primary Examiner* — T. Chase Nelson  
*Assistant Examiner* — Ania Aman  
(74) *Attorney, Agent, or Firm* — Quinn Law Group, PLLC

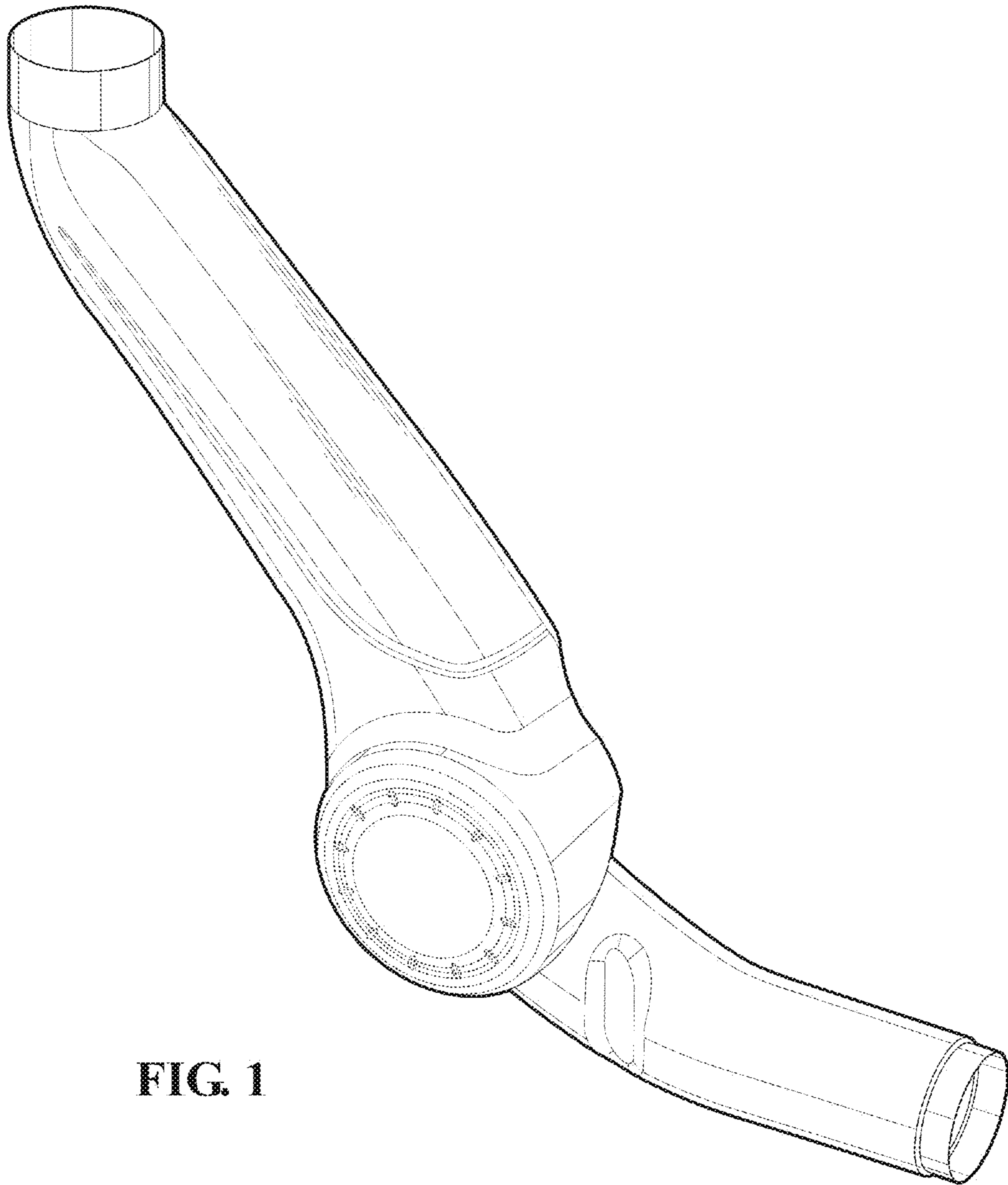
(57) **CLAIM**  
I claim the ornamental design for a snorkel, as shown and described.

**DESCRIPTION**

FIG. 1 is a front right side perspective view of a snorkel, FIG. 2 is a right side view of the snorkel, FIG. 3 is a front view of the snorkel, FIG. 4 is a rear view of the snorkel, FIG. 5 is a left side view of the snorkel, FIG. 6 is a top view of the snorkel, FIG. 7 is a bottom view of the snorkel; and, FIG. 8 is a left rear side perspective view of the snorkel. The broken lines shown in the drawings are for the purpose of illustrating portions of the article that form no part of the claimed design.

**1 Claim, 6 Drawing Sheets**





**FIG. 1**

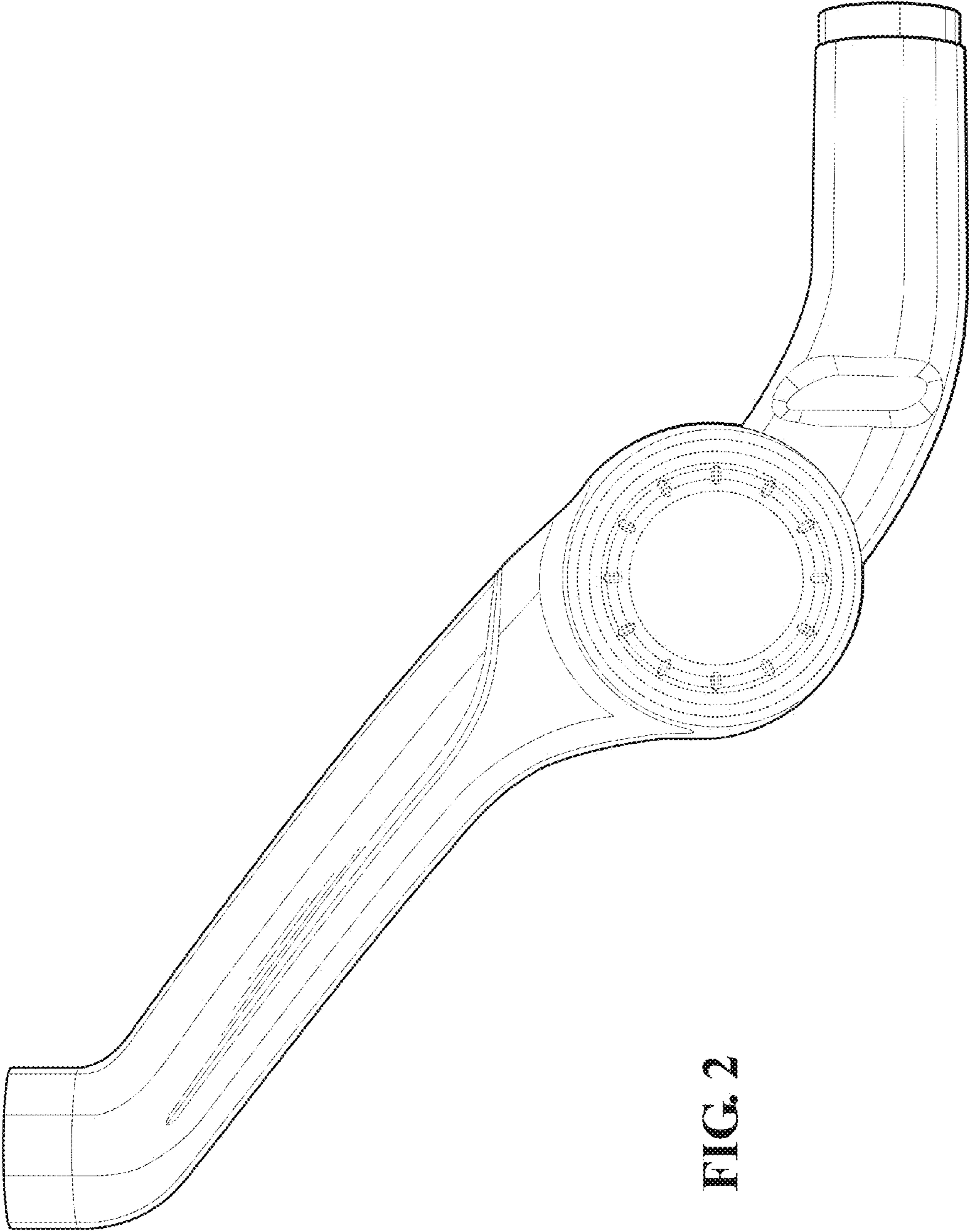


FIG. 2

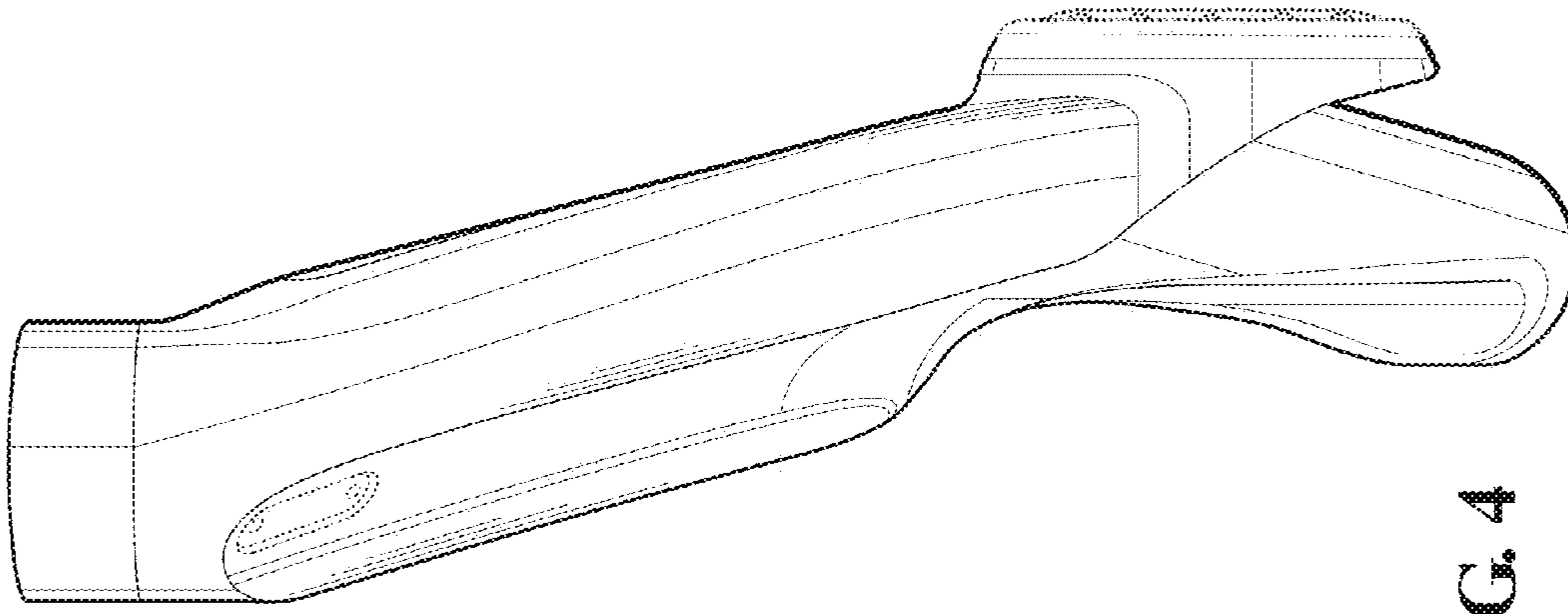


FIG. 4

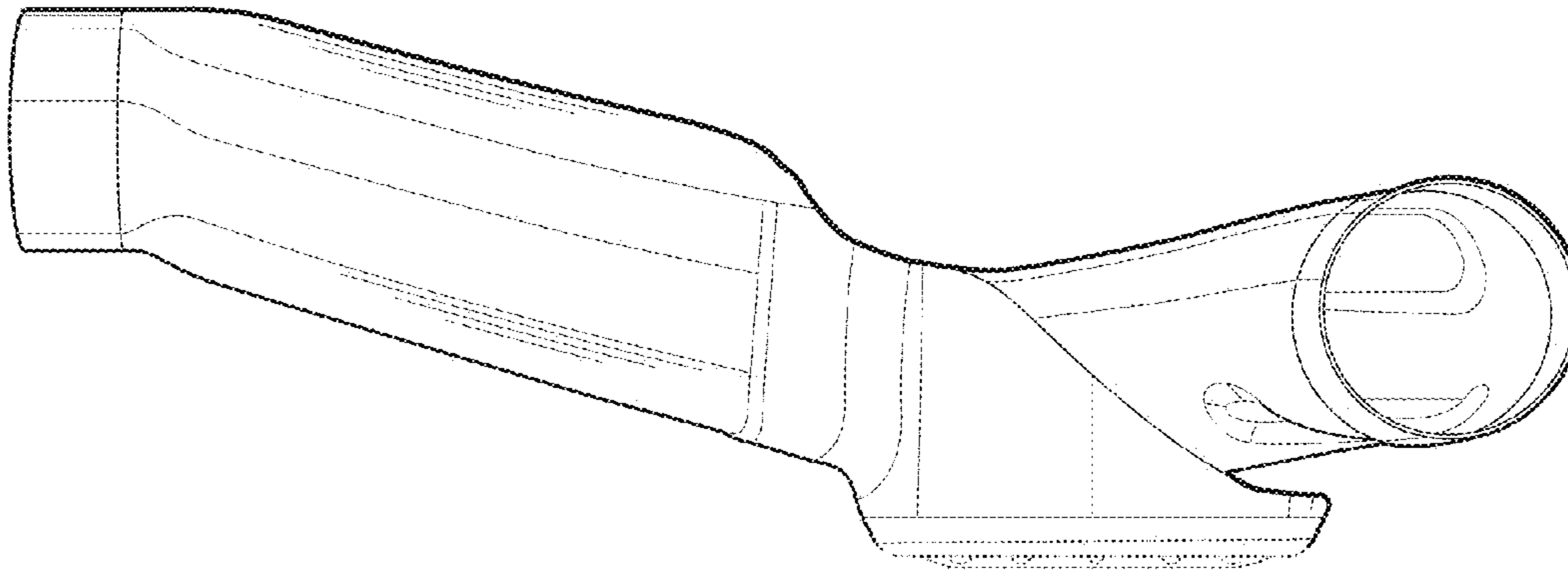


FIG. 3

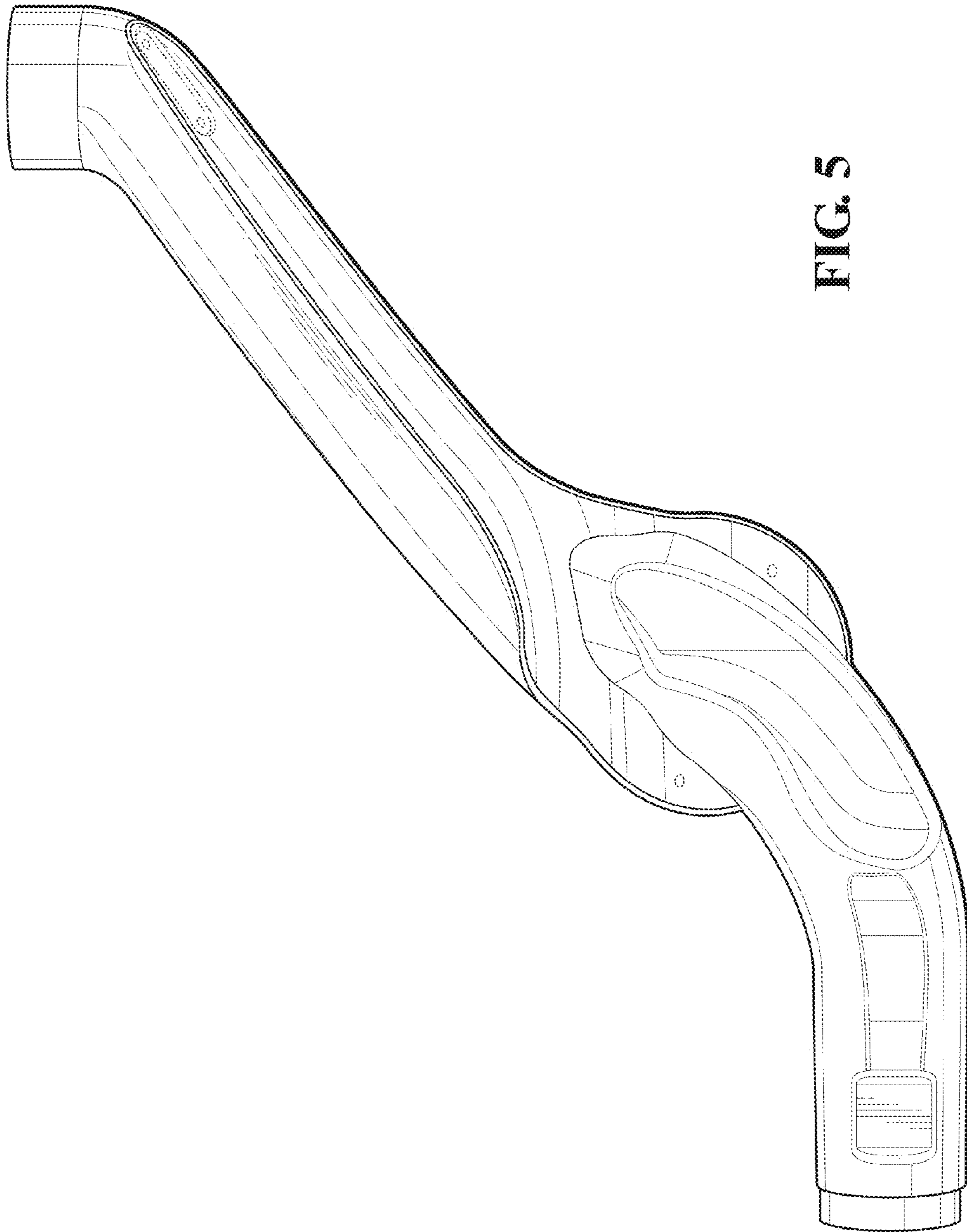


FIG. 5

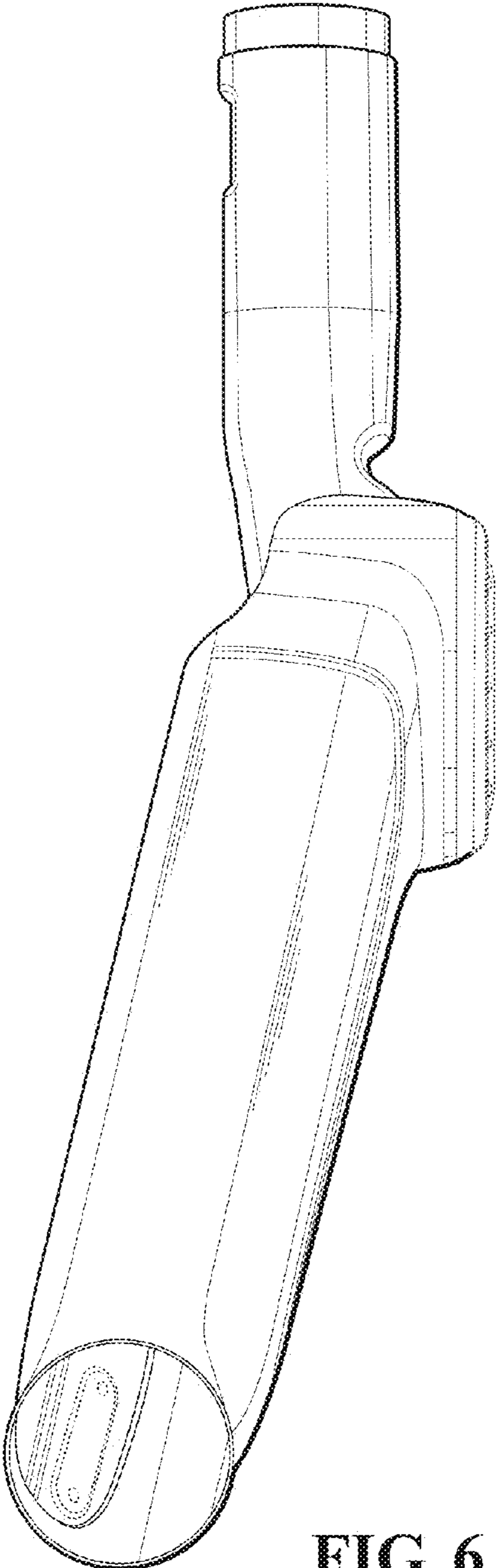


FIG. 6

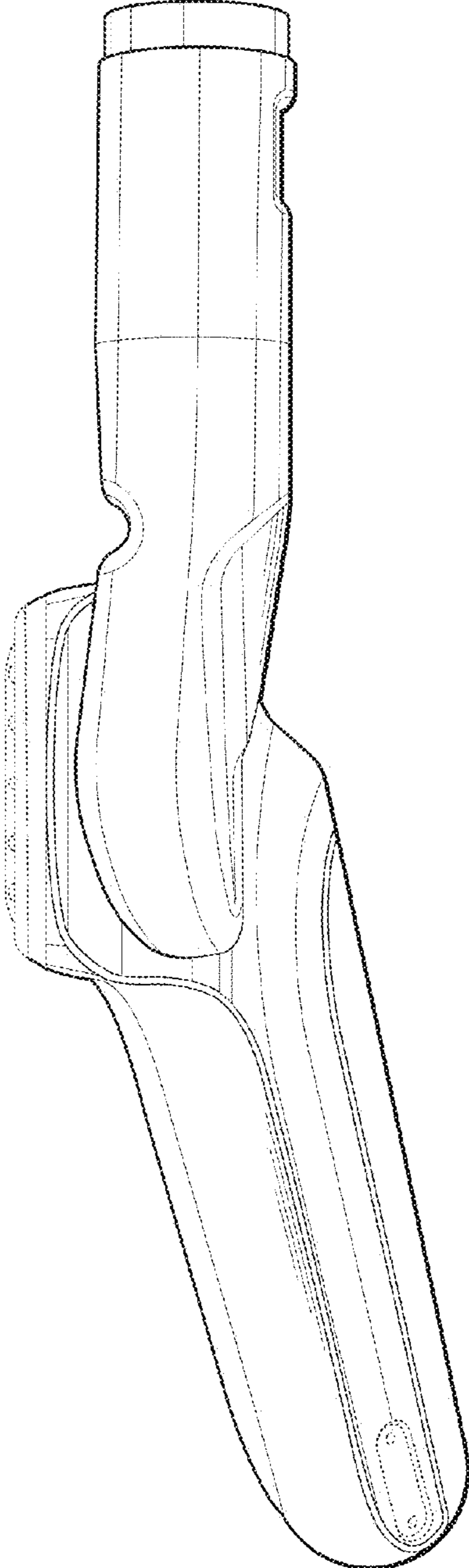


FIG. 7

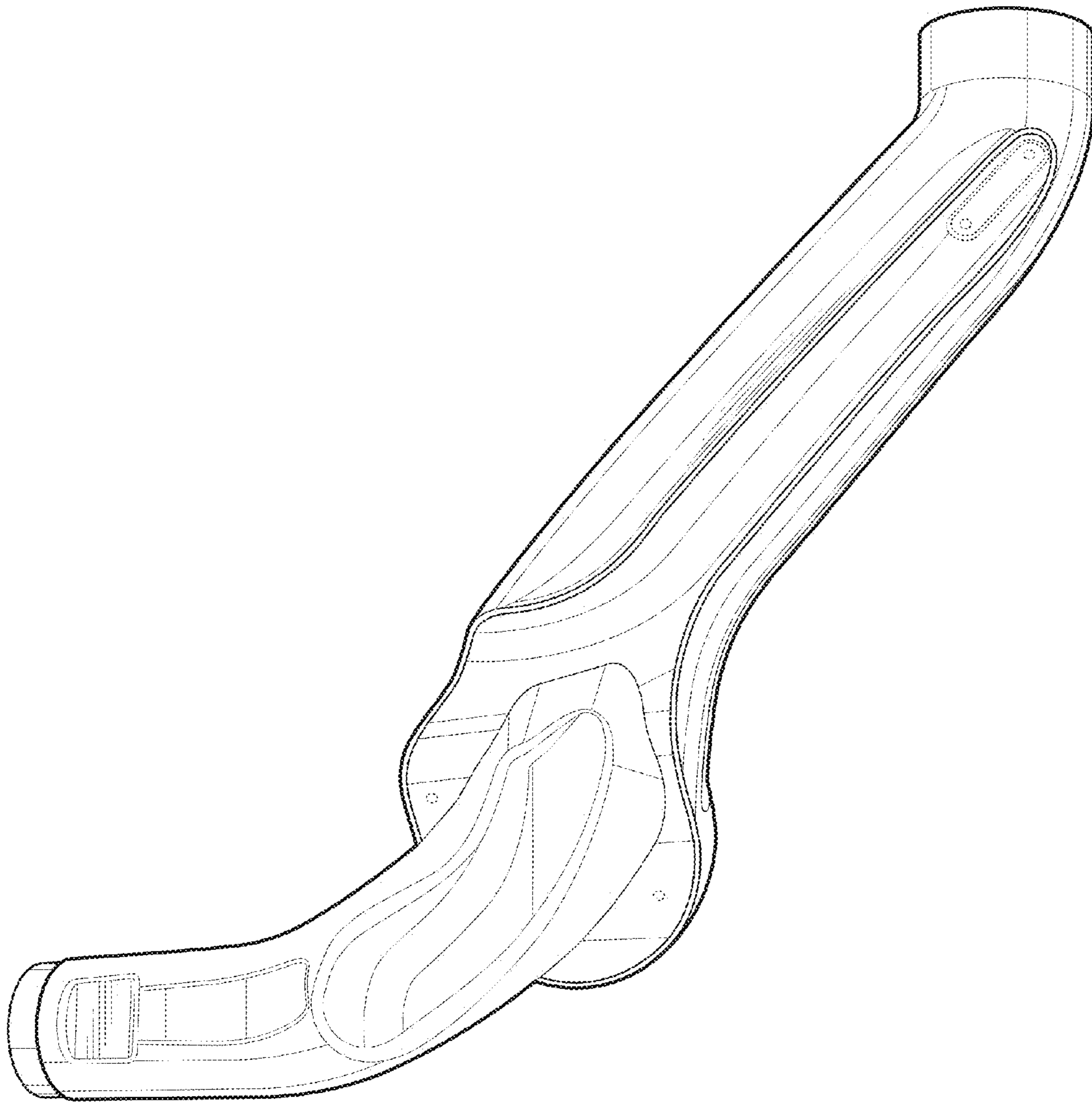


FIG. 8