



US00D752055S

(12) **United States Design Patent**  
**Aryeh**

(10) **Patent No.:** **US D752,055 S**  
(45) **Date of Patent:** **\*\* Mar. 22, 2016**

(54) **TABLET HOLDER**

(71) Applicant: **Alexandra Aryeh**, New York, NY (US)

(72) Inventor: **Alexandra Aryeh**, New York, NY (US)

(\*\*) Term: **14 Years**

(21) Appl. No.: **29/520,087**

(22) Filed: **Mar. 11, 2015**

(51) **LOC (10) Cl.** ..... **08-07**

(52) **U.S. Cl.**

USPC ..... **D14/447**

(58) **Field of Classification Search**

USPC ..... D14/447, 432, 434, 439, 440, 451, 452,  
D14/457, 250, 251, 253; D3/218; D6/406.3,  
D6/406.4, 406.5, 406.6

CPC ..... A45C 2011/003; A45C 2011/002;  
A45C 13/002; A47B 2023/049; A47B  
2097/005; A47B 2097/006; A47B 21/04;  
A47B 23/00; A47B 23/043; A47B 2021/0307;  
A47B 2023/005; F16M 2200/00; H04B  
1/3888; H04M 1/04; H04M 1/185

See application file for complete search history.

(56) **References Cited**

**U.S. PATENT DOCUMENTS**

D495,705 S \* 9/2004 Borsboom ..... D14/371  
D591,249 S \* 4/2009 Chen ..... D14/126  
D666,213 S \* 8/2012 Fahrberger ..... D14/496  
D714,773 S \* 10/2014 Derrig ..... D14/253

D715,803 S \* 10/2014 Major ..... D14/447  
D715,805 S \* 10/2014 Hilton ..... D14/447  
D719,575 S \* 12/2014 Elliott ..... D14/440  
D719,957 S \* 12/2014 Elliott ..... D14/440  
D722,058 S \* 2/2015 Elliott ..... D14/440  
D732,043 S \* 6/2015 Elliott ..... D14/440  
2011/0139945 A1 \* 6/2011 Fahrberger ..... H04M 1/04  
248/121  
2013/0137337 A1 \* 5/2013 Park ..... A63H 3/003  
446/73  
2015/0136644 A1 \* 5/2015 Major ..... A45C 11/00  
206/736

\* cited by examiner

*Primary Examiner* — Angela J Lee

(74) *Attorney, Agent, or Firm* — Michael J. Striker


(57) **CLAIM**

I claim the ornamental design for a tablet holder, as shown and described.

**DESCRIPTION**

FIG. 1 is a front ¾ perspective view of a tablet holder showing my new design;  
FIG. 2 is a rear ¾ perspective view thereof;  
FIG. 3 is a front elevation view thereof;  
FIG. 4 is a rear elevation view thereof;  
FIG. 5 is a left side elevation view thereof;  
FIG. 6 is a right side elevation view thereof;  
FIG. 7 is a top plan view thereof;  
FIG. 8 is a bottom plan view thereof; and,  
FIG. 9 is a front ¾ perspective view showing the tablet holder in use.

**1 Claim, 8 Drawing Sheets**






FIG.1




FIG.2






FIG.3




FIG.4

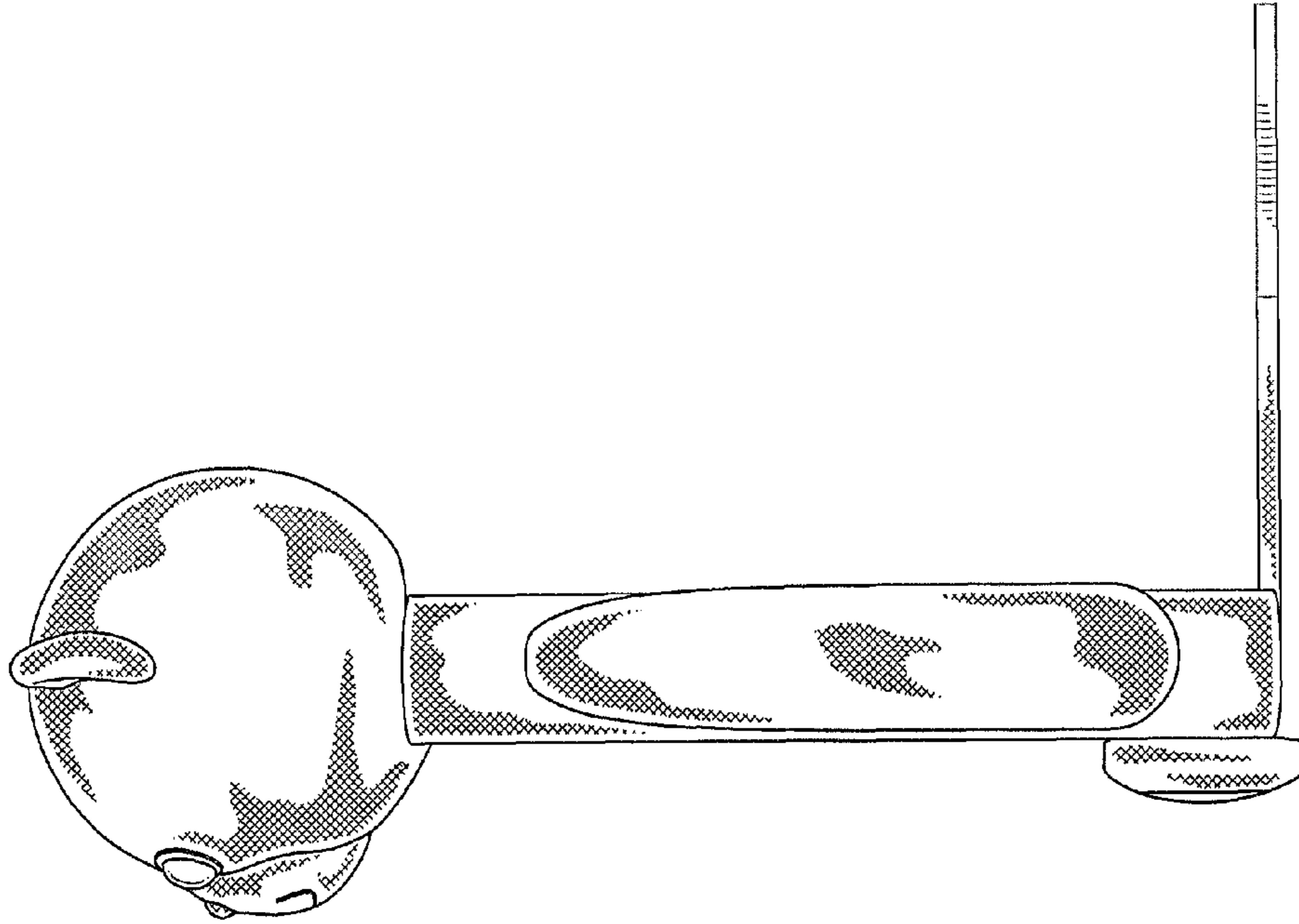


FIG. 6

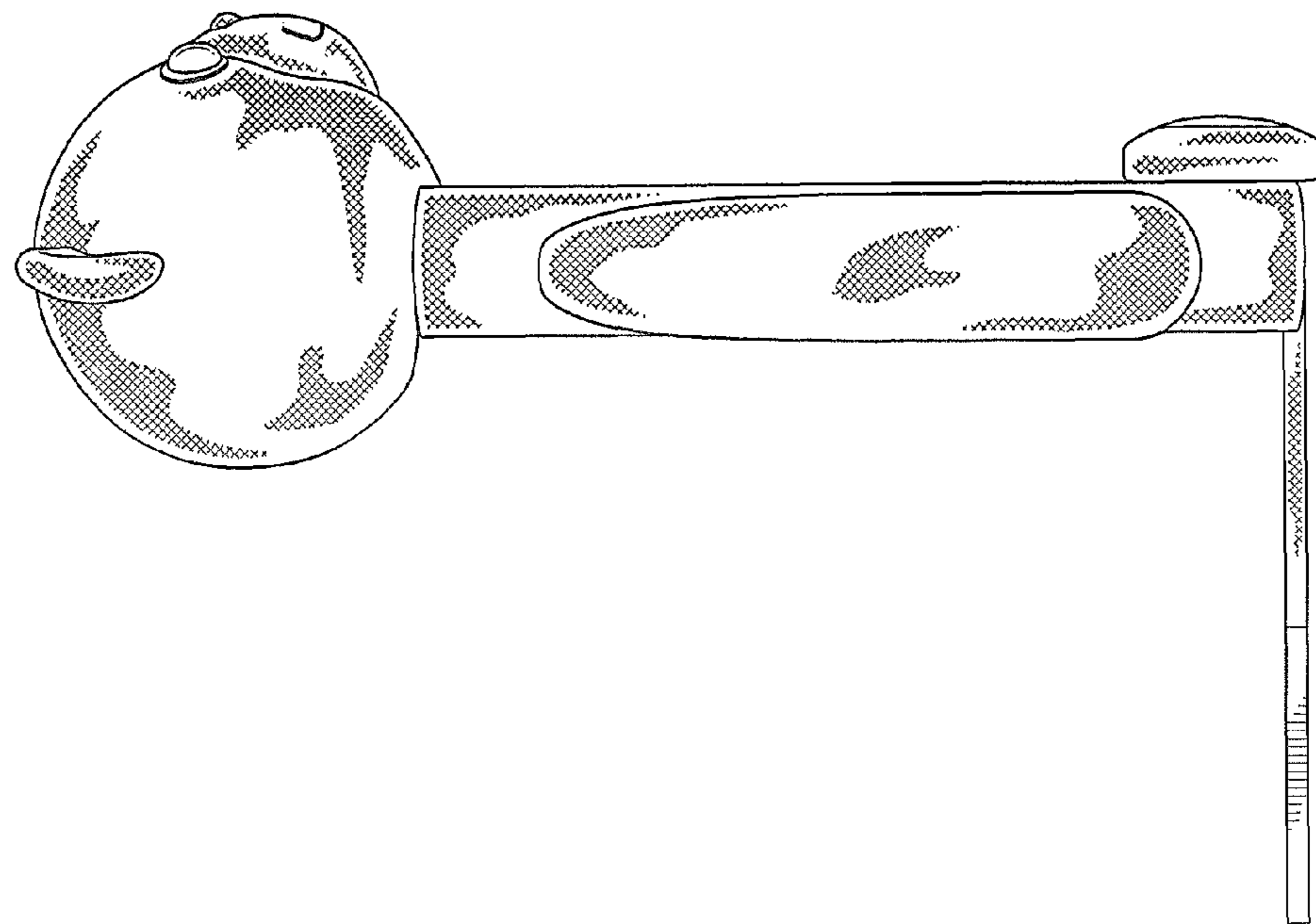


FIG. 5



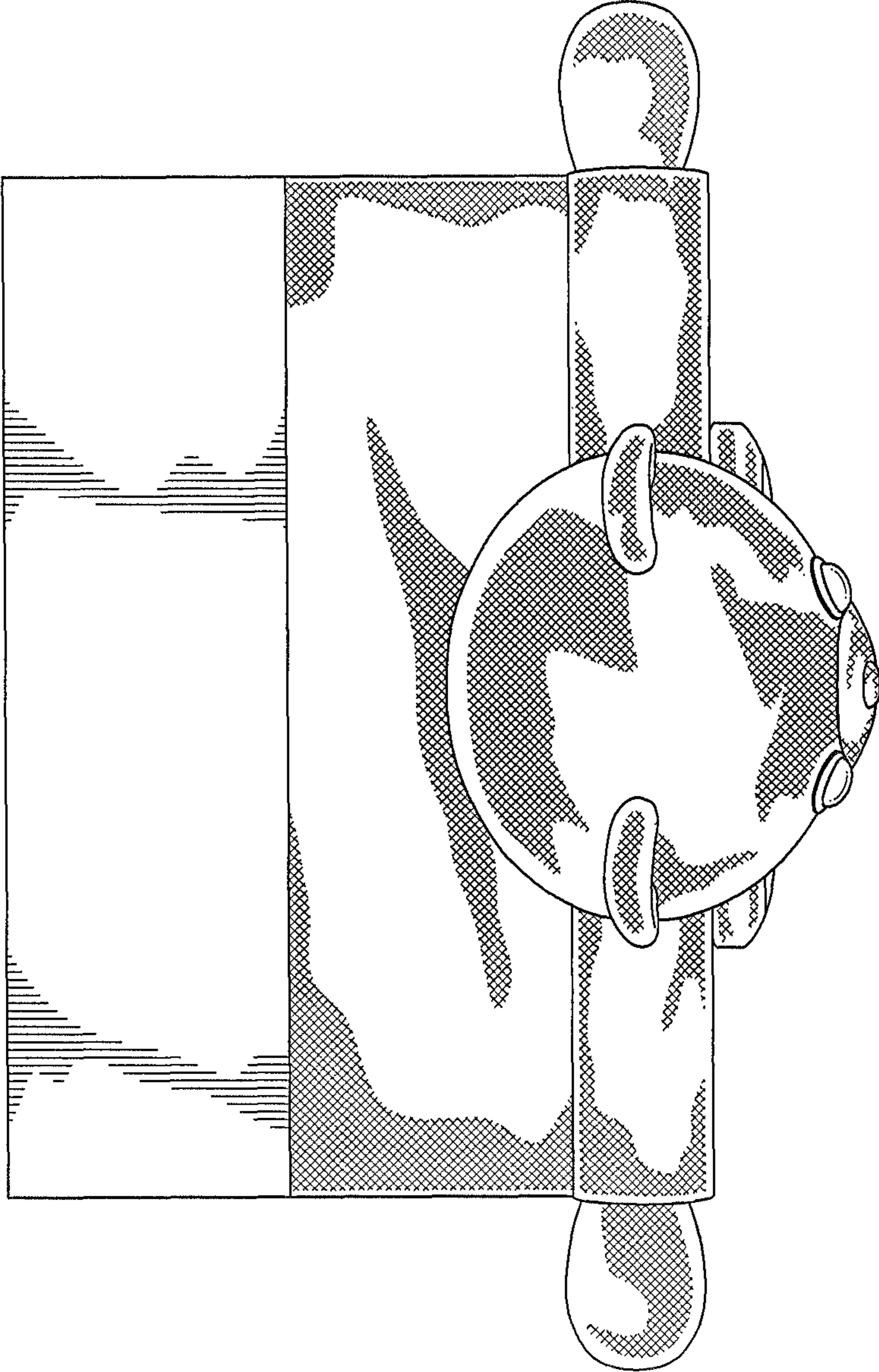


FIG. 7

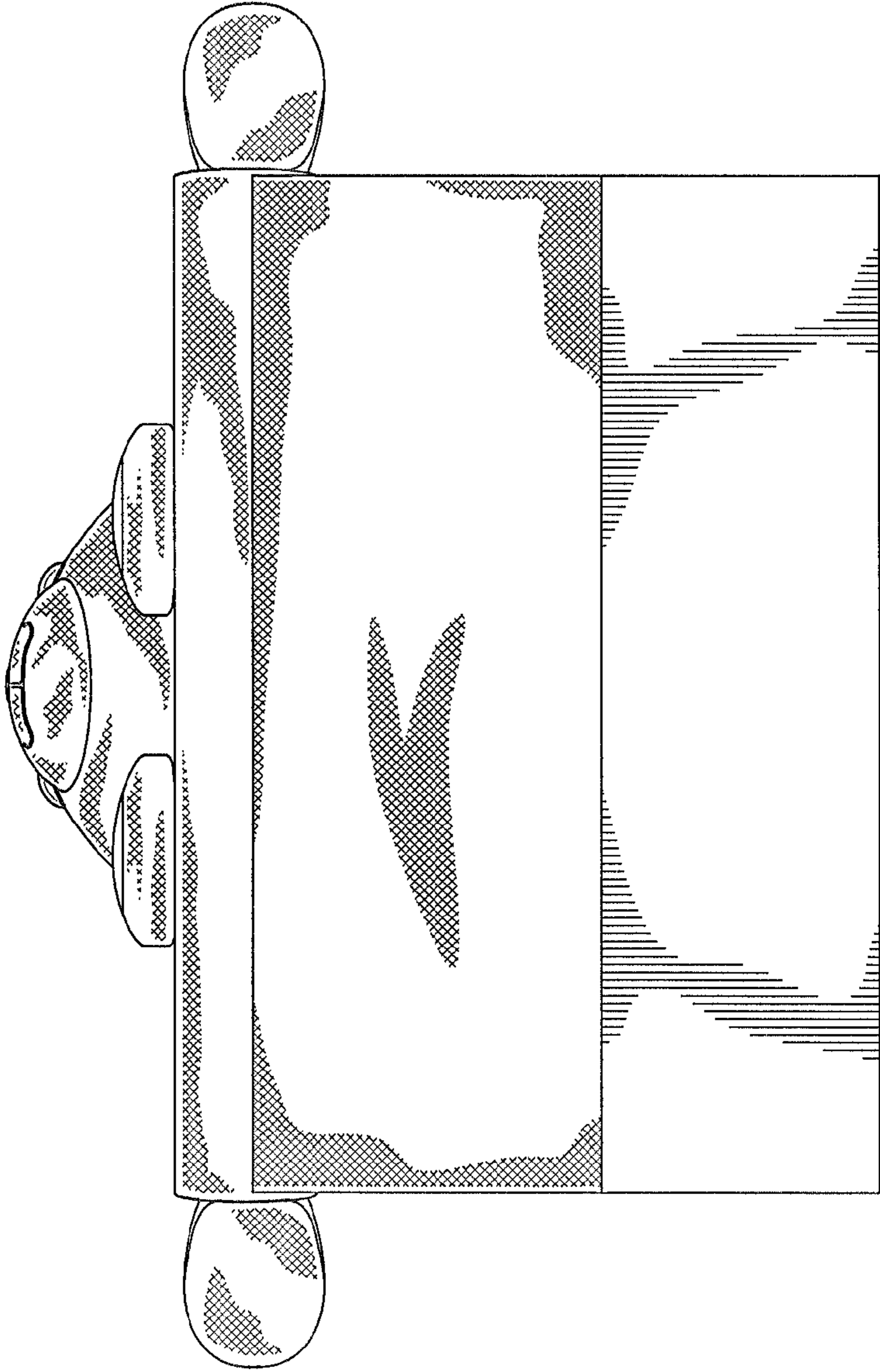


FIG.8






FIG. 9