



US00D752046S

(12) **United States Design Patent**
Jun

(10) **Patent No.:** **US D752,046 S**
(45) **Date of Patent:** **** Mar. 22, 2016**

(54) **ELECTRONIC DEVICE**

(71) Applicant: **Samsung Electronics Co., Ltd.**,
Suwon-si (KR)

(72) Inventor: **Young Joong Jun**, Seoul (KR)

(73) Assignee: **SAMSUNG ELECTRONICS CO., LTD.** (KR)

(**) Term: **14 Years**

(21) Appl. No.: **29/500,247**

(22) Filed: **Aug. 22, 2014**

(30) **Foreign Application Priority Data**

Feb. 22, 2014 (KR) 30-2014-0009017

(51) **LOC (10) Cl.** **14-02**

(52) **U.S. Cl.**

USPC **D14/344**

(58) **Field of Classification Search**

USPC D14/341-347, 371, 426, 427; D11/3;
D10/30-39, 70, 128

CPC A61B 2017/60442; A61B 2017/6824;
A61B 5/681; A61B 5/02438; A61B 5/1112;
A61B 5/0022; H04B 1/385; A44C 5/14;
A44C 5/12

See application file for complete search history.

(56) **References Cited**

U.S. PATENT DOCUMENTS

D560,520 S * 1/2008 Oberrieder D10/65
D567,227 S * 4/2008 Hada D11/4
D673,334 S * 12/2012 Guo D30/152
D711,002 S * 8/2014 Ohnemus D24/186
D715,675 S * 10/2014 Ma D11/3

D720,074 S * 12/2014 Suvilaakso D24/167
D721,701 S * 1/2015 Al-Nasser D14/344
D726,140 S * 4/2015 Park D14/138 R
D727,195 S * 4/2015 Wanliss-Orlebar D11/3
D729,650 S * 5/2015 Phillips D10/32
D730,209 S * 5/2015 Wolos D10/70
D730,211 S * 5/2015 Behar D10/70
D730,347 S * 5/2015 Jung D14/344
D733,130 S * 6/2015 Kim D14/344
D733,133 S * 6/2015 Kim D14/344
D736,652 S * 8/2015 Isaacs D10/32
D738,877 S * 9/2015 Kim D14/344
2012/0122519 A1* 5/2012 Jochheim H04B 1/385
455/556.1
2013/0211204 A1* 8/2013 Caduff A45F 3/14
600/300
2013/0217978 A1* 8/2013 Ma A61B 5/02438
600/301

* cited by examiner

Primary Examiner — Mary Ann Calabrese
Assistant Examiner — Jennifer L Rempfer
(74) *Attorney, Agent, or Firm* — Cantor Colburn LLP

(57) **CLAIM**

I claim, the ornamental design for electronic device, as shown and described.

DESCRIPTION

FIG. 1 is a front perspective view of electronic device, showing my new design;
FIG. 2 is a front view thereof;
FIG. 3 is a rear view thereof;
FIG. 4 is a side view thereof;
FIG. 5 is another side view thereof;
FIG. 6 is a top plan view thereof; and,
FIG. 7 is a bottom plan view thereof.
The broken line features of the electronic device form no part of the claim.

1 Claim, 7 Drawing Sheets

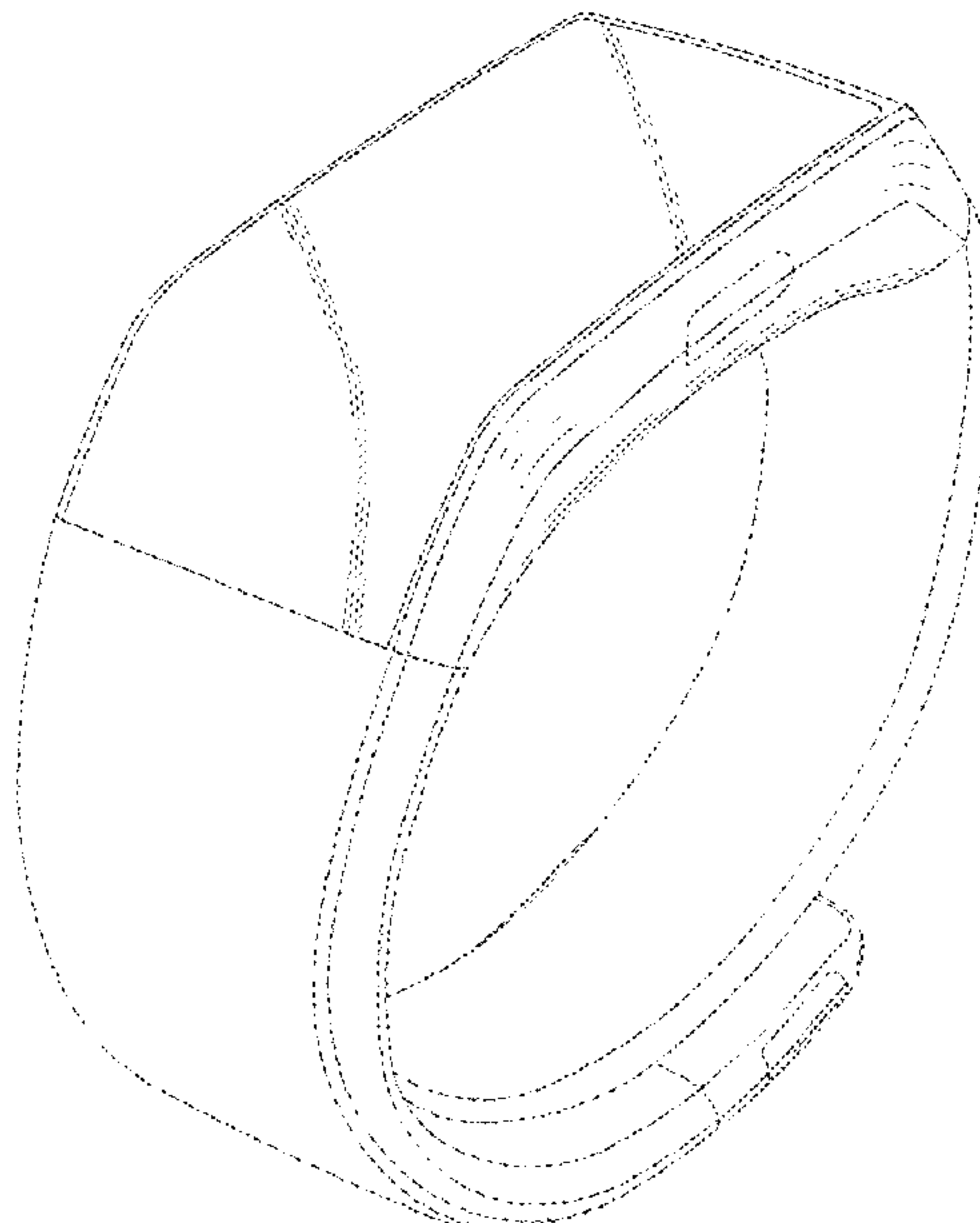


Fig. 1

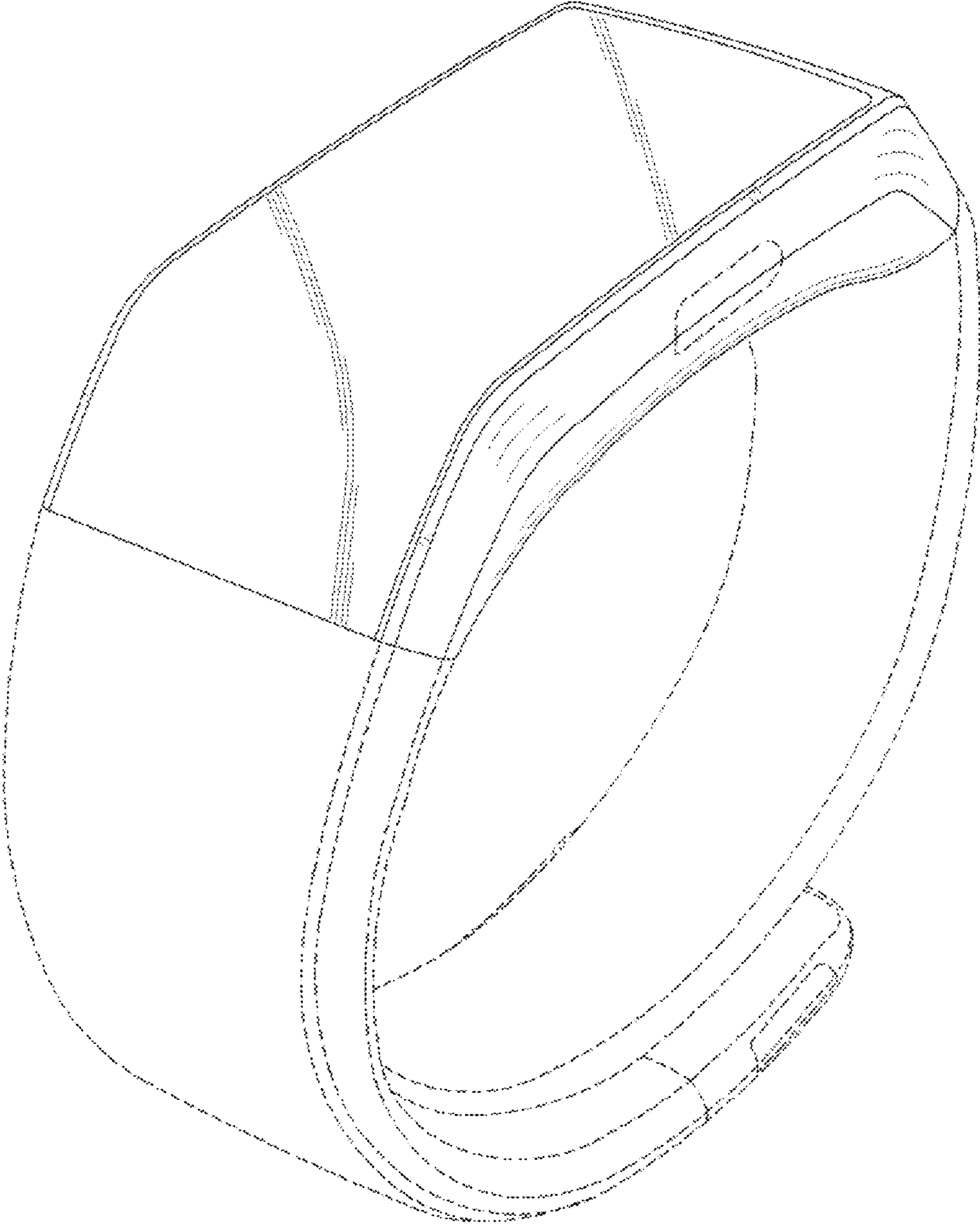


Fig. 2




Fig. 3

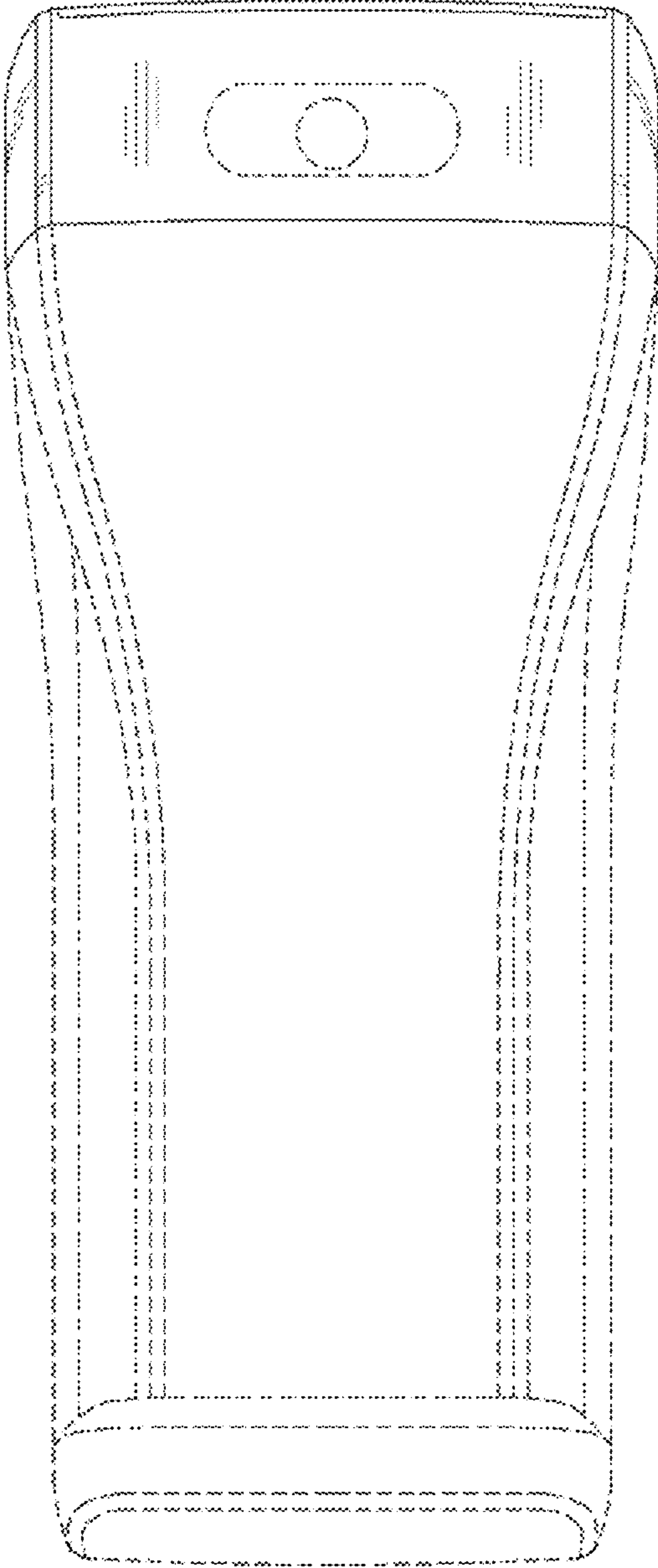


Fig. 4

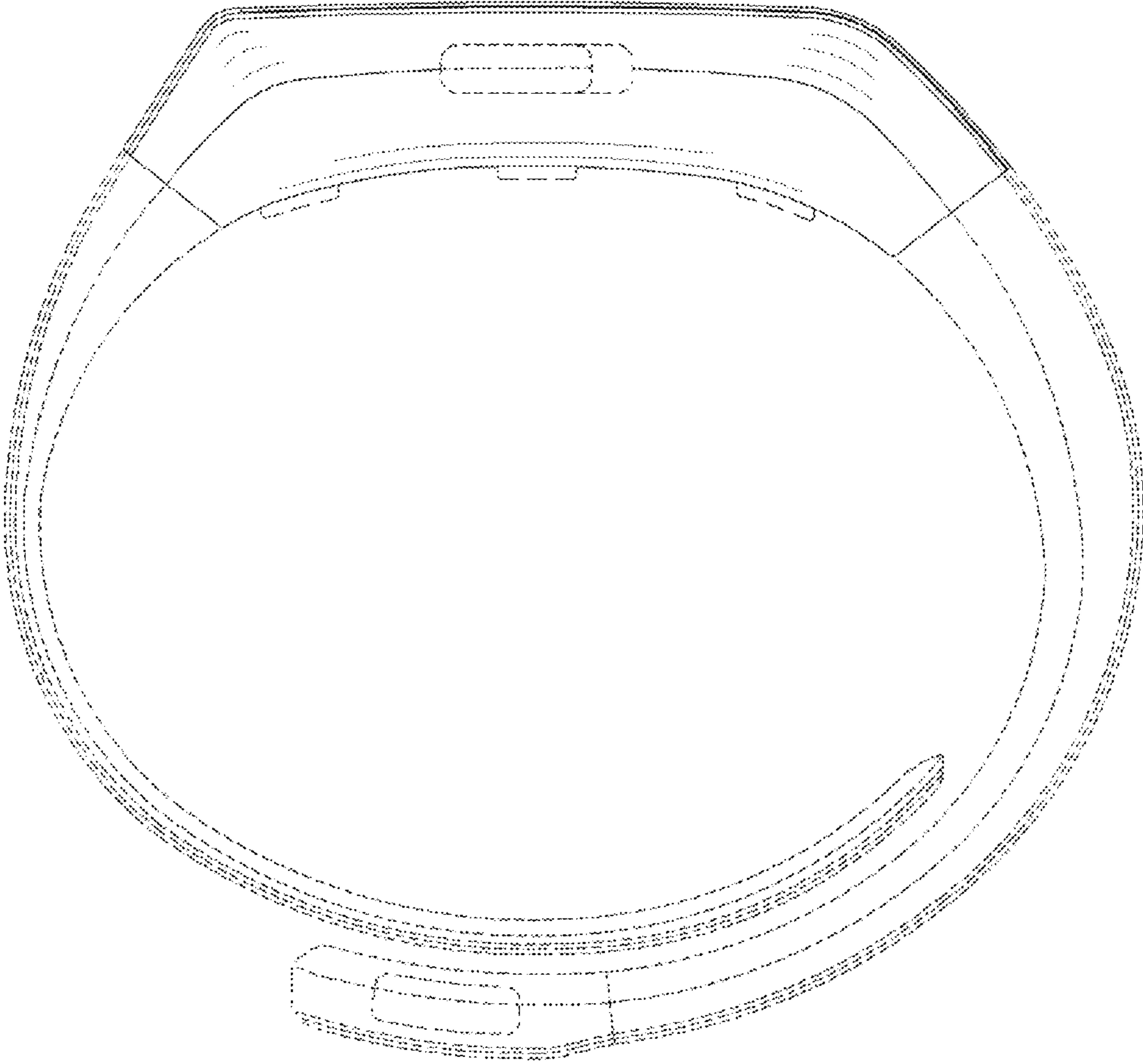


Fig. 5

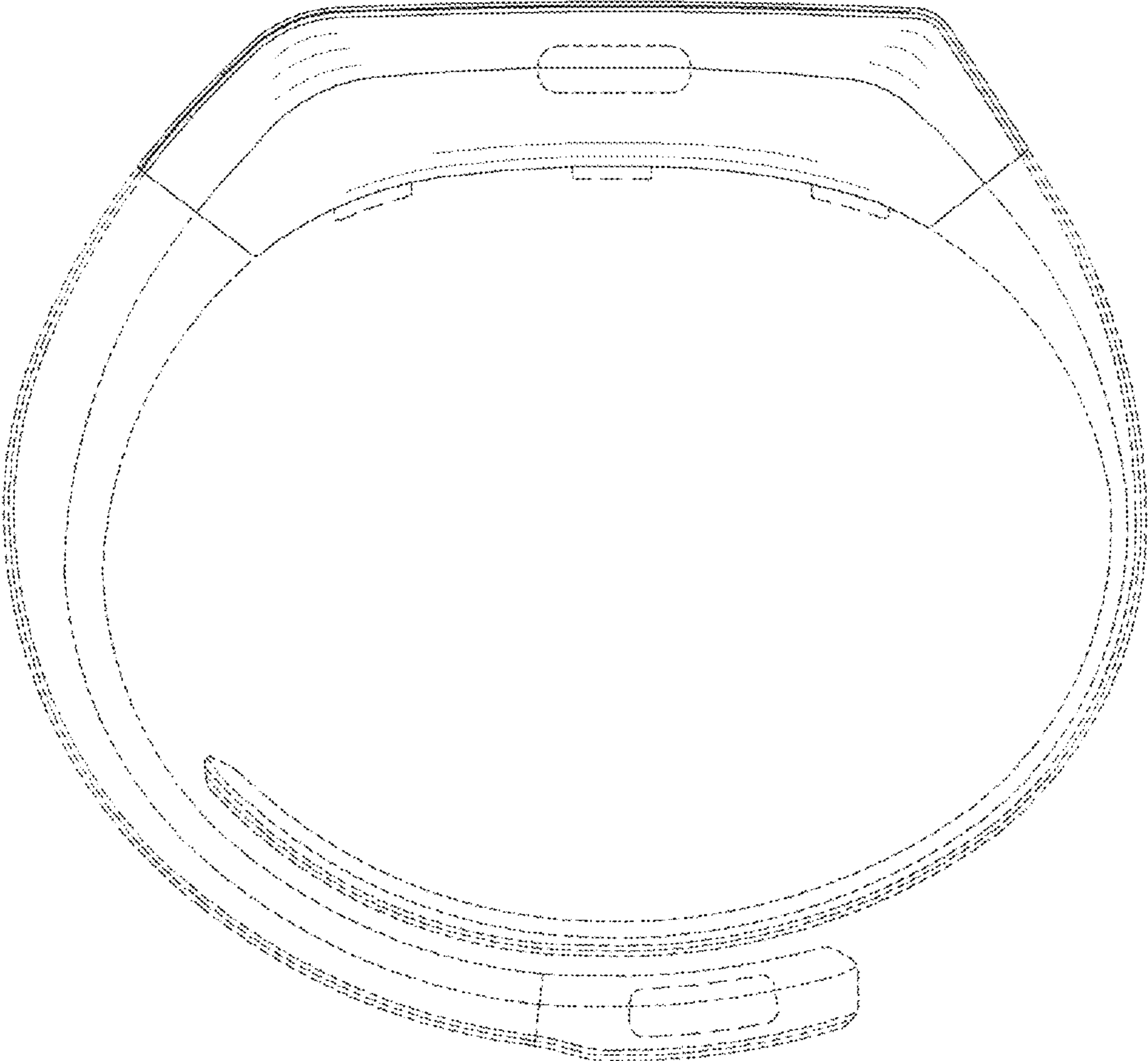


Fig. 6

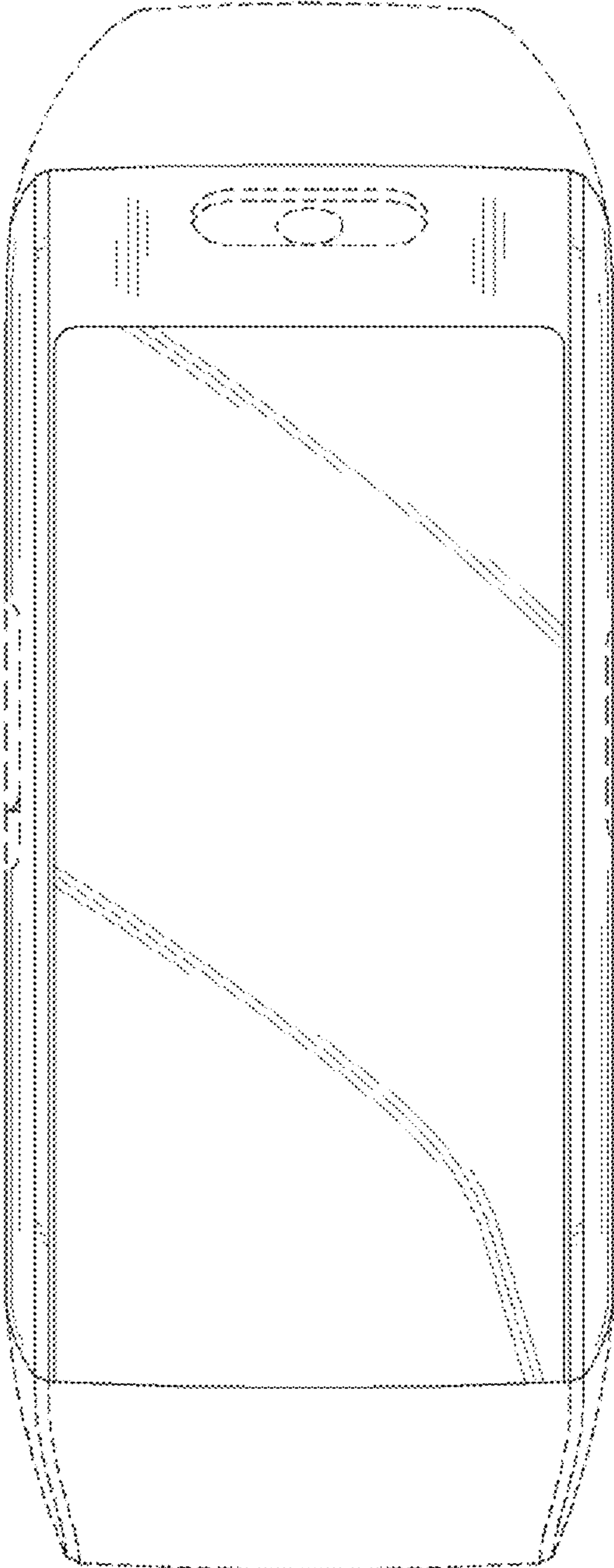


Fig. 7

