



US00D752038S

(12) **United States Design Patent**  
**Kotaniemi et al.**

(10) **Patent No.:** **US D752,038 S**  
(45) **Date of Patent:** **\*\* Mar. 22, 2016**

(54) **TABLET PC**

(71) Applicant: **Aitico Oy**, Lahti (FI)

(72) Inventors: **Sari Kotaniemi**, Oulo (FI); **Juho Tuovila**, Oulu (FI); **Harri Ahola**, Oulunsalo (FI); **Marko Puharinen**, Kuopio (FI); **Tommi Takkinen**, Oulu (FI); **Evgeny Lykov**, Mestakyla (FI)

(73) Assignee: **AITICO OY**, Lahti (FI)

(\*\*) Term: **14 Years**

(21) Appl. No.: **29/469,620**

(22) Filed: **Oct. 11, 2013**

(30) **Foreign Application Priority Data**

May 13, 2013 (EM) ..... 002235929

(51) **LOC (10) Cl.** ..... **14-02**

(52) **U.S. Cl.**  
USPC ..... **D14/341**

(58) **Field of Classification Search**  
USPC ..... D14/341-347, 137, 138 R, 138 AA, D14/138 C, 138 G, 496, 203.1, 203.3, 203.4, D14/203.7, 129, 130, 147, 218, 247, 248, D14/250, 374, 385, 388, 389, 315-318, 407, D14/420, 426, 439; D10/50, 104.1; D21/329; D16/200, 202, 208, 219  
CPC ..... H04M 1/0202; H04M 1/0264; H04M 1/0214; H04M 1/0279; H04M 1/0281; H04M 1/0283; H04M 1/72544; H04M 1/72552; G06F 1/1613; G06F 1/1624; G06F 1/1626; G06F 1/165; G06F 3/0485; G06F 3/0488  
See application file for complete search history.

(56) **References Cited**

**U.S. PATENT DOCUMENTS**

D350,555 S \* 9/1994 Field et al. .... D16/221  
D605,194 S \* 12/2009 Hakoda ..... D14/345

D624,071 S \* 9/2010 Dan ..... D14/341  
D625,307 S \* 10/2010 Cheng ..... D14/341  
D667,825 S \* 9/2012 Jung ..... D14/341  
D671,940 S \* 12/2012 Kim ..... D14/374  
D673,147 S \* 12/2012 Tang et al. .... D14/341  
D684,553 S \* 6/2013 Kim et al. .... D14/138 G  
D687,406 S \* 8/2013 Xia et al. .... D14/138 G  
D687,826 S \* 8/2013 Jeon et al. .... D14/341  
D688,661 S \* 8/2013 Ho et al. .... D14/341  
D692,420 S \* 10/2013 McManigal et al. .... D14/341  
D698,787 S \* 2/2014 Kim ..... D14/341  
D702,228 S \* 4/2014 Park ..... D14/341  
D702,681 S \* 4/2014 Sugiyama et al. .... D14/341  
D705,775 S \* 5/2014 Canizares et al. .... D14/341  
D714,286 S \* 9/2014 Kim et al. .... D14/341  
D714,784 S \* 10/2014 Park ..... D14/341  
D723,490 S \* 3/2015 Song et al. .... D14/138 G  
D723,547 S \* 3/2015 Zhou ..... D14/341  
2013/0342977 A1 \* 12/2013 Chang et al. .... 361/679.01

\* cited by examiner

*Primary Examiner* — Barbara Fox

*Assistant Examiner* — Dana K Weiland

(74) *Attorney, Agent, or Firm* — Klauber & Jackson LLC

(57) **CLAIM**


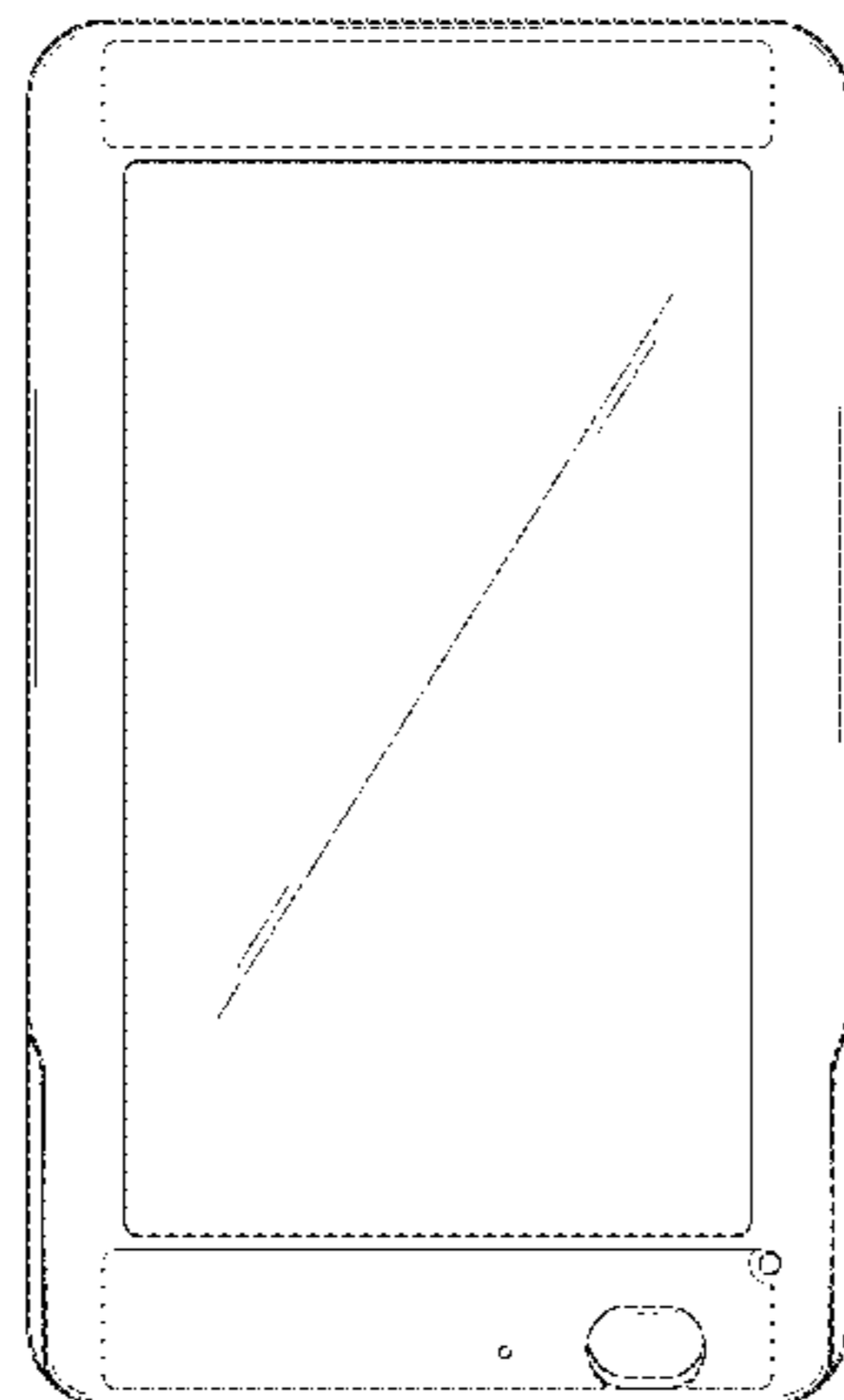
The ornamental design for a tablet PC, as shown and described.

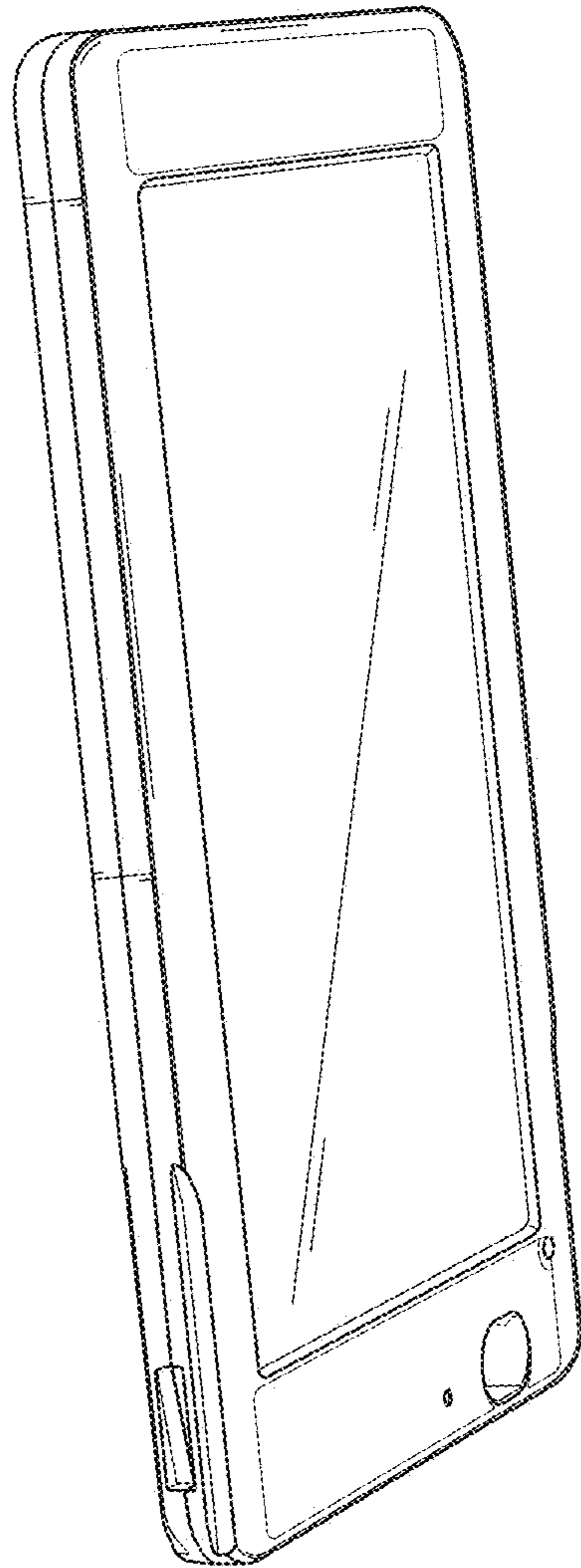
**DESCRIPTION**

FIG. 1 is a perspective view of the front and right side of a tablet PC showing our new design;  
FIG. 2 is a front view of the tablet PC of FIG. 1, rotated 90 degrees in the clockwise direction;  
FIG. 3 is a rear view thereof;  
FIG. 4 is a left side view thereof;  
FIG. 5 is a right side view thereof;  
FIG. 6 is a top view thereof; and,  
FIG. 7 is a bottom view thereof.

The broken lines shown in the drawings represent portions of the tablet PC that form no part of the claimed design.

**1 Claim, 4 Drawing Sheets**





*FIG. 1*




FIG. 3

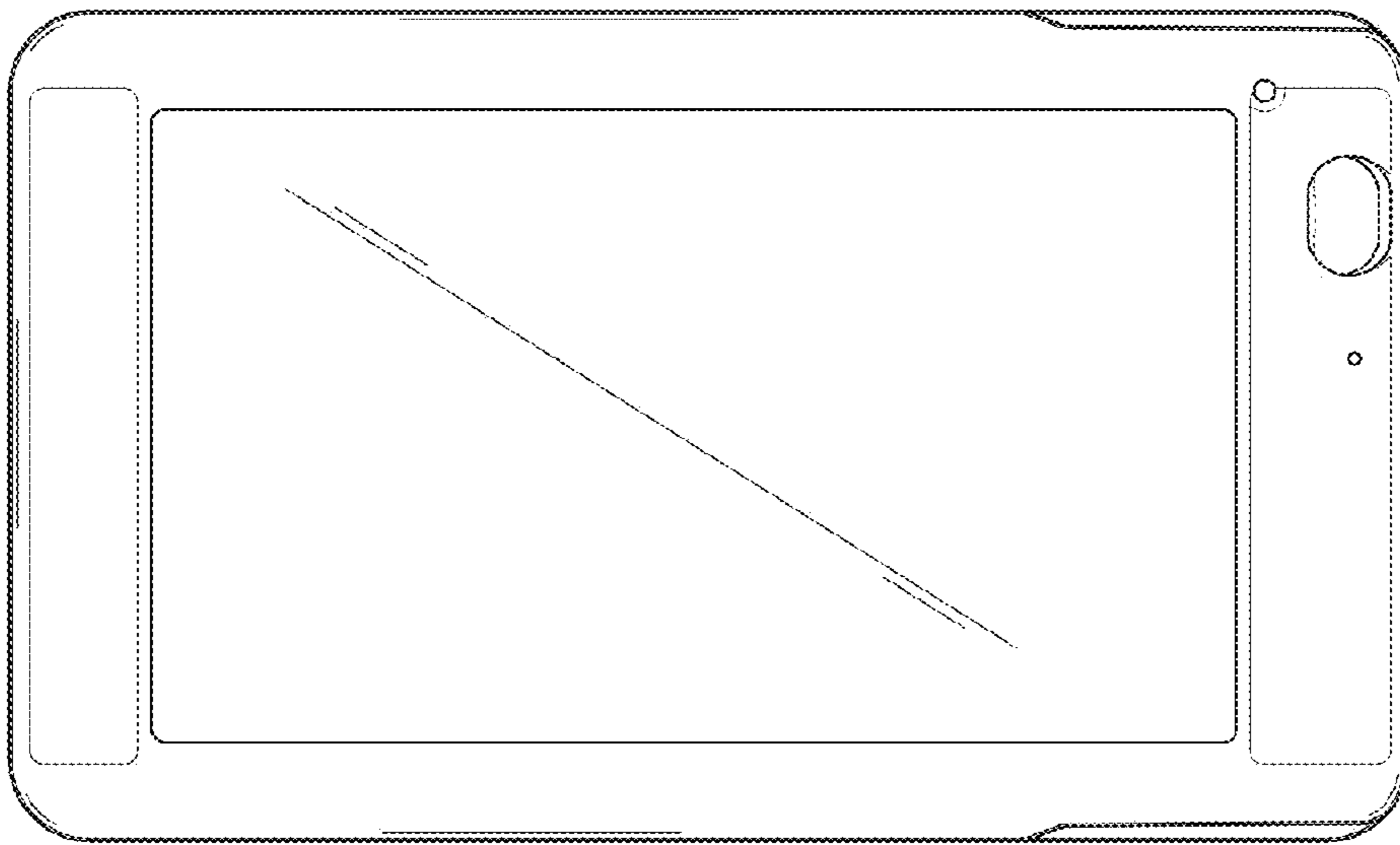


FIG. 2




FIG. 5

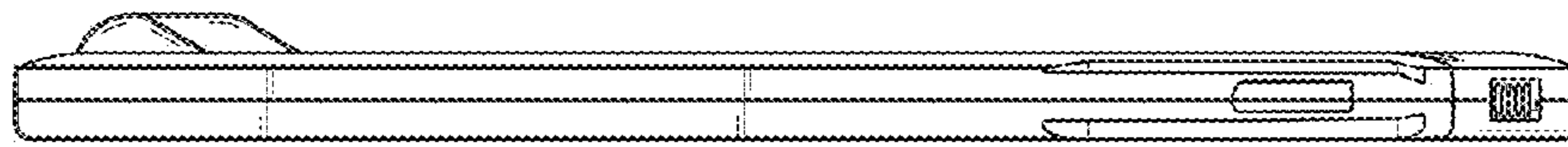



FIG. 4



*FIG. 6*



*FIG. 7*