



US00D752030S

(12) **United States Design Patent**
Sharif

(10) **Patent No.:** **US D752,030 S**
(45) **Date of Patent:** **** Mar. 22, 2016**

- (54) **CELL PHONE SUPPORT UNIT**
- (71) Applicant: **Wali Sharif**, Cottondale, AL (US)
- (72) Inventor: **Wali Sharif**, Cottondale, AL (US)
- (**) Term: **14 Years**
- (21) Appl. No.: **29/474,306**
- (22) Filed: **Aug. 7, 2014**
- (51) **LOC (10) Cl.** **14-03**
- (52) **U.S. Cl.**
USPC **D14/253**
- (58) **Field of Classification Search**
USPC D14/253, 251, 240, 217, 496, 440, 423;
D8/381
CPC H04M 1/00; H04M 1/04; H04M 1/06;
H04M 1/11
See application file for complete search history.

D508,918 S *	8/2005	Ritchey	D14/457
6,980,836 B1	12/2005	Skiles		
D517,347 S *	3/2006	Hamilton	D16/242
D555,163 S *	11/2007	Beilstein	D14/447
D555,655 S *	11/2007	Iu	D14/447
D584,531 S *	1/2009	Falter	D6/406.4
D631,009 S *	1/2011	Son	D13/108
D640,112 S *	6/2011	Smith	D8/71
D643,845 S *	8/2011	Hong	D14/447
D648,728 S *	11/2011	Atkins	D14/447
D664,148 S *	7/2012	Josefek	D14/459
D667,831 S *	9/2012	Stravitz	D14/447
D674,392 S *	1/2013	Cheng	D14/434
D681,625 S *	5/2013	Zehner	D14/253
D681,626 S *	5/2013	Zehner	D14/253
8,520,838 B1	8/2013	Madden		
D690,308 S *	9/2013	McCoy	D14/458
D692,009 S *	10/2013	Ashida	D14/447
D703,676 S *	4/2014	Smith	D14/447
D705,158 S *	5/2014	Gengler	D13/107
D705,722 S *	5/2014	Gengler	D13/107
D706,561 S *	6/2014	Buller	D6/682

(Continued)

Primary Examiner — Cynthia Underwood

(74) *Attorney, Agent, or Firm* — Paul R. Martin

(56) **References Cited**

U.S. PATENT DOCUMENTS

D215,536 S *	10/1969	Larsen	D6/601
D323,504 S *	1/1992	Langton	D14/142
D357,603 S *	4/1995	Wolff	D6/672
D362,565 S *	9/1995	Tubbs	D6/310
D365,461 S *	12/1995	Falter	D19/88
5,492,298 A *	2/1996	Walker	G06F 3/0395 248/346.01
D382,864 S *	8/1997	Walker	D14/459
5,678,800 A *	10/1997	Markussen	G06F 3/0395 248/118
5,692,815 A *	12/1997	Murphy	G06F 3/0395 108/26
5,711,560 A *	1/1998	Gilbertson	E05C 17/54 292/343
D414,166 S *	9/1999	De Paris	D14/447
6,543,949 B1 *	4/2003	Ritchey	A47B 21/0371 400/691
D476,662 S *	7/2003	Knieper	D14/460
D483,771 S *	12/2003	Esswein	D14/457
D488,816 S *	4/2004	Tyler	D14/457
6,912,408 B1	6/2005	O'Neill et al.		

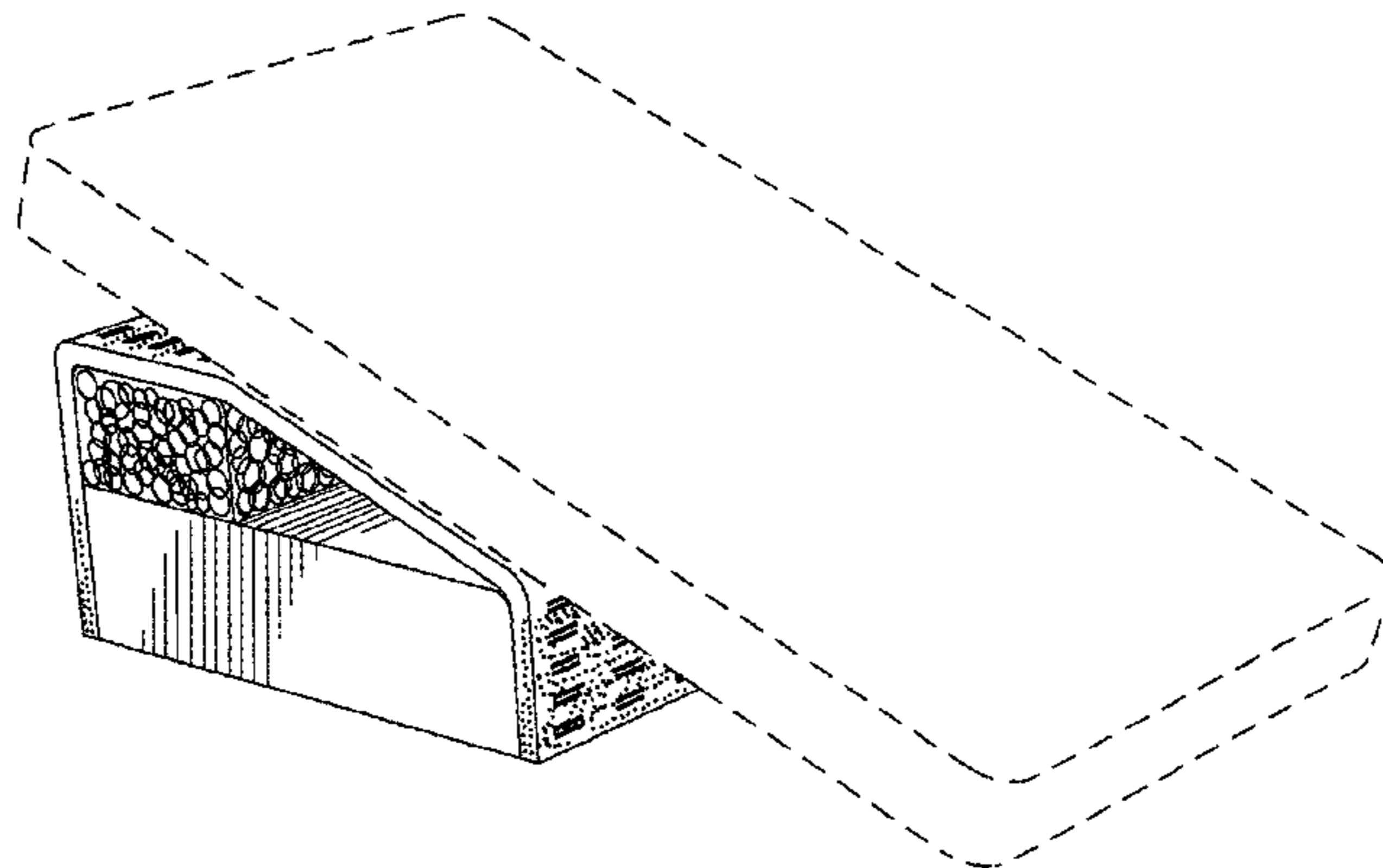
(57) **CLAIM**

The ornamental design for a cell phone support unit, as shown and described.

DESCRIPTION

FIG. 1 is a perspective view of the cell phone support unit of my new design, showing a cell phone positioned thereon.
 FIG. 2 is another perspective view thereof.
 FIG. 3 is a top plan view of the unit shown in FIG. 2.
 FIG. 4 is a bottom plan view thereof.
 FIG. 5 is a left side elevational view thereof.
 FIG. 6 is a right side elevational view thereof.
 FIG. 7 is a back elevational view thereof; and,
 FIG. 8 is a front elevational view thereof.
 The broken line figure in FIG. 1, outlining a cell phone, is an environmental element and forms no part of my new design.

1 Claim, 5 Drawing Sheets



(56)

References Cited

U.S. PATENT DOCUMENTS

D709,308 S * 7/2014 Buller D6/682
D711,316 S * 8/2014 Ryu D13/108
D712,175 S * 9/2014 Choi D6/406.6
D714,576 S * 10/2014 Buller D6/682.3
D714,774 S * 10/2014 Baumann D14/253
D718,742 S * 12/2014 Warner D14/217
D720,564 S * 1/2015 Buller D6/682

D726,458 S * 4/2015 Buller D6/683
D741,313 S * 10/2015 Moon D14/253
D741,314 S * 10/2015 Kwak D14/253
D741,336 S * 10/2015 Miniard D14/447
D741,846 S * 10/2015 Jeon D14/253
D741,847 S * 10/2015 Jeon D14/253
2008/0230672 A1 * 9/2008 Pachowski A47B 23/044
248/453
2013/0003291 A1 * 1/2013 Zhou F16M 11/041
361/679.41

* cited by examiner

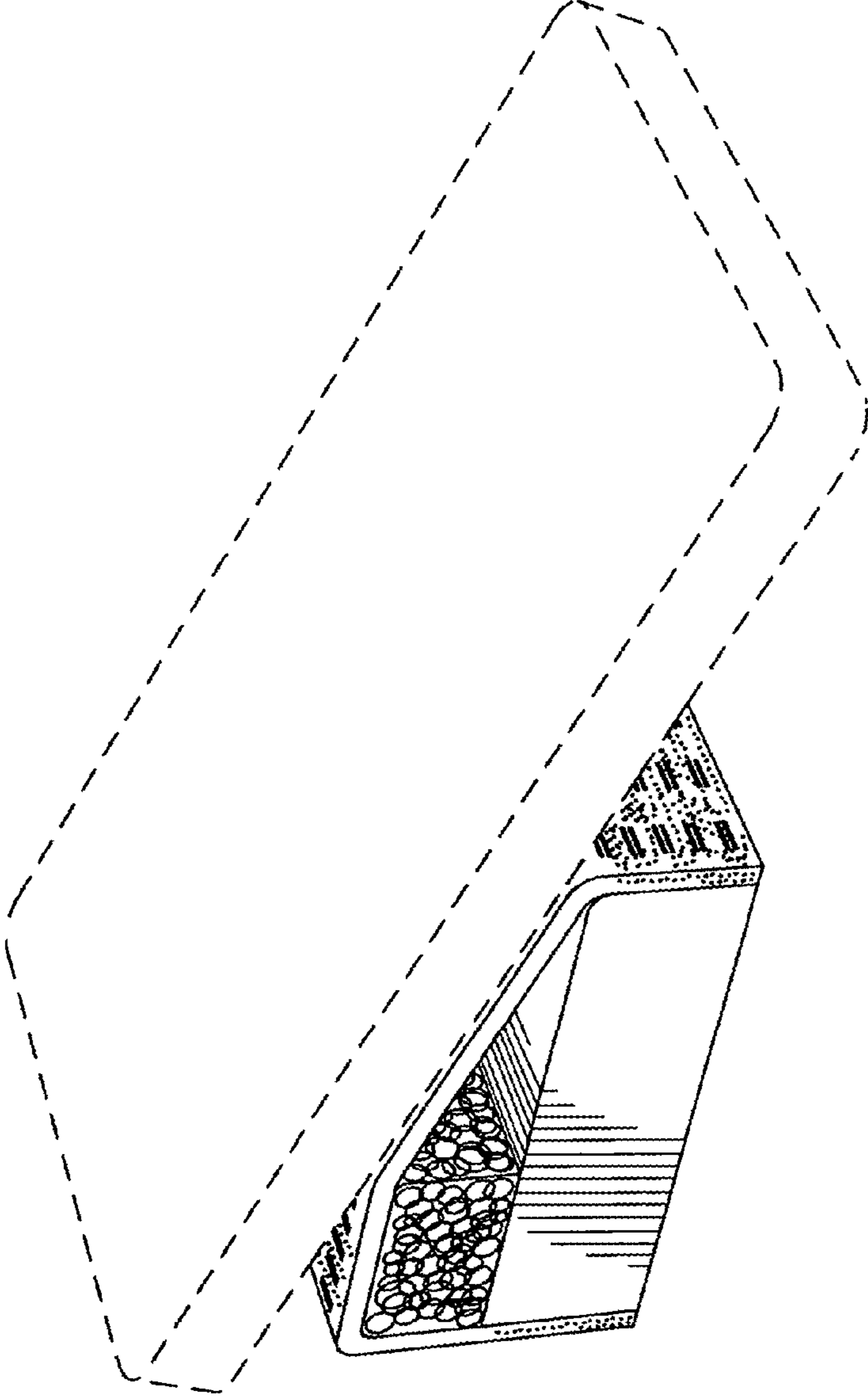


FIG. 1

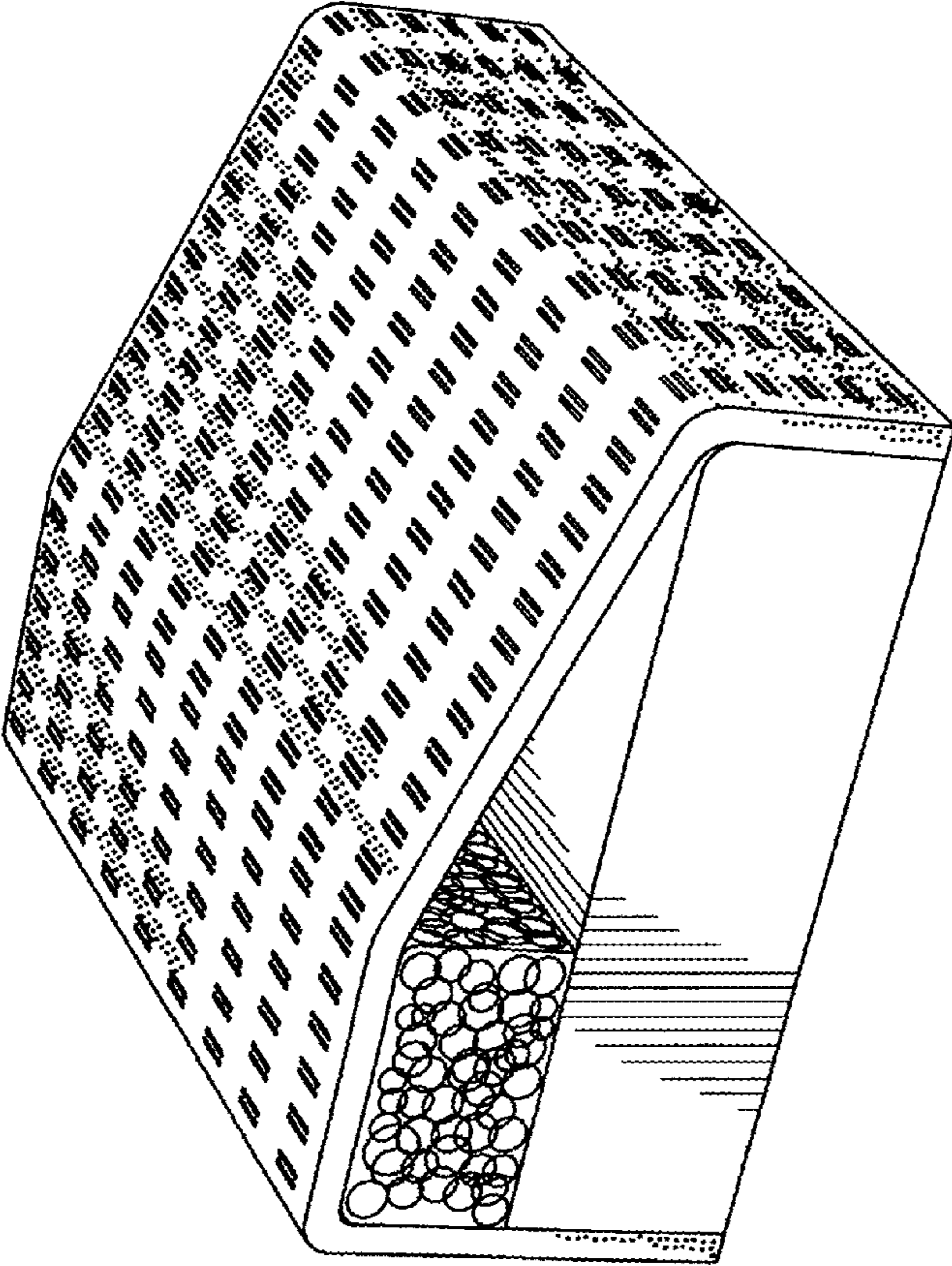


FIG. 2




FIG. 4




FIG. 3

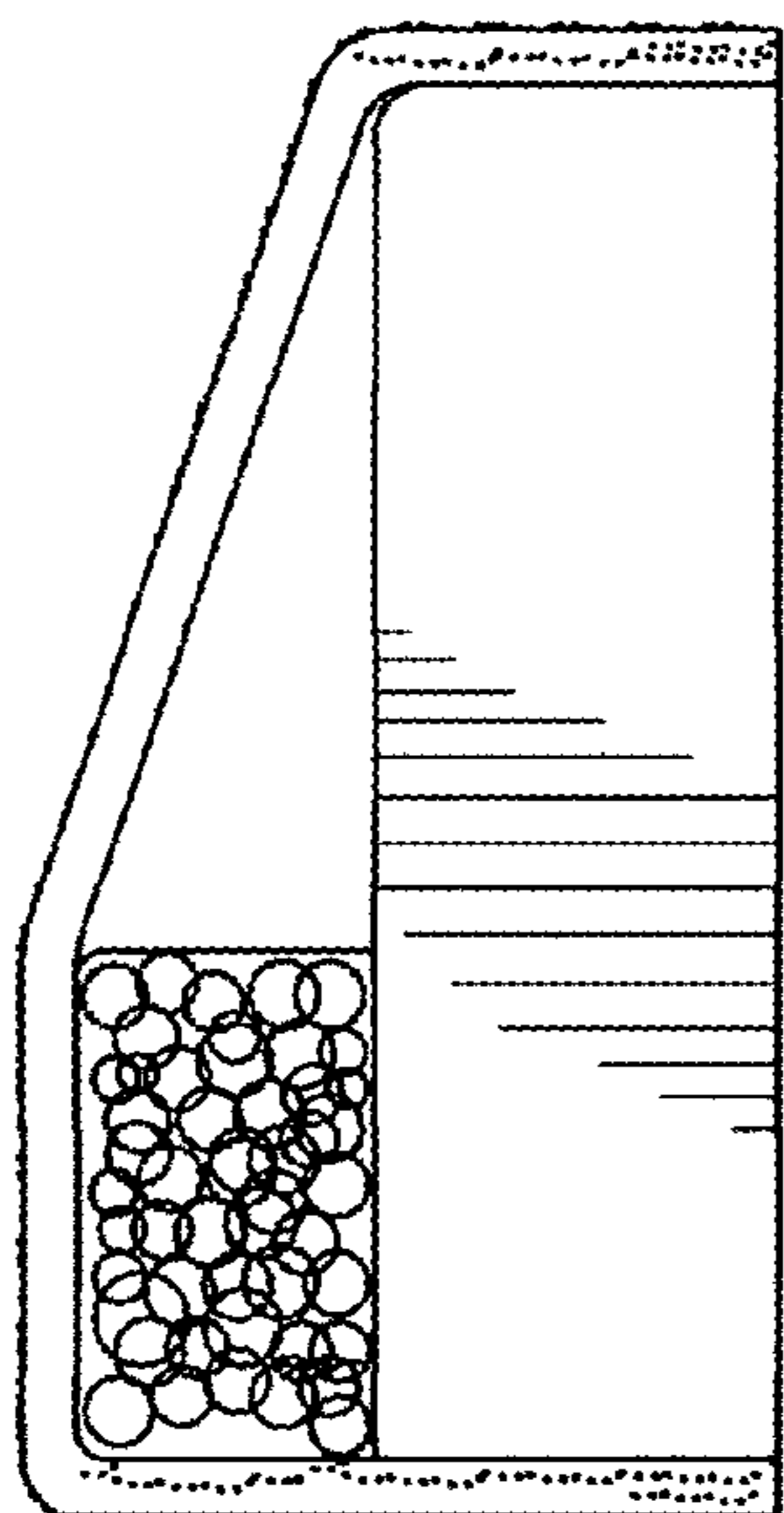


FIG. 5

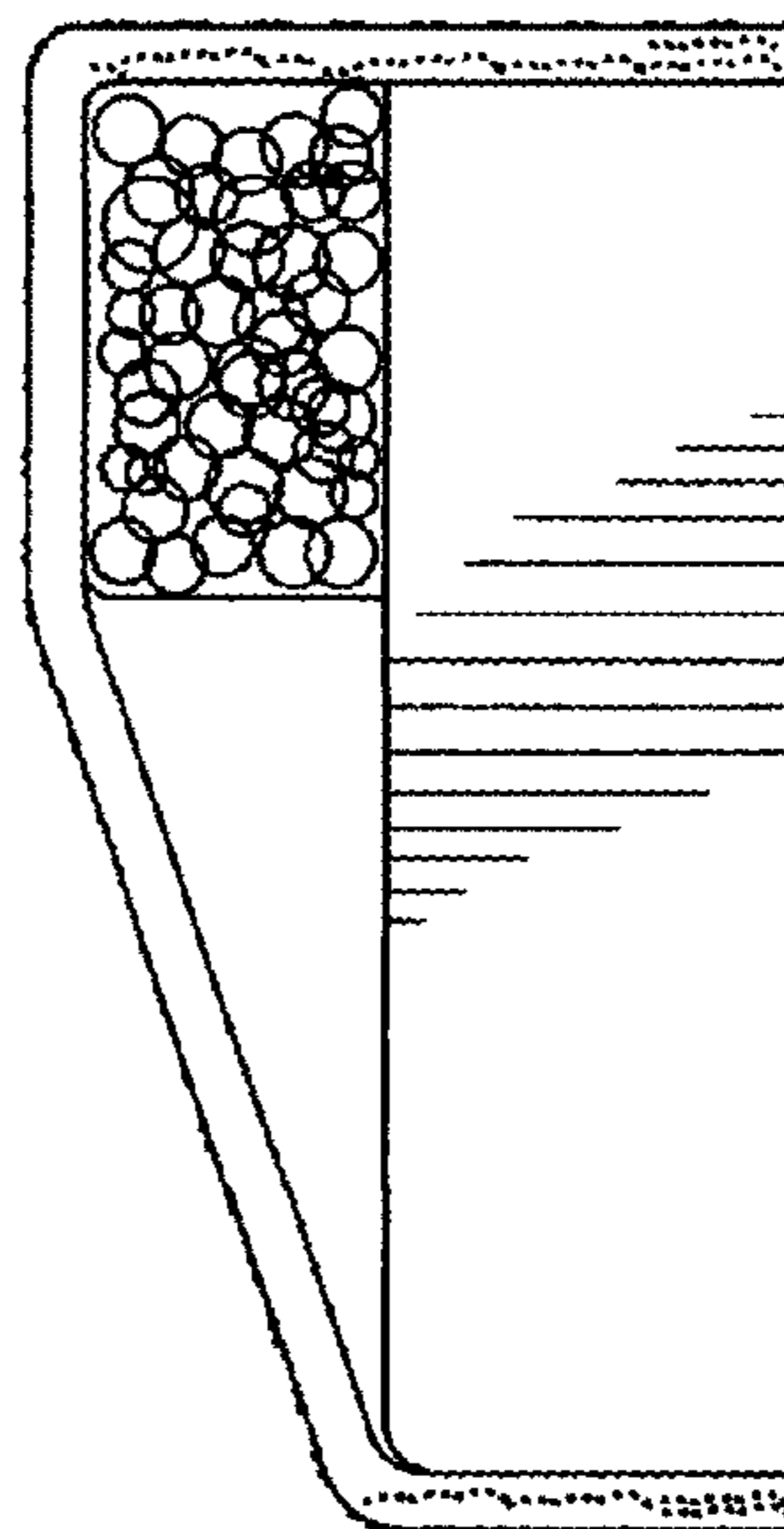


FIG. 6




FIG. 7




FIG. 8