

US00D752012S

(12) **United States Design Patent**
Takahata

(10) **Patent No.:** **US D752,012 S**
(45) **Date of Patent:** **** Mar. 22, 2016**

(54) **INTERPHONE**

(71) Applicant: **AIPHONE CO., LTD.**, Nagoya-Shi (JP)

(72) Inventor: **Kotaro Takahata**, Nagoya (JP)

(73) Assignee: **Aiphone Co., Ltd.**, Nagoya-Shi (JP)

(**) Term: **14 Years**

(21) Appl. No.: **29/502,806**

(22) Filed: **Sep. 19, 2014**

Related U.S. Application Data

(62) Division of application No. 29/432,262, filed on Sep. 14, 2012, now Pat. No. Des. 717,761.

Foreign Application Priority Data

(30) Mar. 28, 2012 (JP) 2012-007133
Mar. 28, 2012 (JP) 2012-007134
Mar. 28, 2012 (JP) 2012-007135
Mar. 28, 2012 (JP) 2012-007136
Aug. 27, 2012 (JP) 2012-020469
Aug. 27, 2012 (JP) 2012-020470
Aug. 27, 2012 (JP) 2012-020471

(51) **LOC (10) Cl.** **14-03**

(52) **U.S. Cl.**
USPC **D14/159**; D14/142

(58) **Field of Classification Search**
USPC D14/130, 140, 140.3, 142, 147-151,
D14/329, 330, 434, 447, 241, 251, 253,
D14/138 AD, 138 G, 159, 218, 247, 455;
D13/107, 108; 379/428.01-428.04,
379/440, 446; 320/110, 113-115
CPC H04M 1/23; H04M 1/02; H04M 1/0202;
H01H 9/0235

See application file for complete search history.

(56) **References Cited**

U.S. PATENT DOCUMENTS

2,654,794 A * 10/1953 Zaugg 429/154
D301,331 S * 5/1989 Rhodin D13/107
D368,097 S 3/1996 Heberling et al.
D408,821 S 4/1999 Takahashi
D457,866 S 5/2002 Matsui et al.
D477,609 S 7/2003 Heath et al.
D496,031 S 9/2004 Ma et al.
D516,545 S 3/2006 Lai
D531,585 S 11/2006 Weitgasser et al.
D531,588 S 11/2006 Peh
D532,779 S 11/2006 Kim et al.
D534,131 S 12/2006 Ng et al.
D534,501 S 1/2007 Yao
D541,275 S 4/2007 Lai
D546,837 S * 7/2007 Yeo D14/496

(Continued)

FOREIGN PATENT DOCUMENTS

KR 30-0492580 5/2008

Primary Examiner — Carla Jobe Wright
Assistant Examiner — Holly E Thurman
(74) *Attorney, Agent, or Firm* — Burr & Brown, PLLC

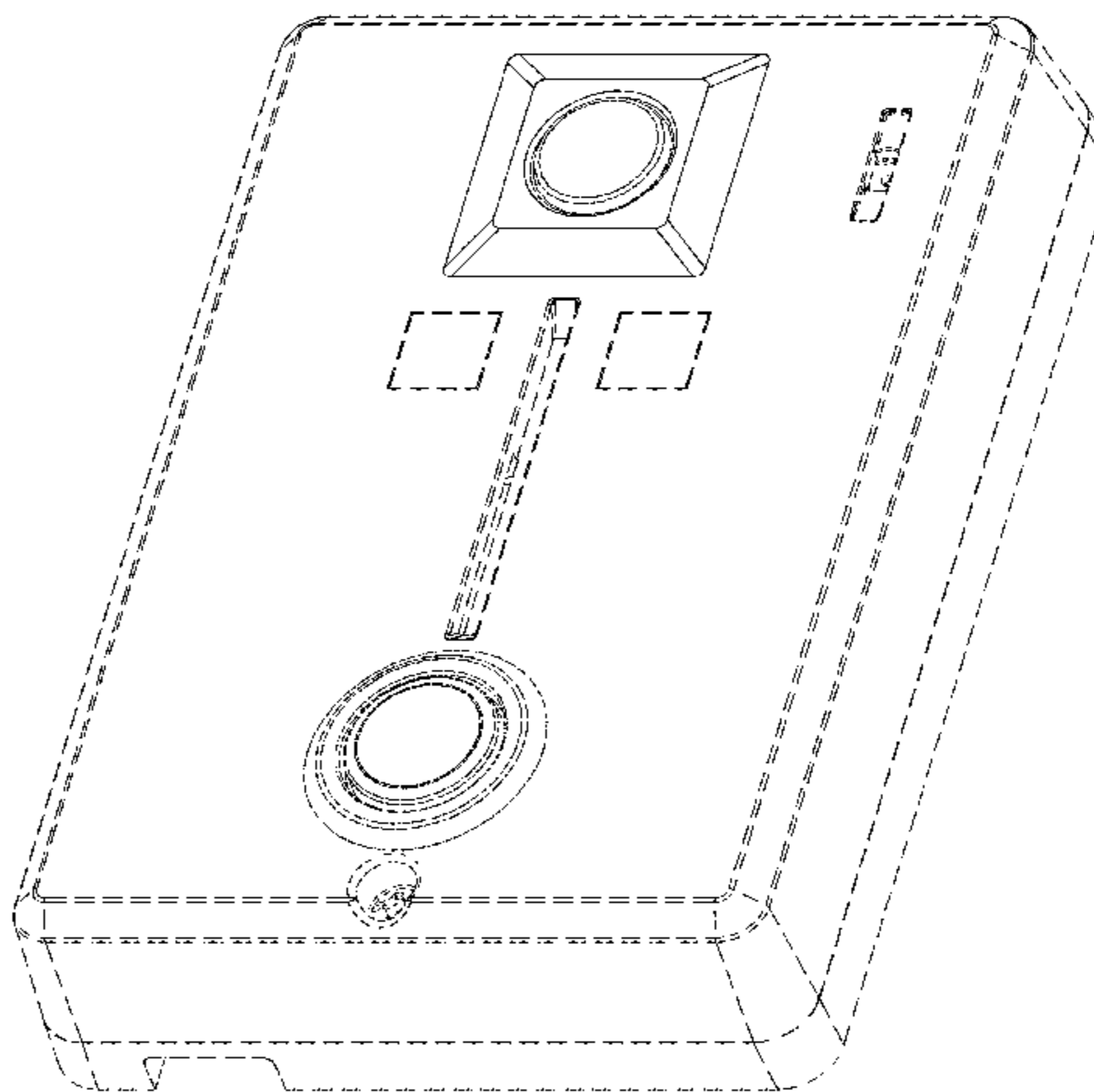
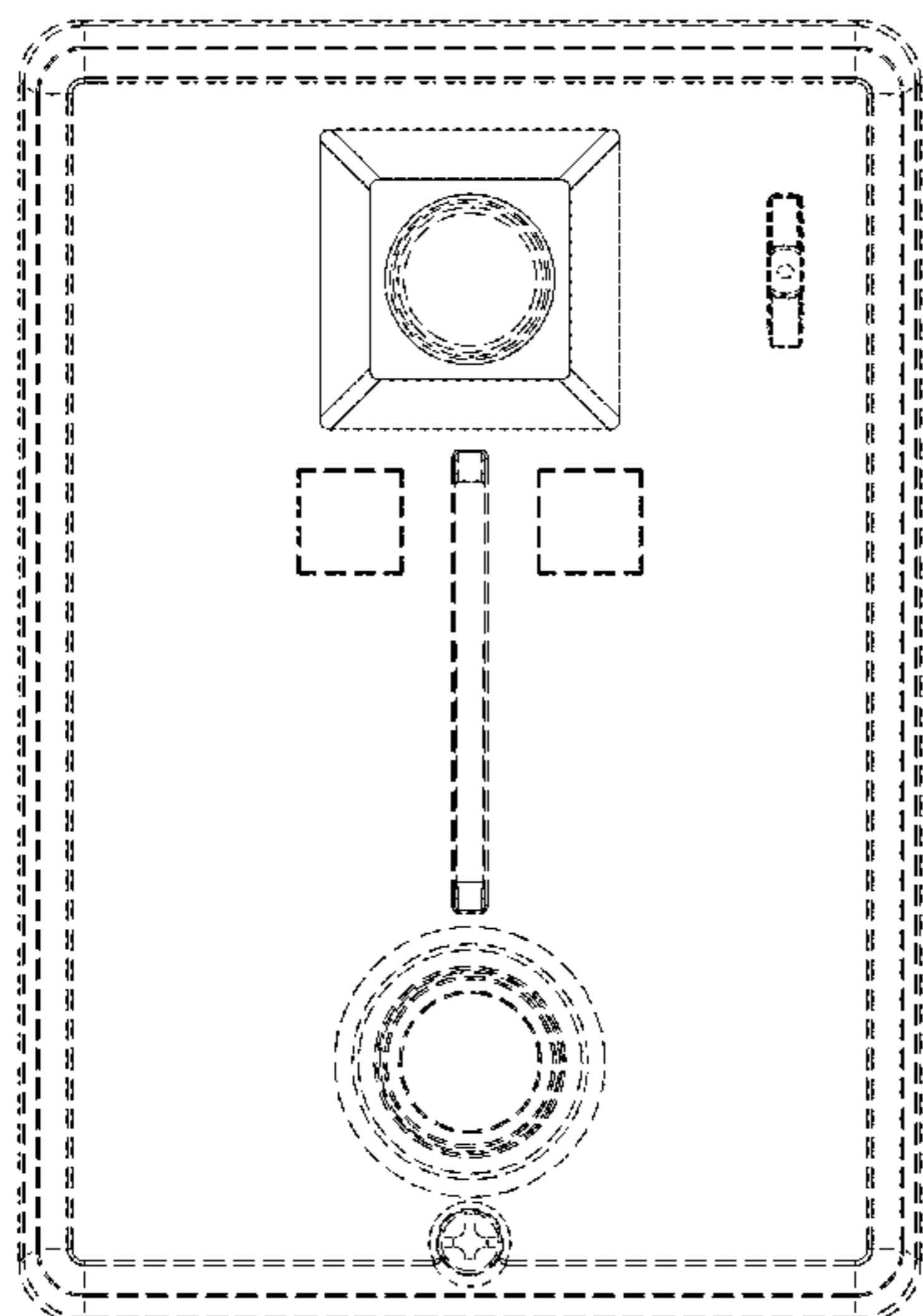
(57) **CLAIM**

The ornamental design for an interphone, as shown and described.

DESCRIPTION

FIG. 1 is a front elevational view of an interphone illustrating my new design;
FIG. 2 is a rear elevational view thereof;
FIG. 3 is a left side elevational view thereof;
FIG. 4 is a right side elevational view thereof;
FIG. 5 is a top plan view thereof;
FIG. 6 is a bottom plan view thereof; and,
FIG. 7 is a front perspective view thereof.
The portions of the interphone shown in broken lines depict unclaimed subject matter only and form no part of the claimed design.

1 Claim, 7 Drawing Sheets



(56)

References Cited

U.S. PATENT DOCUMENTS

D558,619 S	1/2008	Bloem		D636,371 S	4/2011	Spielvogel et al.	
D569,819 S	5/2008	Rinaldi et al.		D636,761 S	4/2011	Hansen et al.	
D573,577 S *	7/2008	Huang	D14/155	D639,284 S *	6/2011	Price et al.	D14/247
D577,713 S	9/2008	Kim et al.		D640,669 S	6/2011	Cho et al.	
D578,993 S	10/2008	Yamada et al.		D645,848 S	9/2011	Arnholt et al.	
D583,776 S	12/2008	Lacour et al.		D647,510 S	10/2011	Maier et al.	
D588,574 S	3/2009	Takahata		D647,884 S	11/2011	Moon et al.	
D590,730 S	4/2009	Simard et al.		D650,365 S	12/2011	McManigal et al.	
D590,779 S *	4/2009	Lacour et al.	D13/168	D656,487 S *	3/2012	Corsini et al.	D14/218
D595,260 S	6/2009	Takahata		D658,634 S *	5/2012	Son et al.	D14/218
D598,893 S	8/2009	Asai		D661,690 S	6/2012	Weitgasser	
D605,165 S *	12/2009	Sheba et al.	D14/203.7	D661,691 S	6/2012	Weitgasser	
D605,178 S *	12/2009	Maier et al.	D14/218	D663,288 S	7/2012	Aquillano et al.	
D614,171 S *	4/2010	Son et al.	D14/218	D664,123 S *	7/2012	Nguyen et al.	D14/218
D619,105 S	7/2010	Felegy et al.		D668,243 S *	10/2012	Aquillano	D14/218
D620,917 S	8/2010	Hattori et al.		D689,037 S	9/2013	Sumi et al.	
D621,371 S	8/2010	Sheppard et al.		D697,055 S	1/2014	McManigal	
D626,942 S	11/2010	Aquillano et al.		D697,056 S	1/2014	McManigal	
D633,478 S	3/2011	Bolton		D697,499 S	1/2014	McManigal	
				2004/0224717 A1	11/2004	Hertzberg et al.	
				2007/0247376 A1	10/2007	Kim et al.	
				2009/0084147 A1	4/2009	Mizutani et al.	

* cited by examiner

Fig. 1

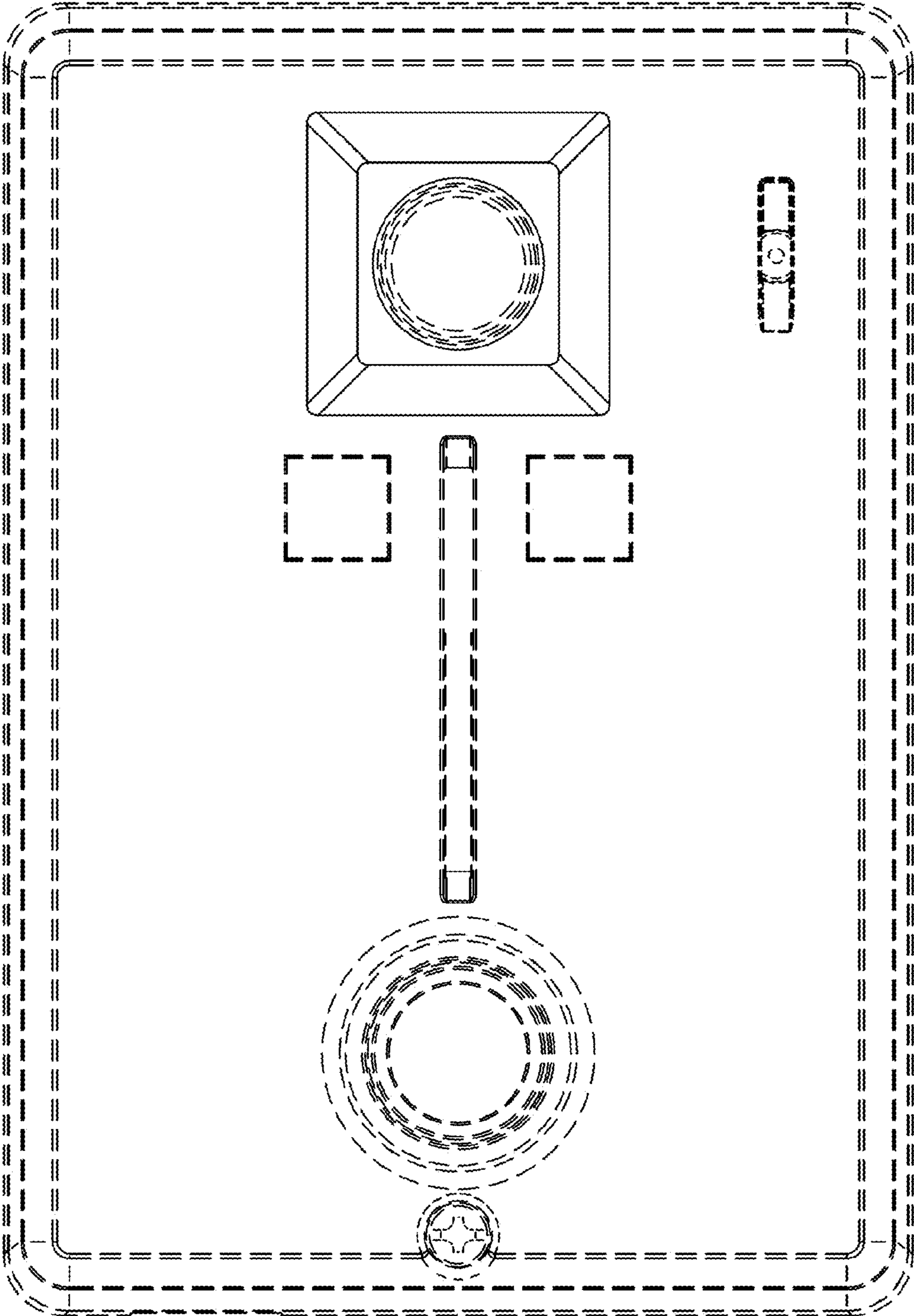


Fig.2

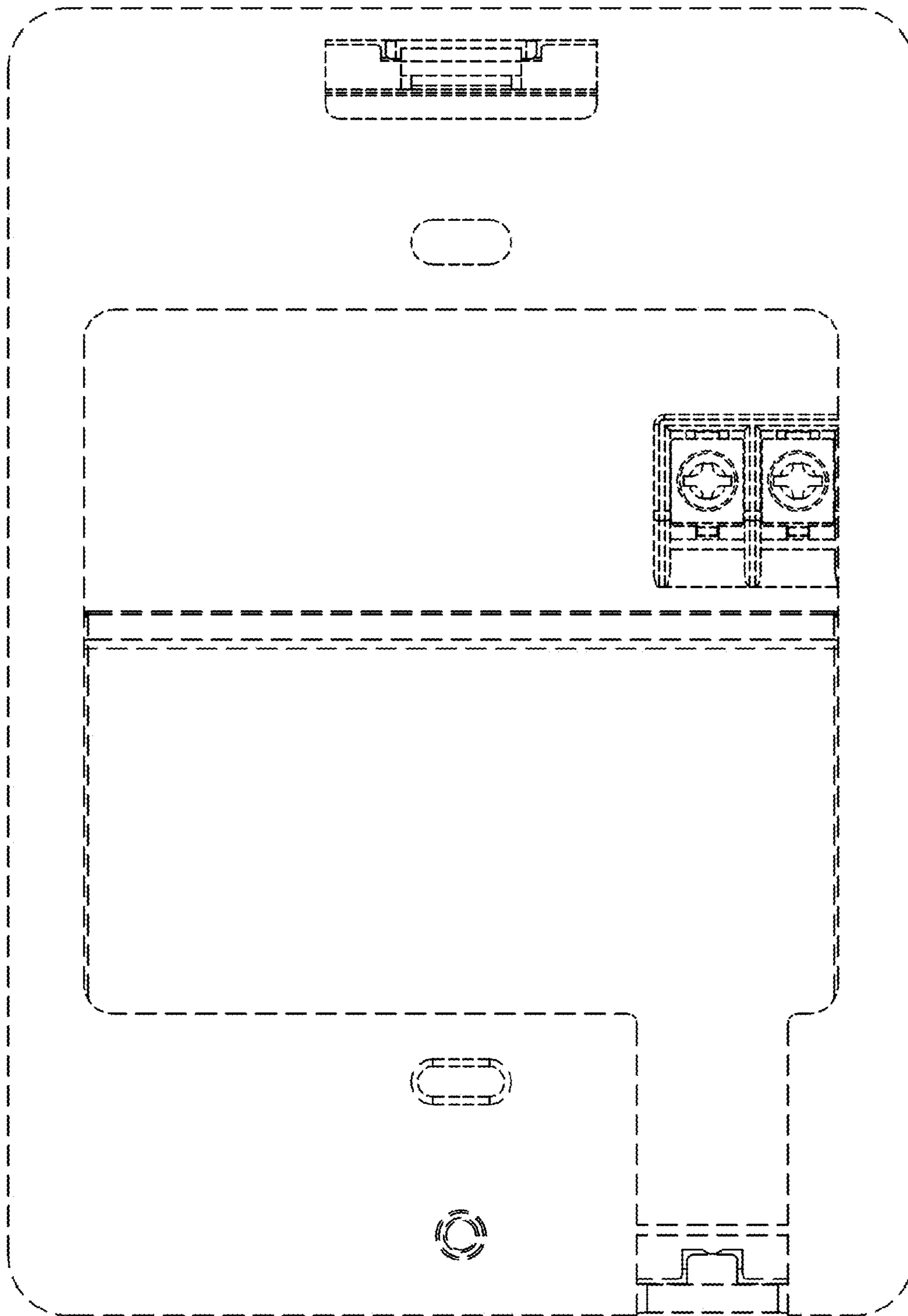


Fig.3




Fig.4

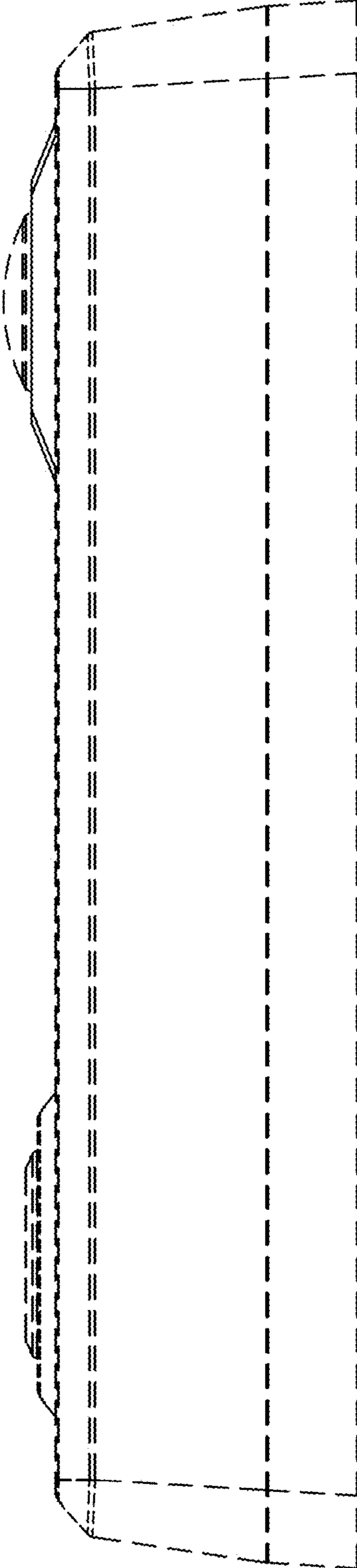


Fig.5

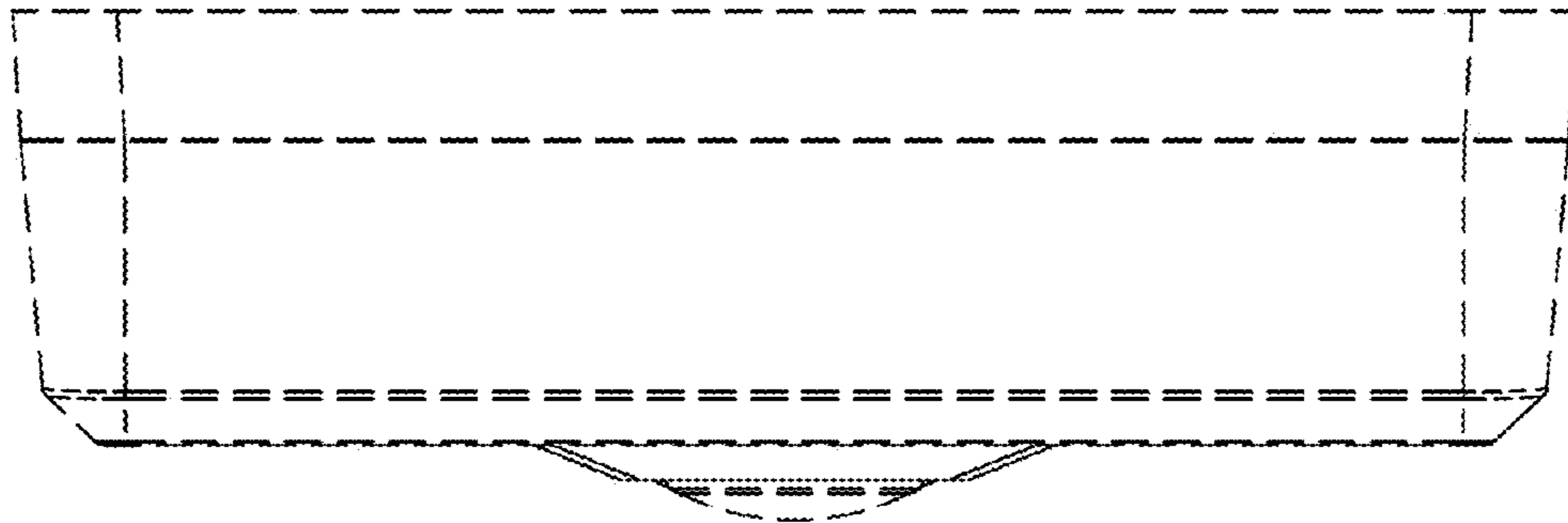


Fig.6

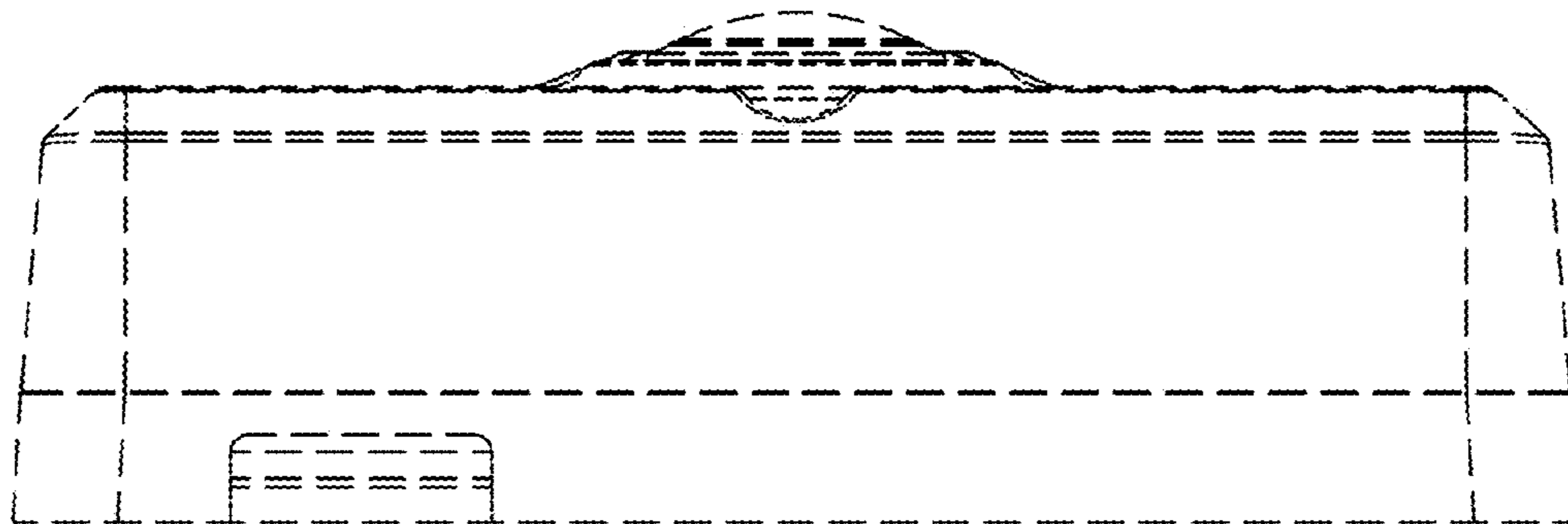


Fig.7

