



US00D752007S

(12) **United States Design Patent**  
**Cho et al.**

(10) **Patent No.:** **US D752,007 S**  
(45) **Date of Patent:** **\*\* Mar. 22, 2016**

(54) **MULTIMEDIA PHONE**  
(71) Applicant: **MEIZU TECHNOLOGY CO., LTD.**,  
Guangdong Province (CN)  
(72) Inventors: **Youngsu Cho**, Guangdong Province  
(CN); **Xiuzhang Huang**, Guangdong  
Province (CN); **Yongxiang Bai**,  
Guangdong Province (CN); **Wu Cheng**,  
Guangdong Province (CN); **Jianwen**  
**Cao**, Guangdong Province (CN)

D622,720 S \* 8/2010 Andre ..... D14/203.7  
D633,091 S \* 2/2011 Andre ..... D14/341  
D638,835 S \* 5/2011 Akana ..... D14/341  
D642,563 S 8/2011 Akana et al.  
D673,148 S \* 12/2012 Akana ..... D14/341

(Continued)

FOREIGN PATENT DOCUMENTS

CA 148794 S 3/2014  
IN 214918 2/2008

(Continued)

OTHER PUBLICATIONS

Communication From the Taiwanese Patent Office Regarding a  
Counterpart Foreign Application Dated (Taiwan Year 103) May 14,  
2014.

(Continued)

Primary Examiner — Sandra Snapp

(74) *Attorney, Agent, or Firm* — Rosenberg, Klein & Lee

(73) Assignee: **Meizu Technology Co., Ltd.**, Zhuhai,  
Guangdong Province (CN)

(\*\*) Term: **14 Years**

(21) Appl. No.: **29/482,144**

(22) Filed: **Feb. 14, 2014**

(30) **Foreign Application Priority Data**

Sep. 6, 2013 (CN) ..... 2013 3 0430382

(51) **LOC (10) Cl.** ..... **14-03**

(52) **U.S. Cl.**  
USPC ..... **D14/138 AA**

(58) **Field of Classification Search**  
USPC ..... D14/137, 138 R, 138 AA, 138 C, 138 G,  
D14/142, 144, 147, 240, 247, 248, 250,  
D14/341-347, 496, 138; D13/168; D18/7;  
455/90.2, 90.3, 550.1, 556.1, 556.2;  
379/433.01; 348/14.02; D25/119, 121,  
D25/123

CPC ... H04M 1/02; H04M 1/0202; H04M 1/0206;  
H04M 1/0208; H04M 1/021; H04M 1/0212;  
H04M 1/0214; H04M 1/0216; H04M 1/0241;  
H04M 1/0264; G06F 1/1626

See application file for complete search history.

(56) **References Cited**

U.S. PATENT DOCUMENTS

D558,758 S \* 1/2008 Andre ..... D14/138 G  
D602,014 S 10/2009 Andre et al.

(57) **CLAIM**

The ornamental design for a multimedia phone, as shown and  
described.

**DESCRIPTION**

FIG. 1 is a front elevational view of a multimedia phone  
showing our new design;

FIG. 2 is a rear elevational view thereof;

FIG. 3 is a left-side elevational view thereof;

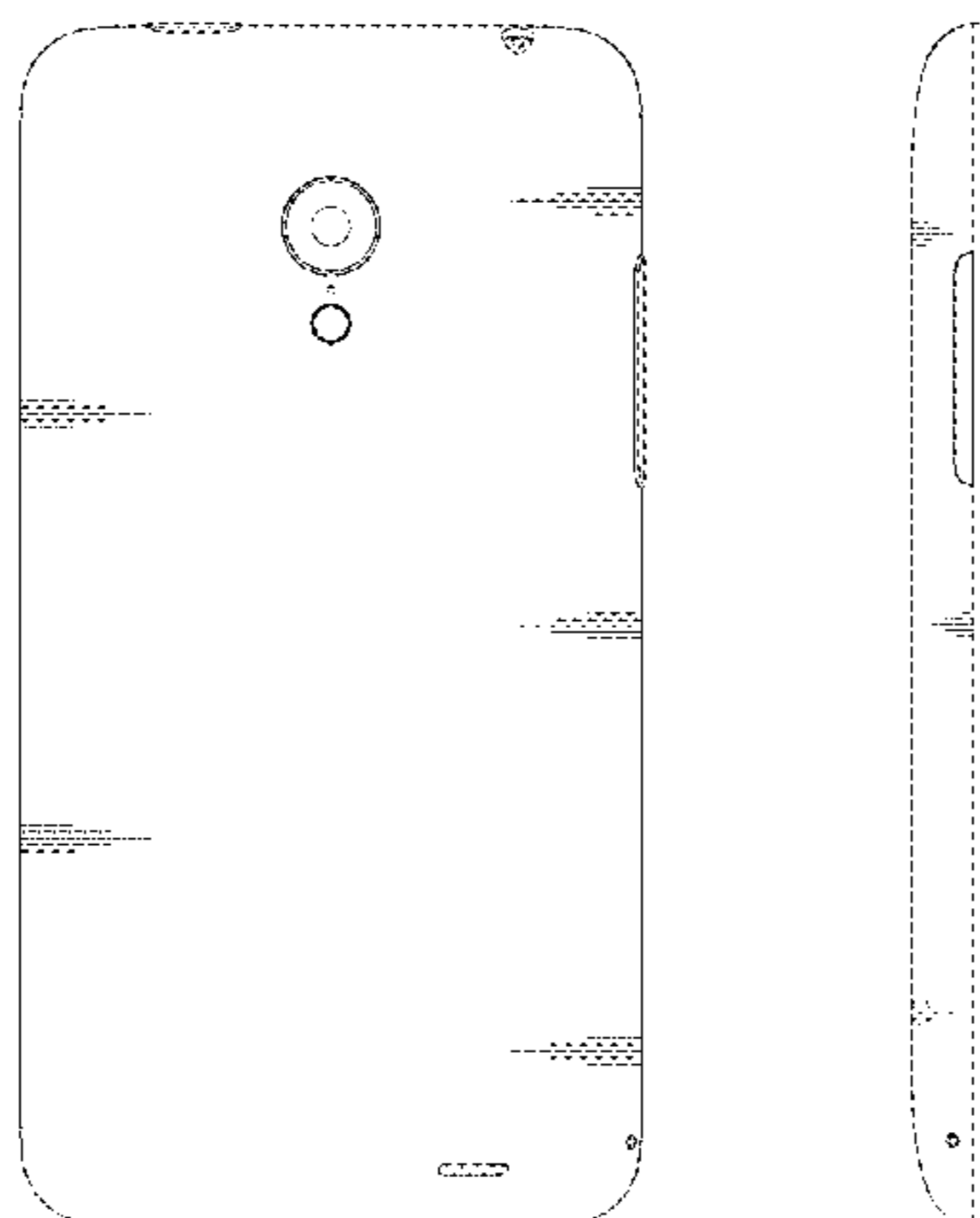
FIG. 4 is a right-side elevational view thereof;

FIG. 5 is a top plan view thereof; and,

FIG. 6 is a bottom plan view thereof.

The diagonal lines with alternating thick and thin lines as  
shown in FIG. 1 illustrate the portions of the design that are  
white in color.

**1 Claim, 5 Drawing Sheets**



(56)

**References Cited**

U.S. PATENT DOCUMENTS

D673,947 S \* 1/2013 Andre ..... D14/341  
 D673,948 S \* 1/2013 Andre ..... D14/341  
 D674,383 S \* 1/2013 Andre ..... D14/341  
 D675,202 S \* 1/2013 Andre ..... D14/341  
 D675,612 S \* 2/2013 Andre ..... D14/341  
 D681,032 S \* 4/2013 Akana ..... D14/341  
 D696,251 S \* 12/2013 Andre ..... D14/341  
 D698,352 S \* 1/2014 Andre ..... D14/341  
 D700,165 S \* 2/2014 Chung ..... D14/138 G  
 D707,223 S \* 6/2014 Akana ..... D14/341  
 D708,159 S \* 7/2014 Kim ..... D14/138 G  
 D713,830 S \* 9/2014 Dhondt ..... D14/248  
 D714,769 S \* 10/2014 Rayner ..... D14/250  
 D714,770 S \* 10/2014 Nolan ..... D14/250  
 D716,781 S \* 11/2014 Andre ..... D14/250  
 D721,355 S \* 1/2015 Chung ..... D14/248  
 D721,669 S \* 1/2015 Kleiner ..... D14/138 G

2009/0247244 A1\* 10/2009 Mittleman ..... H04M 1/035  
 455/575.1  
 2010/0123632 A1\* 5/2010 Hill ..... H01Q 1/243  
 343/702

FOREIGN PATENT DOCUMENTS

IN 234324 11/2011  
 IN 249746 8/2013  
 JP 1509413 S 10/2014  
 KR 30-0725345 S 1/2014

OTHER PUBLICATIONS

Communication From the Japanese Patent Office Regarding a Counterpart Foreign Application Dated (Emporer Year 26) Nov. 4, 2014.

Communication From the Indian Patent Office Regarding a Counterpart Foreign Application Dated Sep. 22, 2014.

\* cited by examiner

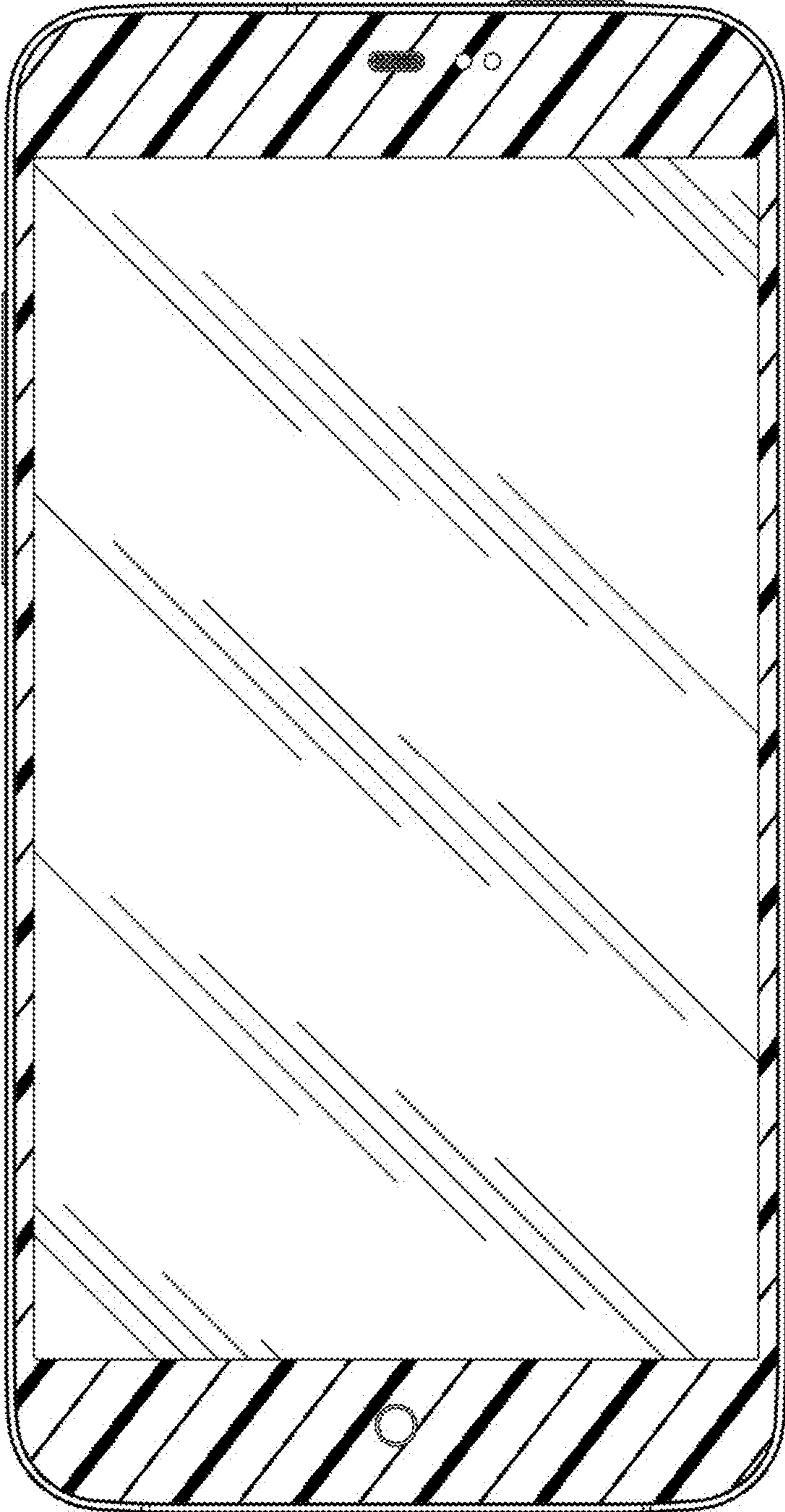


FIG. 1

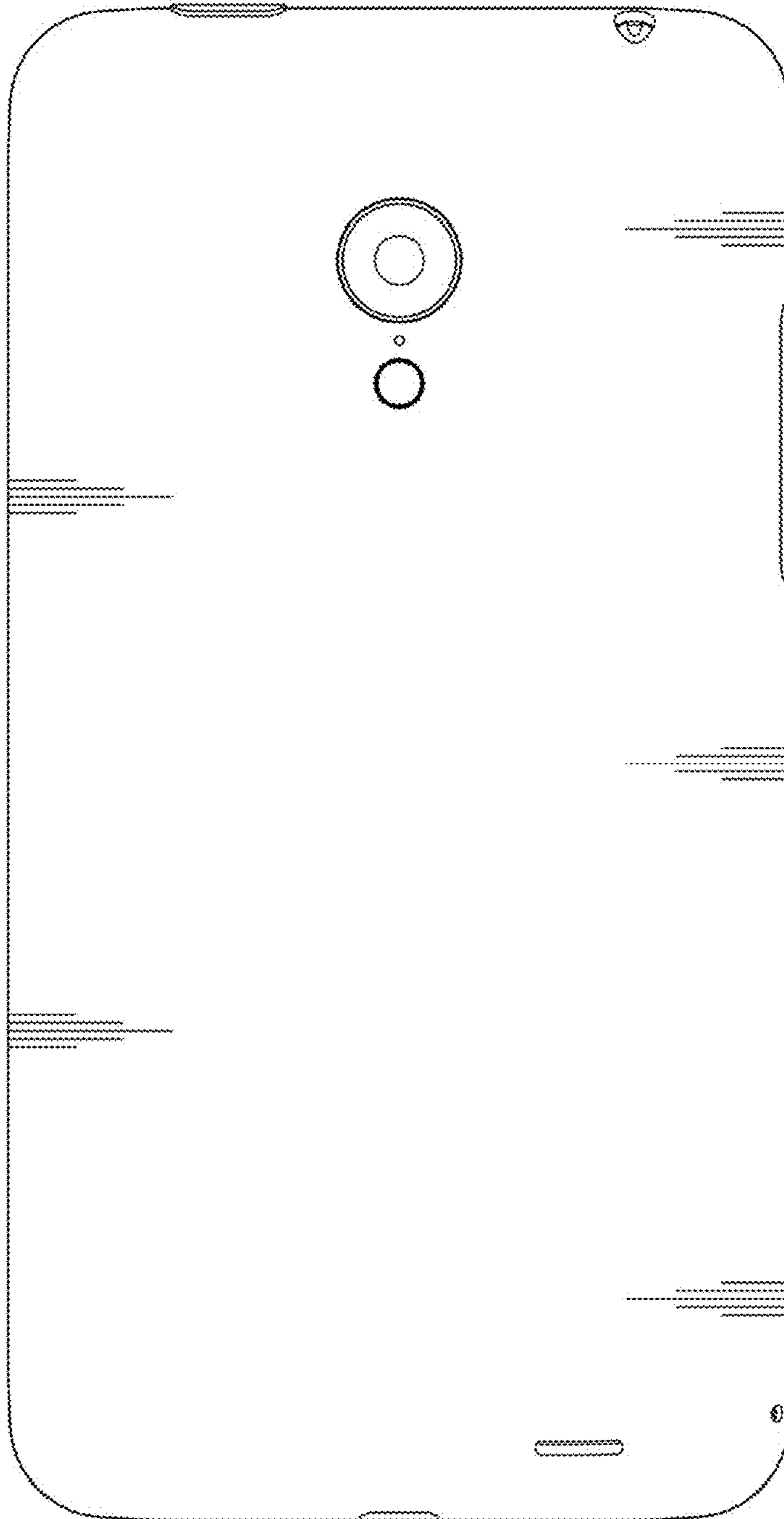


FIG. 2

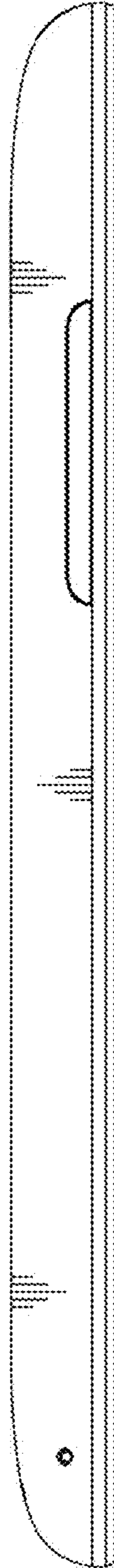


FIG. 3






FIG. 4




FIG. 5

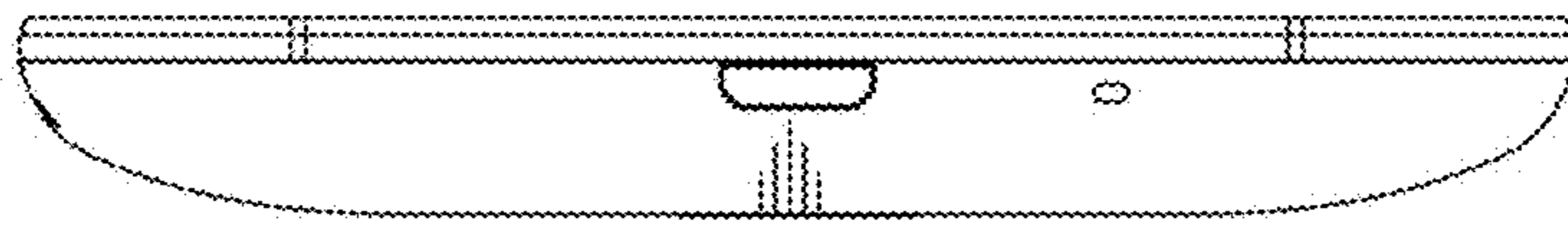


FIG. 6