



US00D752005S

(12) **United States Design Patent**  
**Dhondt et al.**

(10) **Patent No.:** **US D752,005 S**  
(45) **Date of Patent:** **\*\* Mar. 22, 2016**

(54) **HANDSET**

- (71) Applicant: **Nokia Corporation**, Espoo (FI)
- (72) Inventors: **Daniel Dhondt**, Espoo (FI); **Antti Kangaskoski**, Tampere (FI); **Chia-En Lu**, Espoo (FI)
- (73) Assignee: **MICROSOFT MOBILE OY**, Espoo (FI)
- (\*\*) Term: **14 Years**
- (21) Appl. No.: **29/477,807**
- (22) Filed: **Dec. 27, 2013**
- (51) **LOC (10) Cl.** ..... **14-03**
- (52) **U.S. Cl.**  
USPC ..... **D14/138 G**
- (58) **Field of Classification Search**  
USPC ..... D14/138 G, 138 AC, 138 AD, 138 R,  
D14/203.1, 203.3, 203.5, 203.7, 218, 248,  
D14/257, 250, 341, 441, 443, 496;  
D21/517, 329, 331; D13/168; D11/94;  
D10/65, 70, 78; D9/65, 70, 78;  
455/556.1, 556.2, 575.1, 575.3, 575.4,  
455/566; 379/433.01, 433.04; 361/679.3,  
361/679.56; 24/265 WS, 265 H; 273/457  
CPC ..... H04M 1/02; H04M 1/0202-1/035;  
H04M 1/0235; H04M 1/0237; H04M 1/0239;  
H04M 2250/22  
See application file for complete search history.

(56) **References Cited**

**U.S. PATENT DOCUMENTS**

- D676,459 S \* 2/2013 Hofer ..... D14/203.3
- D680,512 S 4/2013 Lu et al.
- D689,840 S \* 9/2013 Lu ..... D14/138 G

(Continued)

**FOREIGN PATENT DOCUMENTS**

IN	214920	2/2008
KR	30-0708630	9/2013
TW	D160278	5/2014

**OTHER PUBLICATIONS**

LG Optimus Black P970, announced Jan. 2011, [online], [retrieved on Nov. 9, 2015]. Retrieved from Internet ,<URL: [http://www.gsmarena.com/lg\\_optimus\\_black\\_p970-3704.php](http://www.gsmarena.com/lg_optimus_black_p970-3704.php)>.\*

(Continued)

*Primary Examiner* — Rosemary K Tarcza

*Assistant Examiner* — Sanjeev Paul

(74) *Attorney, Agent, or Firm* — Banner & Witcoff, Ltd.

(57) **CLAIM**

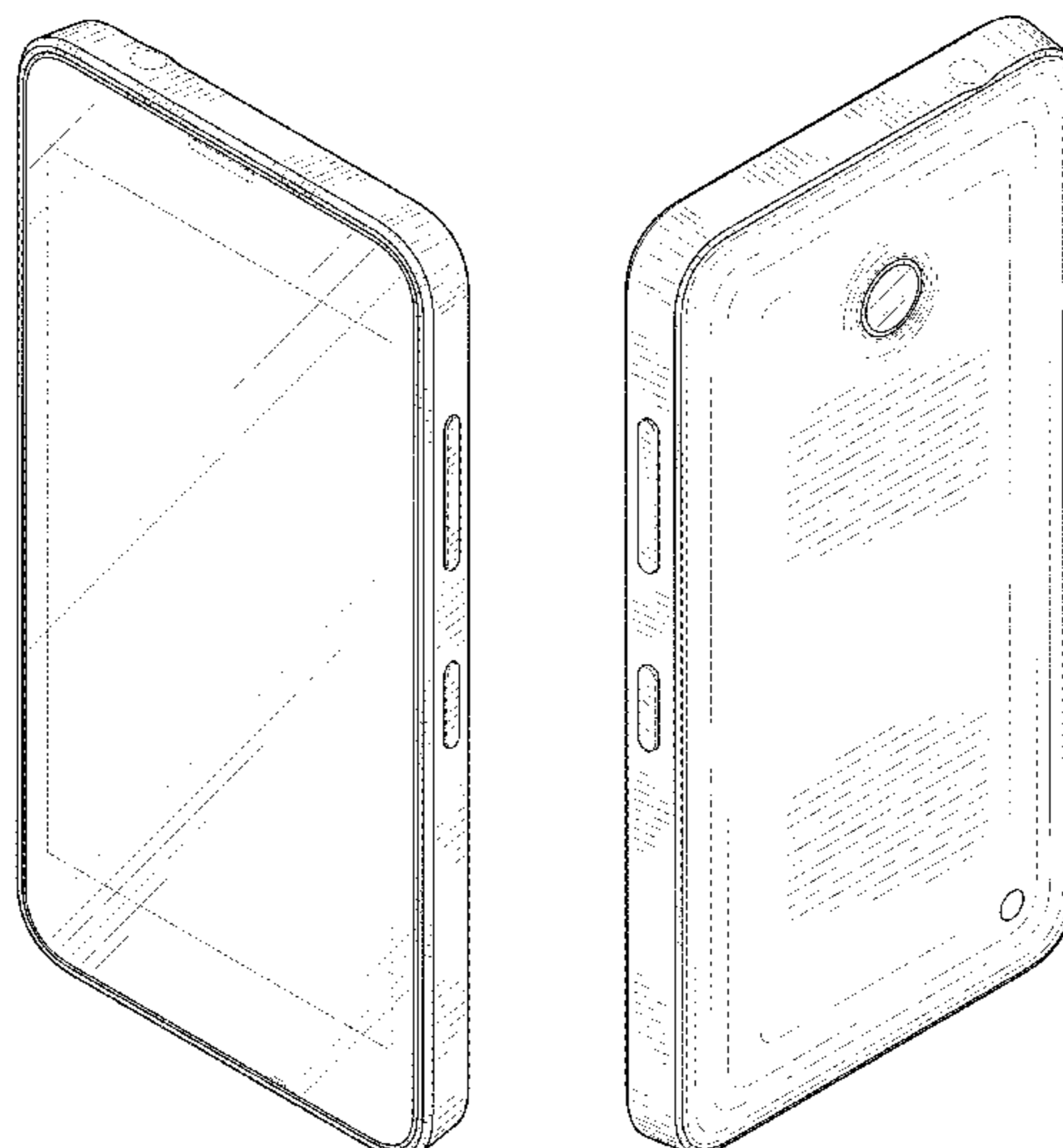
The ornamental design for a handset, as shown and described.

**DESCRIPTION**

FIG. 1 is a perspective front view of a handset showing our new design;  
 FIG. 2 is a front view thereof;  
 FIG. 3 is a perspective rear view thereof;  
 FIG. 4 is a rear view thereof;  
 FIG. 5 is a left side view thereof;  
 FIG. 6 is a right side view thereof;  
 FIG. 7 is a top thereof;  
 FIG. 8 is a bottom view thereof;  
 FIG. 9 is a perspective front view of a handset showing our new design;  
 FIG. 10 is a front view thereof;  
 FIG. 11 is a perspective rear view thereof;  
 FIG. 12 is a rear view thereof;  
 FIG. 13 is a left side view thereof;  
 FIG. 14 is a right side view thereof;  
 FIG. 15 is a top thereof; and,  
 FIG. 16 is a bottom view thereof.

The broken lines of the handset in the Figures, and the unshaded regions therein, are for environmental purposes only and form no part of the claimed design.

**1 Claim, 12 Drawing Sheets**



(56)

**References Cited**

U.S. PATENT DOCUMENTS

D695,702 S \* 12/2013 Kim ..... D14/138 G  
D700,164 S \* 2/2014 Park ..... D14/138 G  
D722,038 S \* 2/2015 Cheng ..... D14/138 G  
D722,580 S \* 2/2015 Dhondt ..... D14/138 G  
D722,581 S \* 2/2015 Kim ..... D14/138 G  
D723,493 S \* 3/2015 Weng ..... D14/138 G  
D724,044 S \* 3/2015 Reivo ..... D14/138 G  
D729,189 S \* 5/2015 Kangasmaa ..... D14/138 G  
D730,859 S \* 6/2015 Kaneta ..... D14/138 G  
D730,862 S \* 6/2015 Lim ..... D14/138 G  
D730,863 S \* 6/2015 Yamagishi ..... D14/138 G  
D733,674 S \* 7/2015 Kim ..... D14/138 G

D734,285 S \* 7/2015 Park ..... D14/138 G  
D736,753 S \* 8/2015 Kang ..... D14/248  
D737,795 S \* 9/2015 Huang ..... D14/138 G  
D741,832 S \* 10/2015 Lee ..... D14/138 G

OTHER PUBLICATIONS

Office Action corresponding Taiwanese Application No. 103303822 issued on Nov. 24, 2014, 8 pages.

Office Action in corresponding Indian Application No. 263727 issued on Sep. 1, 2014. 2 pages.

Office Action in corresponding Indian Application No. 263728 issued on Sep. 1, 2014. 2 pages.

\* cited by examiner

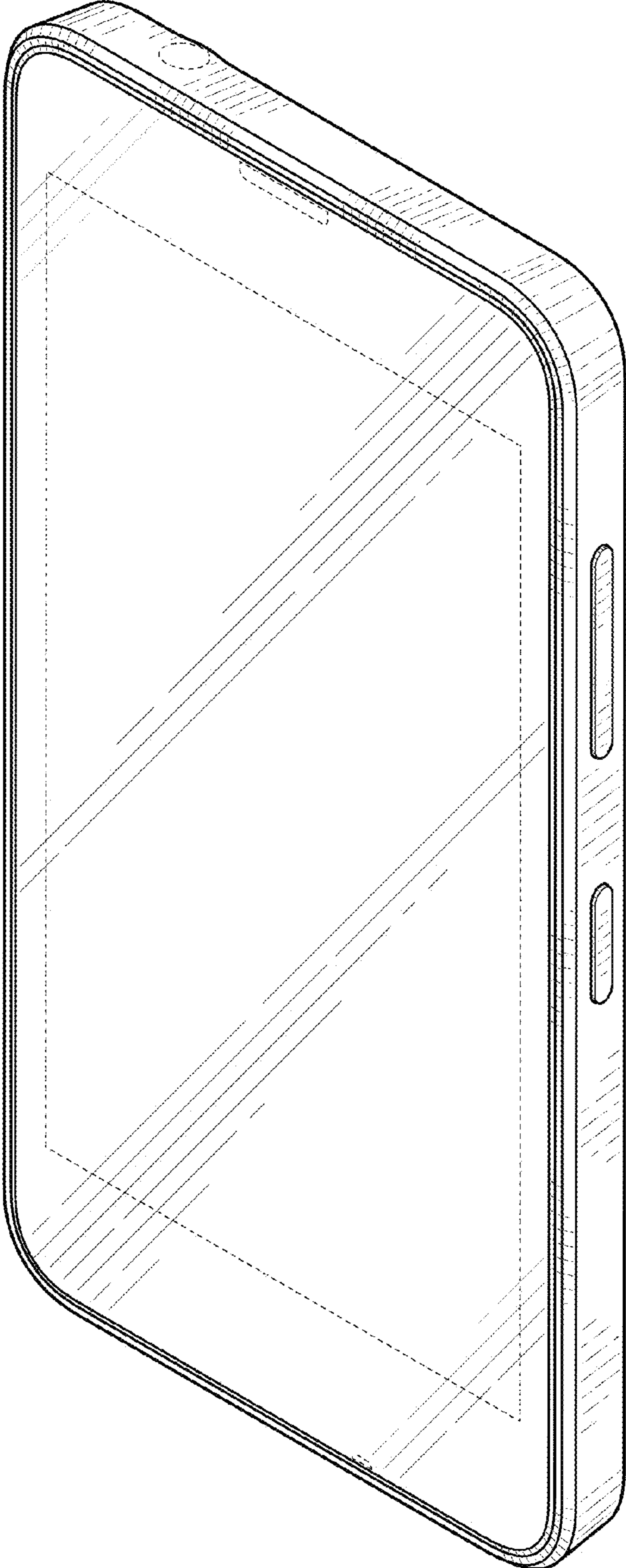


FIG. 1




FIG. 2




FIG. 3




FIG. 4

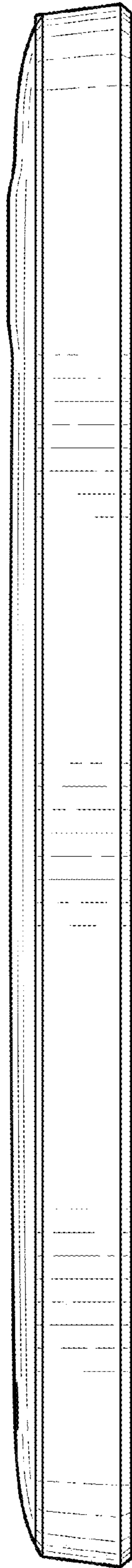


FIG. 5

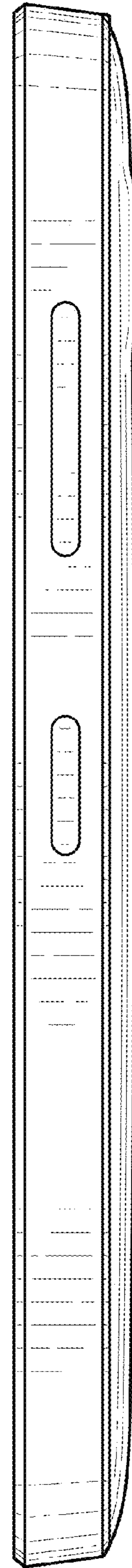


FIG. 6

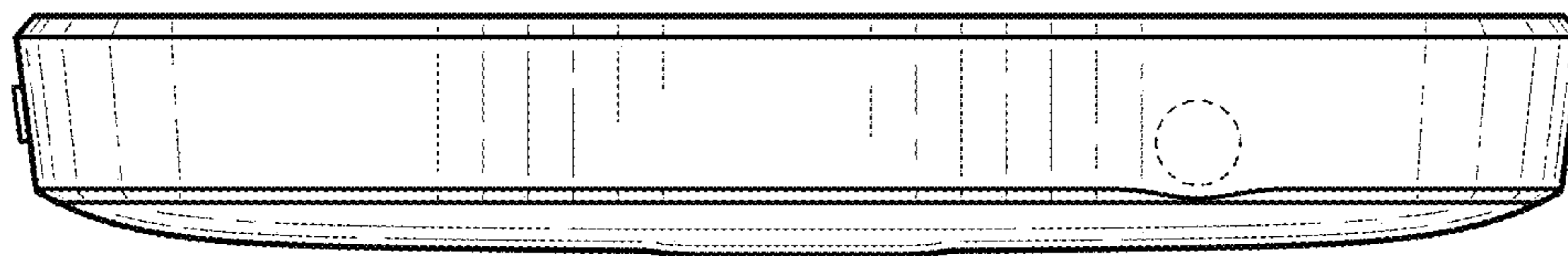


FIG. 7




FIG. 8



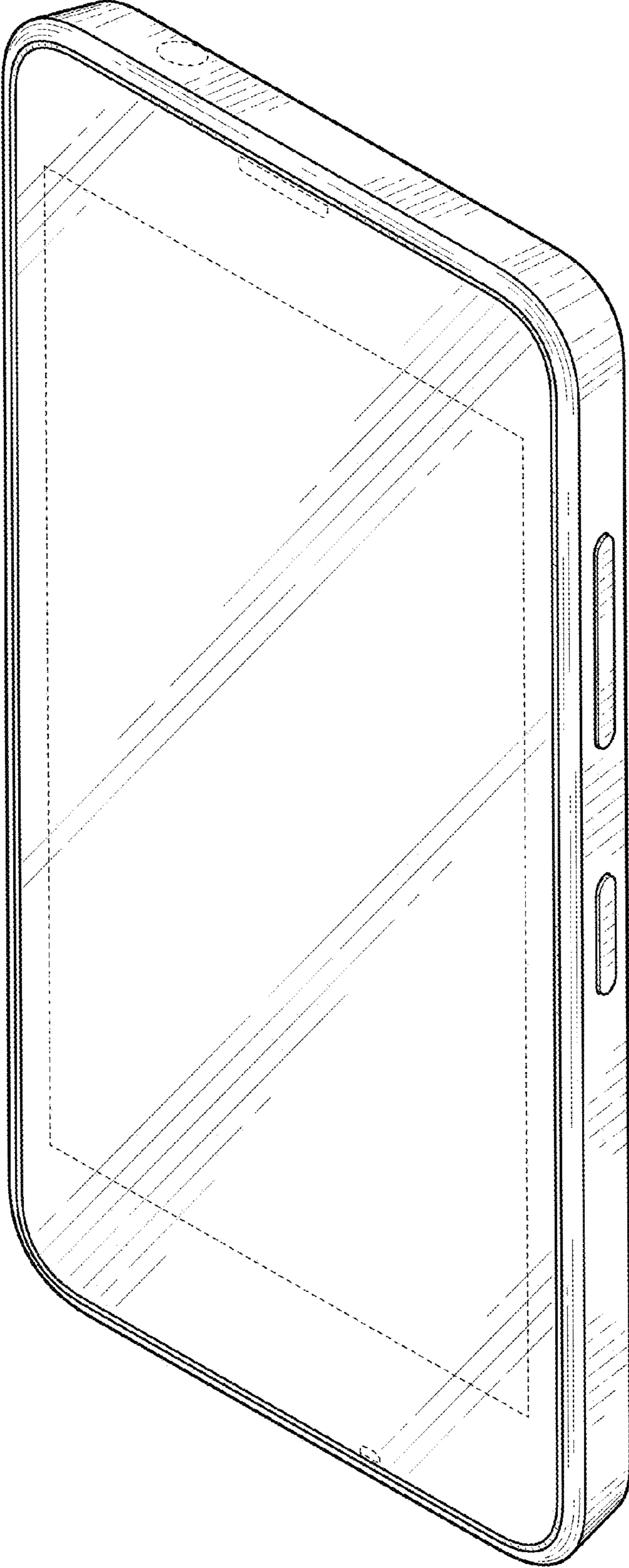


FIG. 9




FIG. 10




FIG. 11




FIG. 12

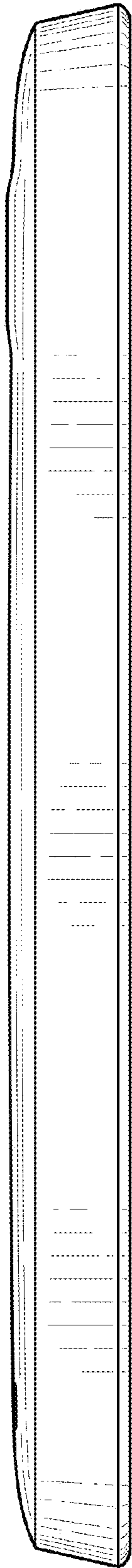


FIG. 13

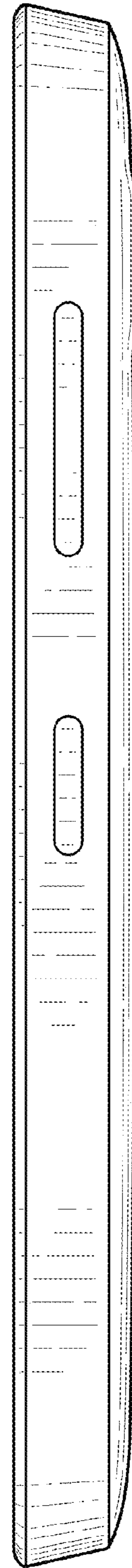


FIG. 14

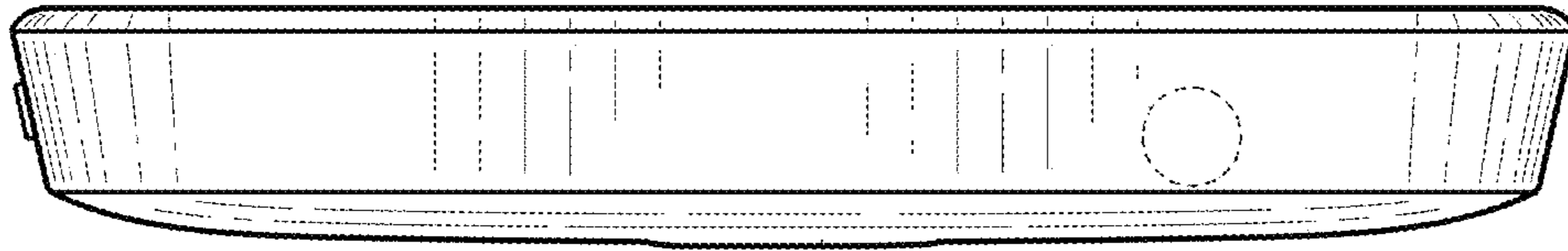


FIG. 15

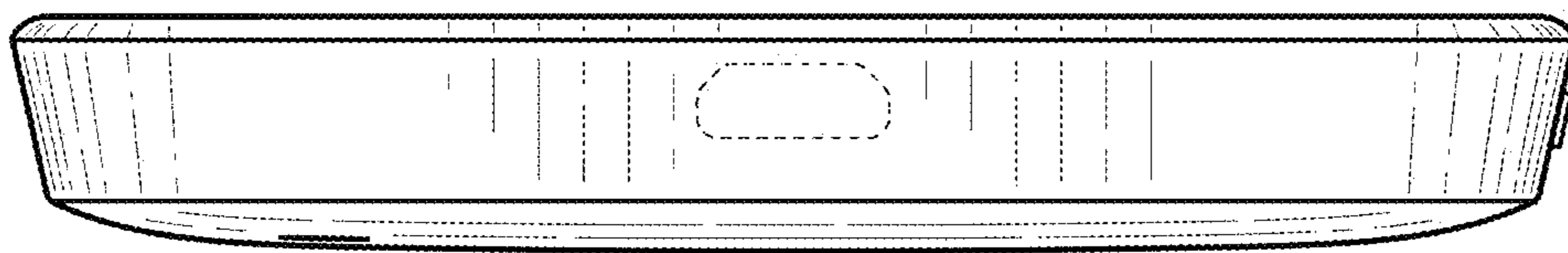


FIG. 16