

US00D752003S

(12) **United States Design Patent**
Hung

(10) **Patent No.:** **US D752,003 S**
(45) **Date of Patent:** **** Mar. 22, 2016**

(54) **HANDSET**

(71) Applicant: **Nokia Corporation**, Espoo (FI)

(72) Inventor: **Chengli Hung**, Beijing (CN)

(73) Assignee: **MICROSOFT MOBILE OY**, Espoo (FI)

(**) Term: **14 Years**

(21) Appl. No.: **29/468,305**

(22) Filed: **Sep. 27, 2013**

(51) **LOC (10) Cl.** **14-03**

(52) **U.S. Cl.**
USPC **D14/138 G**

(58) **Field of Classification Search**

USPC D14/138 G, 138 AC, 138 AD, 138 R,
D14/203.1, 203.3, 203.5, 203.7, 218, 248,
D14/257, 250, 341, 441, 443, 496; D21/51,
D21/7, 329, 331; D13/168; D11/94;
D10/65, 70, 78; D9/711, 415;
455/556.1, 556.2, 575.1, 575.3, 575.4,
455/566; 379/433.01, 433.04; 361/679.3,
361/679.56; 24/265 WS, 265 H; 273/457
CPC H04M 1/02; H04M 1/0202; H04M
1/0202-1/035; H04M 1/0237; H04M 1/0239;
H04M 2250/22

See application file for complete search history.

(56) **References Cited**

U.S. PATENT DOCUMENTS

D638,814 S * 5/2011 Sutherland D14/138 G
D640,219 S * 6/2011 Sutherland D14/138 G
D640,663 S * 6/2011 Arnholt D14/138 G

D676,459 S * 2/2013 Hofer D14/203.3
D689,840 S * 9/2013 Lu D14/138 G
D693,787 S * 11/2013 Reivo D14/138 G
D702,205 S * 4/2014 Joung D14/138 G
D712,863 S * 9/2014 Kang D14/138 G
D716,747 S * 11/2014 Kleiner D14/138 G
D717,263 S * 11/2014 Wozniak D14/138 G
D720,324 S * 12/2014 Wang D14/138 G
D721,346 S * 1/2015 Lee D14/138 G
D728,543 S * 5/2015 Chung D14/248
D737,815 S * 9/2015 Finney D14/138 G
2015/0205334 A1* 7/2015 Chuang et al. G06F 1/203
361/679.3

* cited by examiner

Primary Examiner — Rosemary K Tarcza

Assistant Examiner — Sanjeev Paul

(74) *Attorney, Agent, or Firm* — Banner & Witcoff, Ltd.

(57) **CLAIM**


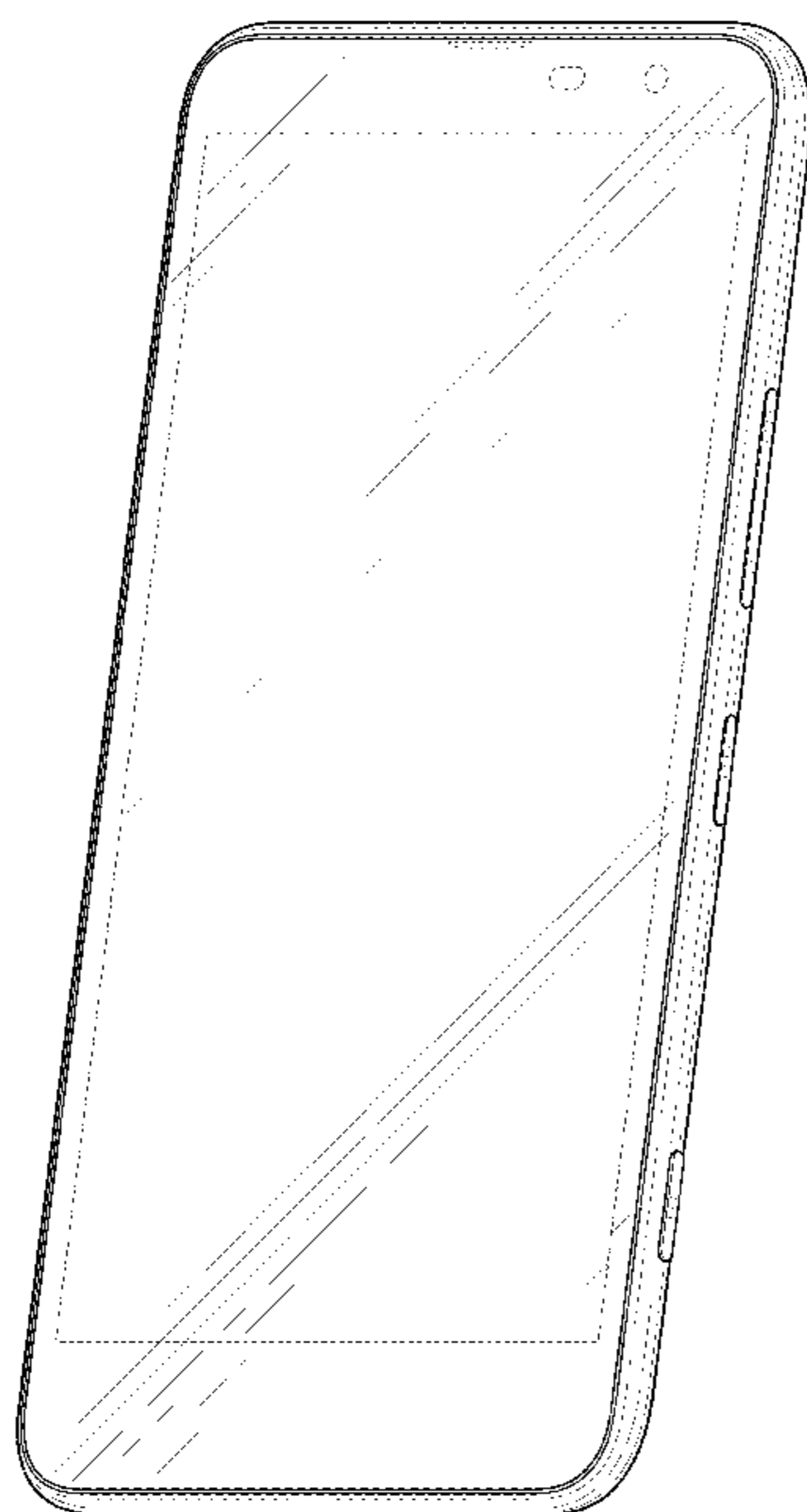
The ornamental design for a handset, as shown and described.

DESCRIPTION

FIG. 1 is a perspective front view of a handset showing my new design;
FIG. 2 is a front view thereof;
FIG. 3 is a rear view thereof;
FIG. 4 is a left side view thereof;
FIG. 5 is a right side view thereof;
FIG. 6 is a top view thereof; and
FIG. 7 is a bottom view thereof.

The broken lines of the handset in FIGS. 1-7 and the unshaded regions therein are for environmental purposes only and form no part of the claimed design.

1 Claim, 5 Drawing Sheets



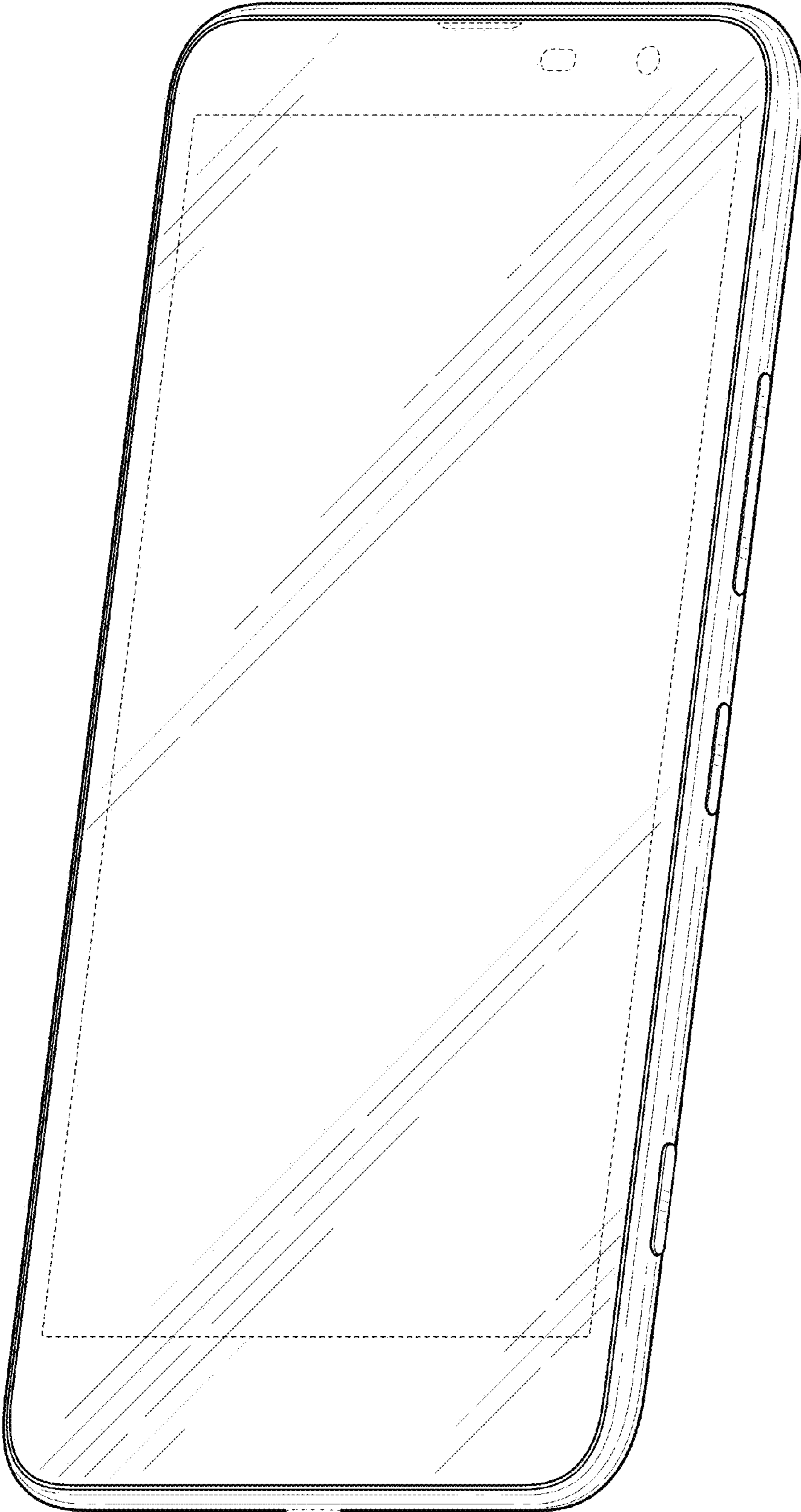


FIG. 1




FIG. 2



FIG. 3




FIG. 4

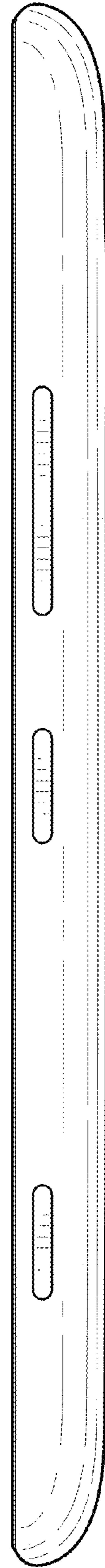


FIG. 5

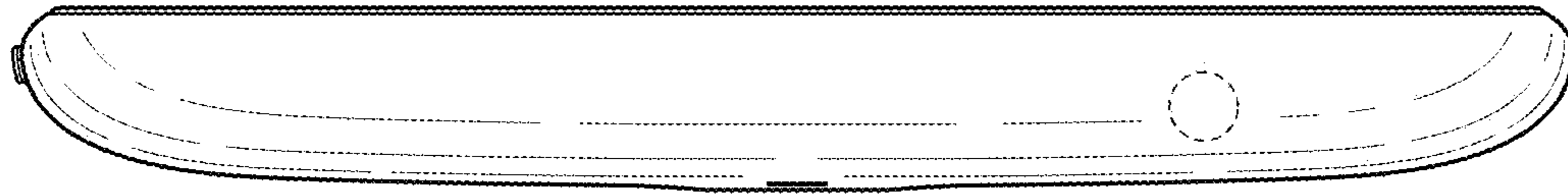


FIG. 6

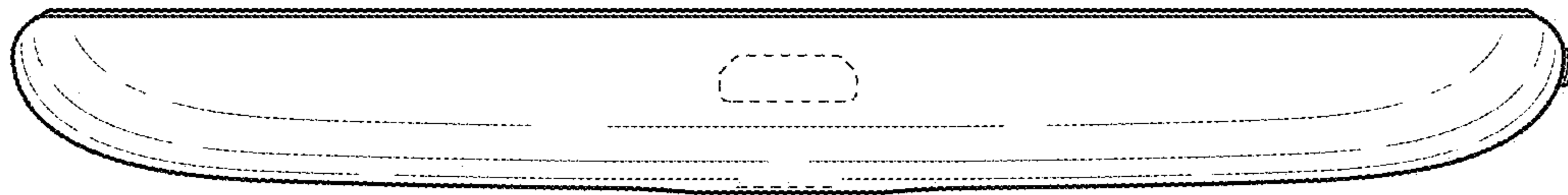


FIG. 7