

US00D752000S

(12) **United States Design Patent**  
**Vinciarelli et al.**

(10) **Patent No.:** **US D752,000 S**  
(45) **Date of Patent:** **\*\* Mar. 22, 2016**

- (54) **SEMICONDUCTOR DEVICE**
- (71) Applicant: **VLT, INC.**, Sunnyvale, CA (US)
- (72) Inventors: **Patrizio Vinciarelli**, Boston, MA (US);  
**Sergey Luzanov**, Pelham, NH (US)
- (73) Assignee: **VLT, Inc.**, Sunnyvale, CA (US)
- (\*\*) Term: **14 Years**
- (21) Appl. No.: **29/509,740**
- (22) Filed: **Nov. 20, 2014**

- 5,105,257 A \* 4/1992 Michii ..... H01L 23/495  
257/691
- D328,599 S 8/1992 Gloton
- 5,187,552 A 2/1993 Hendrickson et al.
- 5,401,910 A 3/1995 Mandai et al.
- 5,585,670 A 12/1996 Casper
- D396,846 S 8/1998 Nakayama et al.
- D396,847 S 8/1998 Nakayama et al.
- 5,844,307 A 12/1998 Suzuki et al.
- 6,166,430 A \* 12/2000 Yamaguchi ..... H01L 23/3121  
257/666
- 6,238,953 B1 5/2001 Tanaka et al.
- D444,132 S 6/2001 Iwanishi et al.
- 6,353,258 B1 3/2002 Inoue et al.
- D456,367 S 4/2002 Matteson
- D466,093 S 11/2002 Ebihara et al.

(Continued)

**Related U.S. Application Data**

- (60) Division of application No. 29/448,057, filed on Mar. 8, 2013, now Pat. No. Des. 721,047, which is a continuation-in-part of application No. 13/789,065, filed on Mar. 7, 2013, now Pat. No. 8,975,694.
- (51) **LOC (10) Cl.** ..... **13-03**
- (52) **U.S. Cl.**  
USPC ..... **D13/182**
- (58) **Field of Classification Search**  
USPC ..... D13/110, 182; 257/668, 678, 690;  
361/679.01, 713, 728, 736, 760, 761,  
361/775, 820; 324/71.5, 252; 174/250, 253;  
438/64, 65, 66  
CPC ..... H01L 2924/14; H01L 29/01014;  
H01L 2924/00; H01L 25/072; H01L  
2924/301; H01L 2924/30107; H01L 21/00;  
H01L 21/02; G01N 27/414; G01N 27/4148  
See application file for complete search history.

**References Cited**

**U.S. PATENT DOCUMENTS**

- 4,152,714 A 5/1979 Hendrickson et al.
- D259,559 S \* 6/1981 Mochizuki ..... D13/182
- 4,809,135 A \* 2/1989 Yerman ..... H01L 21/67144  
174/536
- 4,891,686 A 1/1990 Krausse, III
- 4,949,158 A \* 8/1990 Ueda ..... H01L 23/49572  
257/668

**OTHER PUBLICATIONS**

Efficient Power Conversion Corporation, "EPC1012—Enhancement Mode Power Transistor Datasheet". 2011, www.epc-co.com.

(Continued)

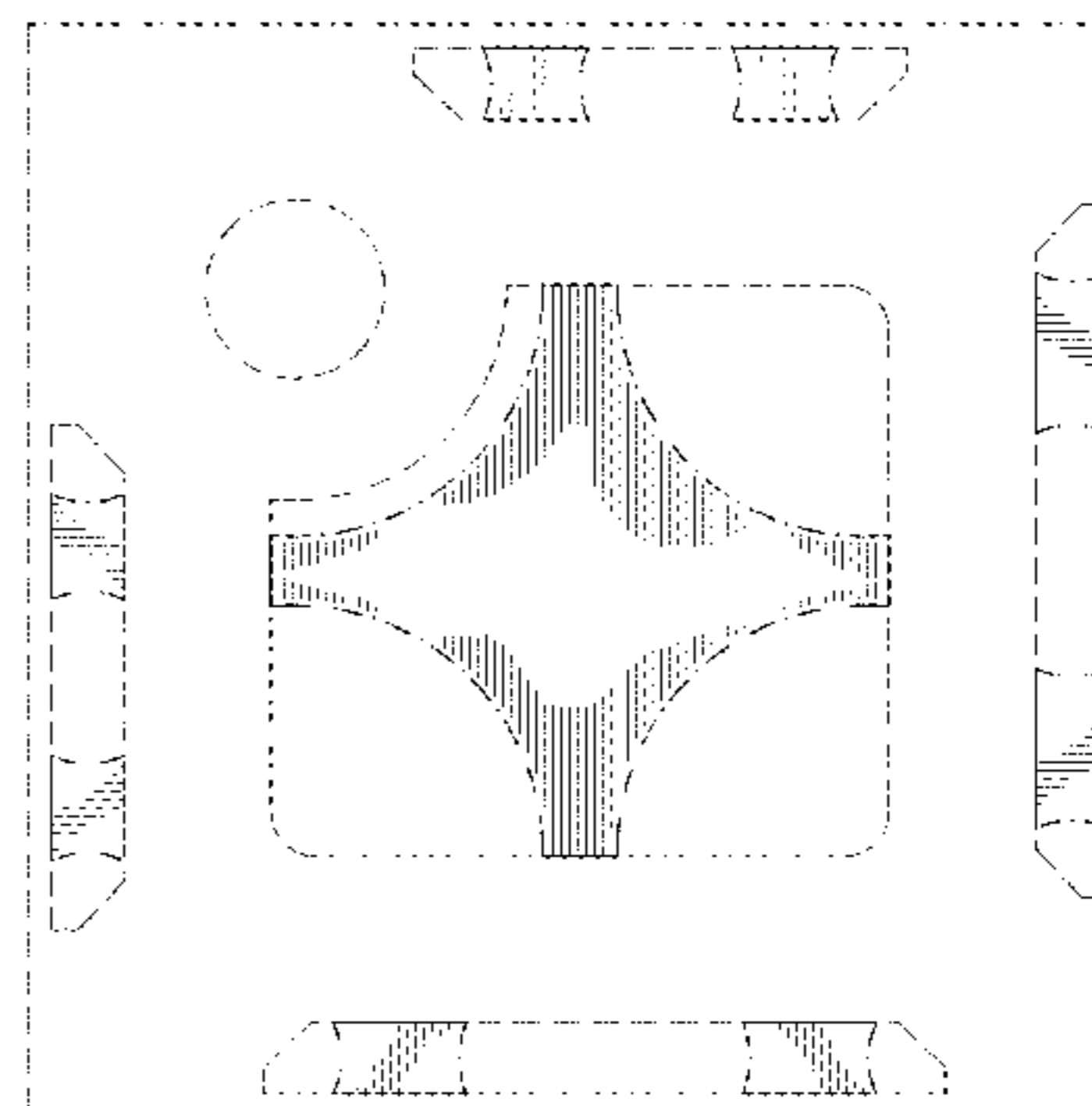
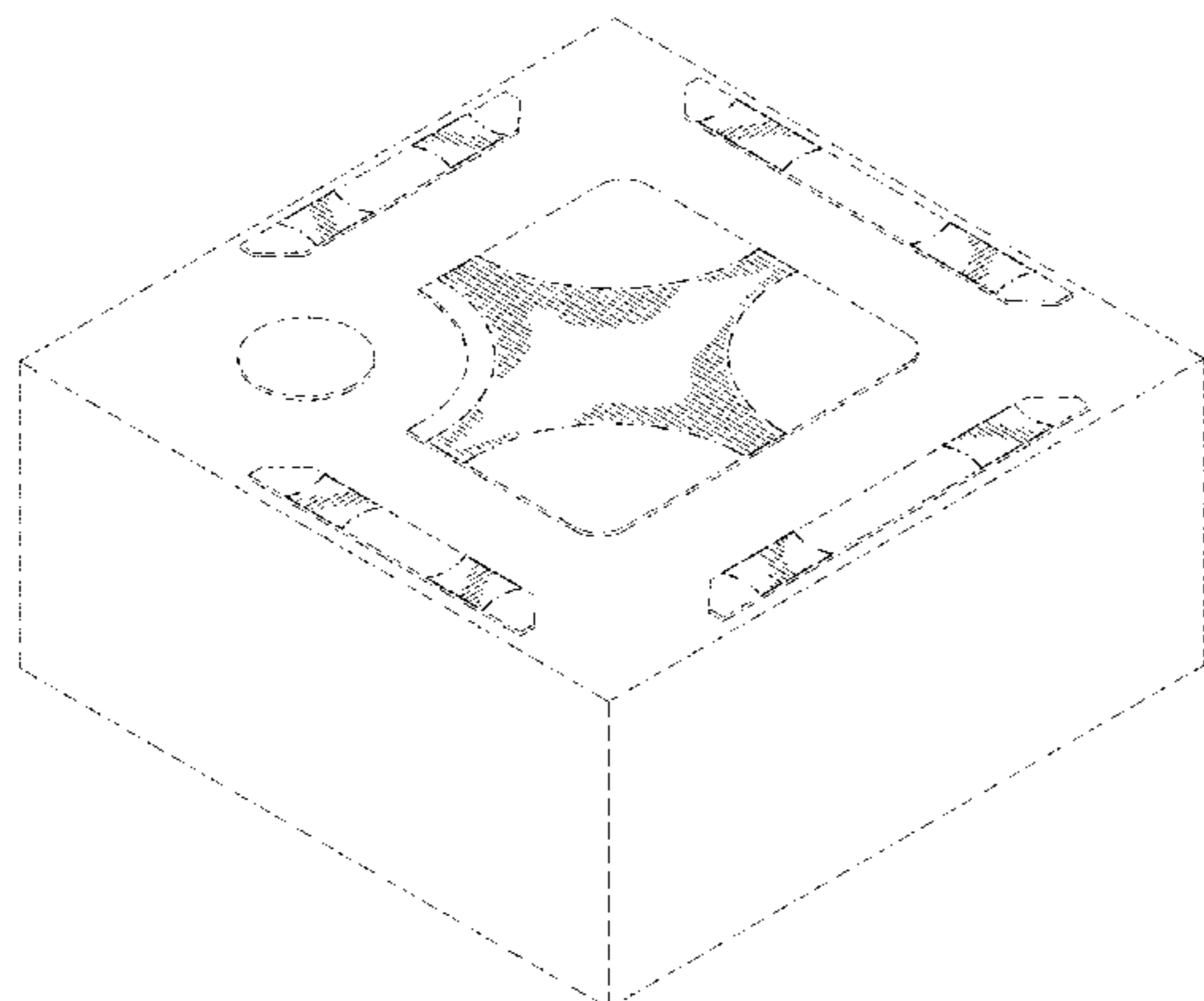
*Primary Examiner* — Elizabeth J Oswecki  
(74) *Attorney, Agent, or Firm* — Foley & Larnder LLP

(57) **CLAIM**  
We claim the ornamental design for a semiconductor device, as shown and described.

**DESCRIPTION**

FIG. 1 is a perspective view of a semiconductor device showing our new design;  
FIG. 2 is a top view thereof;  
FIG. 3 is a bottom view thereof;  
FIG. 4 is a front elevation view thereof;  
FIG. 5 is a rear elevation view thereof;  
FIG. 6 is a right side elevation view thereof; and,  
FIG. 7 is a left side elevation view thereof.  
The broken lines shown in the drawings represent portions of the semiconductor device that form no part of the claimed design.

**1 Claim, 5 Drawing Sheets**



(56)

References Cited

U.S. PATENT DOCUMENTS

D473,199 S 4/2003 Sako et al.  
D476,959 S 7/2003 Yamada et al.  
D476,962 S 7/2003 Yoshihira et al.  
D480,371 S 10/2003 Sako et al.  
6,710,441 B2 3/2004 Eden et al.  
D489,338 S 5/2004 Seddon et al.  
D504,874 S 5/2005 Celaya et al.  
6,891,223 B2 5/2005 Krumrey et al.  
D510,728 S \* 10/2005 Celaya ..... D13/182  
6,969,909 B2 11/2005 Briere  
7,038,917 B2 5/2006 Vinciarelli et al.  
7,166,898 B2 1/2007 Briere  
8,021,918 B2 9/2011 Lin et al.  
RE44,372 E 7/2013 Vinciarelli et al.  
D699,201 S 2/2014 Petsch

D701,843 S 4/2014 Masuda  
D721,047 S \* 1/2015 Vinciarelli ..... D13/182  
D732,487 S \* 6/2015 Lai ..... D13/182  
D732,488 S \* 6/2015 Lai ..... D13/182  
2004/0004272 A1 1/2004 Luo et al.  
2010/0096756 A1 4/2010 Tagami et al.  
2012/0299069 A1 11/2012 Kuhn et al.

OTHER PUBLICATIONS

Product Information, ST Dual N-Channel 30 V,  $\Omega$  typ., 11 a  
STripFET™ V Power MOSFET in a PowerFLAT™ 5x6 double  
island, Doc ID 18416 Rev 3, Dec. 2012, www.st.com (14 pages).  
Notice of Allowance mailed Oct. 31, 2014 in U.S. Appl. No.  
13/789,065 (18 pgs.).  
Notice of Allowance mailed Aug. 28, 2014 in U.S. Appl. No.  
29/448,057 (13 pgs.).

\* cited by examiner

Fig. 1

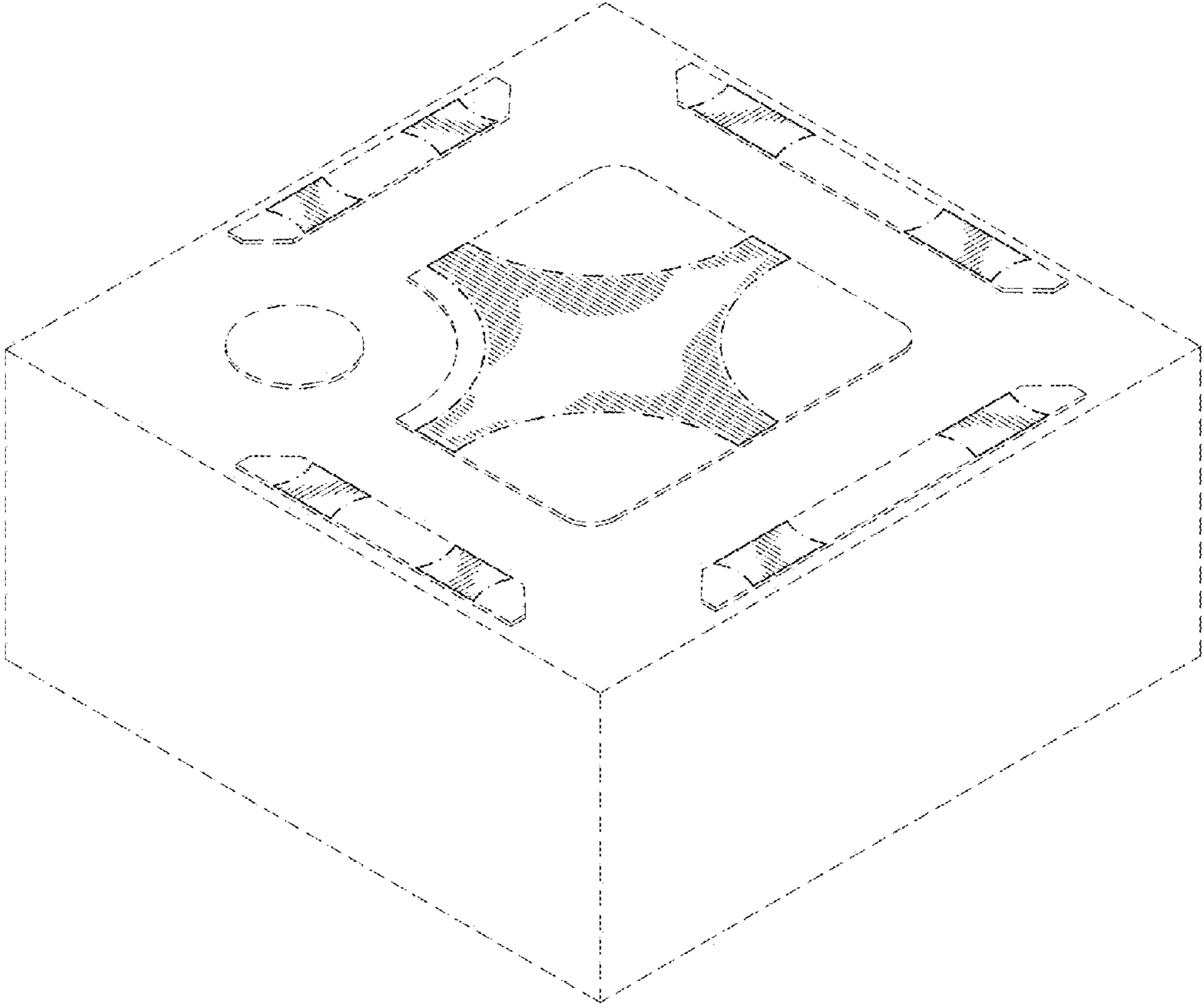
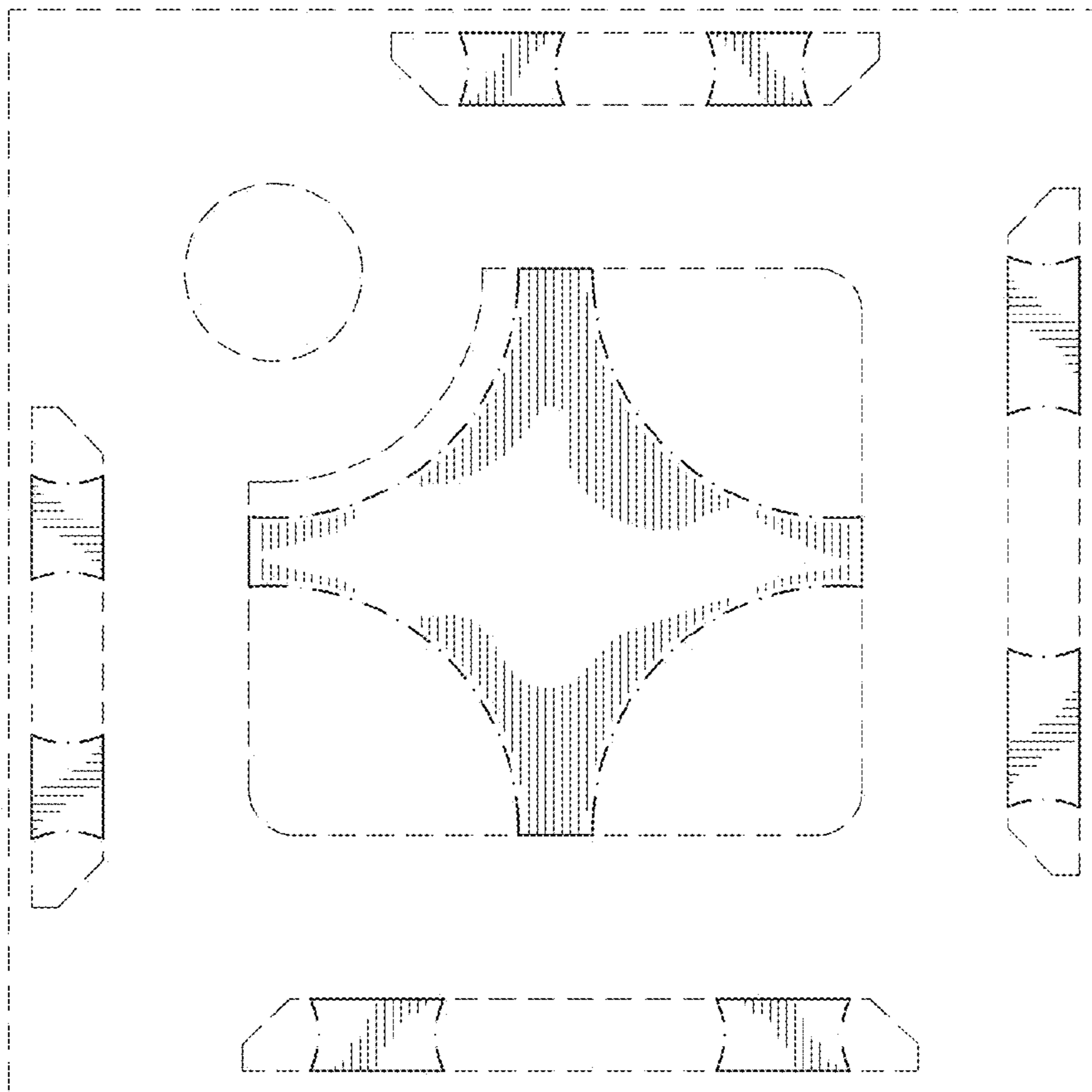


Fig. 2



**Fig. 3**




Fig. 4




Fig. 5



Fig. 6




Fig. 7

