



US00D751985S

(12) **United States Design Patent**
Curry

(10) **Patent No.:** **US D751,985 S**
(45) **Date of Patent:** **** Mar. 22, 2016**

(54) **PORTABLE POWER SUPPLY**
(71) Applicant: **Matthew Curry**, Toronto (CA)
(72) Inventor: **Matthew Curry**, Toronto (CA)
(**) Term: **14 Years**
(21) Appl. No.: **29/504,171**
(22) Filed: **Oct. 2, 2014**
(51) **LOC (10) Cl.** **13-02**
(52) **U.S. Cl.**
USPC **D13/103**
(58) **Field of Classification Search**
USPC D13/102–110, 118, 119, 184, 199;
D14/356, 432; 429/96–100, 163, 176
CPC Y02E 60/12; Y02E 60/122; Y02E 60/124;
Y02E 60/50; H01M 2/02; H01M 2/022;
H01M 2/0202; H01M 2/1061; H01M 2/1022;
H01M 2/1055; H01M 2/1066; H01M 2/105;
H01M 2/204; H01M 10/4257; H01M 10/0436;
H01M 10/48
See application file for complete search history.

D683,703 S * 6/2013 Akana D13/147
D684,114 S * 6/2013 Otani D13/103
D684,976 S * 6/2013 Akana D14/433
D707,680 S * 6/2014 Akana D14/433
D709,823 S * 7/2014 Corley D13/103
D714,728 S * 10/2014 Gentil D13/147
D715,219 S * 10/2014 Cepress D13/103
D717,243 S * 11/2014 Liu D13/103
D720,755 S * 1/2015 Nokuo D14/433
D729,727 S * 5/2015 Lin D13/103
D738,302 S * 9/2015 Jeong D13/108
2006/0099504 A1 * 5/2006 Kim H01M 2/0275
429/176
2009/0297891 A1 * 12/2009 Byun H01M 2/22
429/7
2013/0230752 A1 * 9/2013 Fujihara H01M 2/1235
429/82

* cited by examiner

Primary Examiner — Karen S Acker
Assistant Examiner — Carmen Arellano-Lado
(74) *Attorney, Agent, or Firm* — Gowling Lafleur
Henderson LLP; Joseph Conneely

(57) **CLAIM**
The ornamental design for a portable power supply, as shown
and described.

(56) **References Cited**

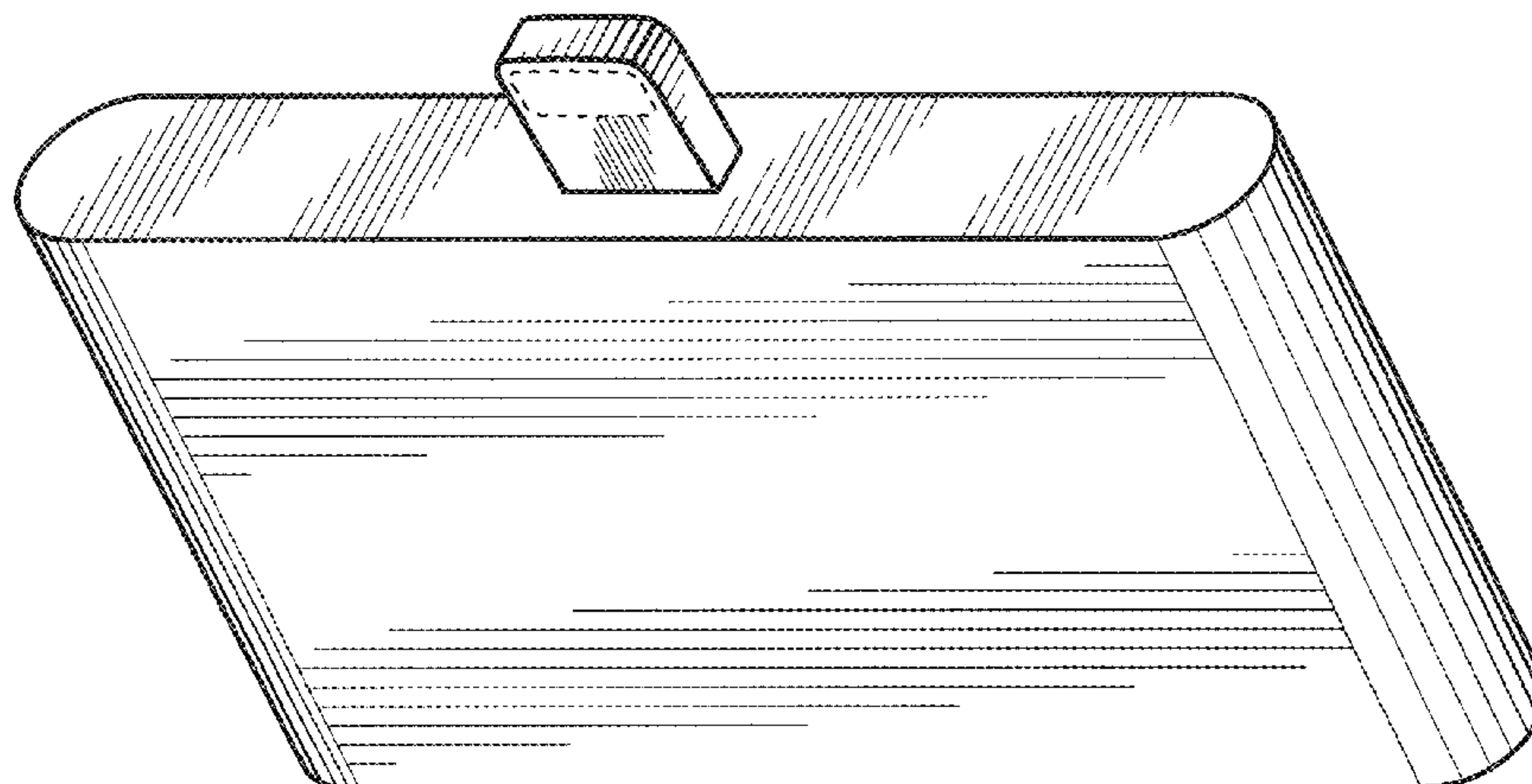
U.S. PATENT DOCUMENTS

6,399,243 B1 * 6/2002 Kaplan H01M 2/0255
429/176
D517,984 S * 3/2006 Suckle D13/110
D586,740 S * 2/2009 Song D13/103
D586,741 S * 2/2009 Song D13/103
D590,769 S * 4/2009 Tatehata D13/103
D592,130 S * 5/2009 Tatehata D13/103
D601,490 S * 10/2009 Zhu D13/102
7,700,230 B2 * 4/2010 Nagatani H01M 2/1235
429/163
D622,213 S * 8/2010 Nomi D13/103
D646,222 S * 10/2011 Tatehata D13/103
D656,496 S * 3/2012 Andre D14/341
D677,623 S * 3/2013 Fitch D13/108

DESCRIPTION

FIG. 1 is a front view of a portable power supply showing my
new design;
FIG. 2 is a rear view thereof;
FIG. 3 is a right side view thereof;
FIG. 4 is a left side view thereof;
FIG. 5 is a top view thereof;
FIG. 6 is a bottom view thereof; and,
FIG. 7 is a front perspective view thereof.
The broken lines in the views depict features of the portable
power supply that form no part of the claimed design.

1 Claim, 5 Drawing Sheets



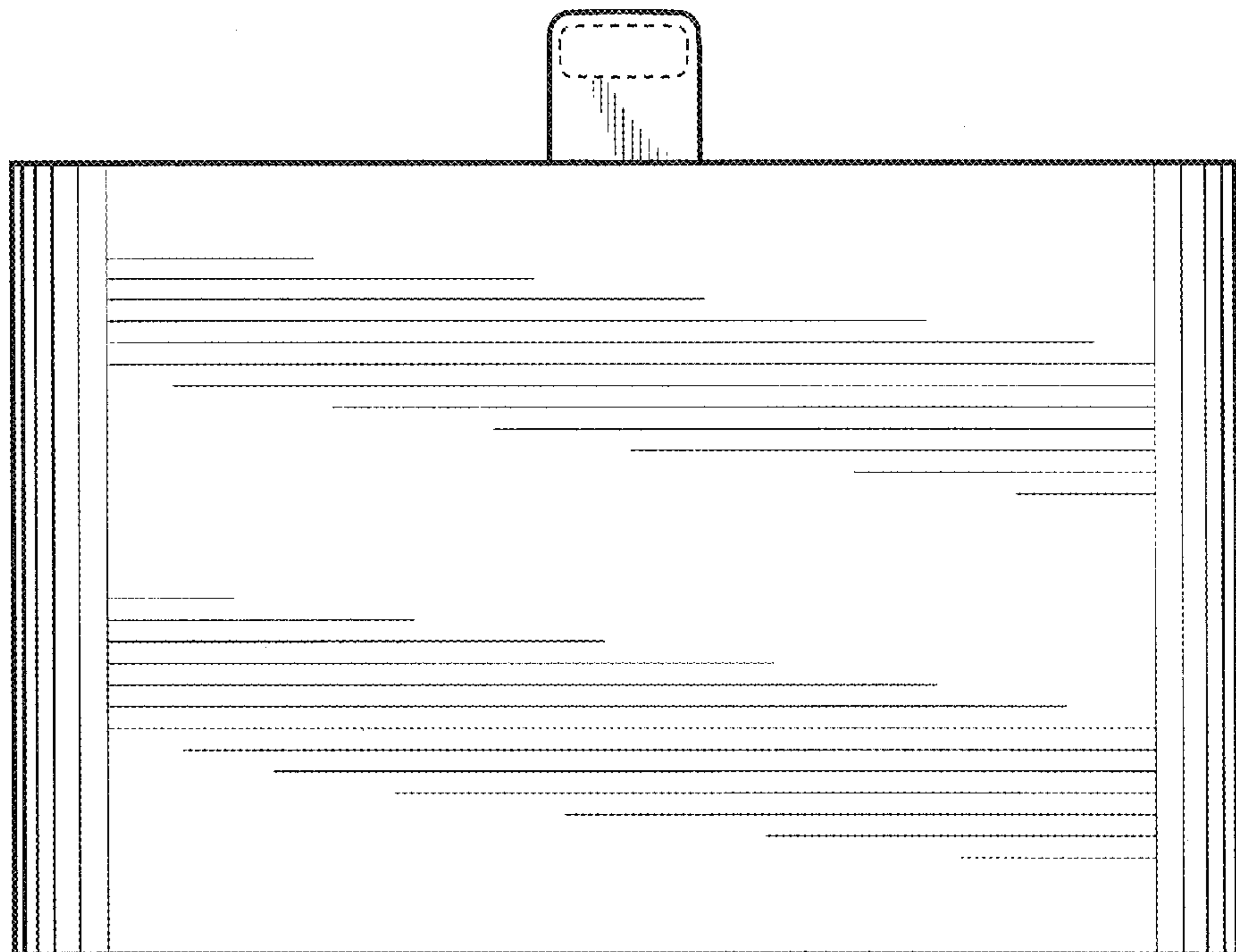


FIG.1

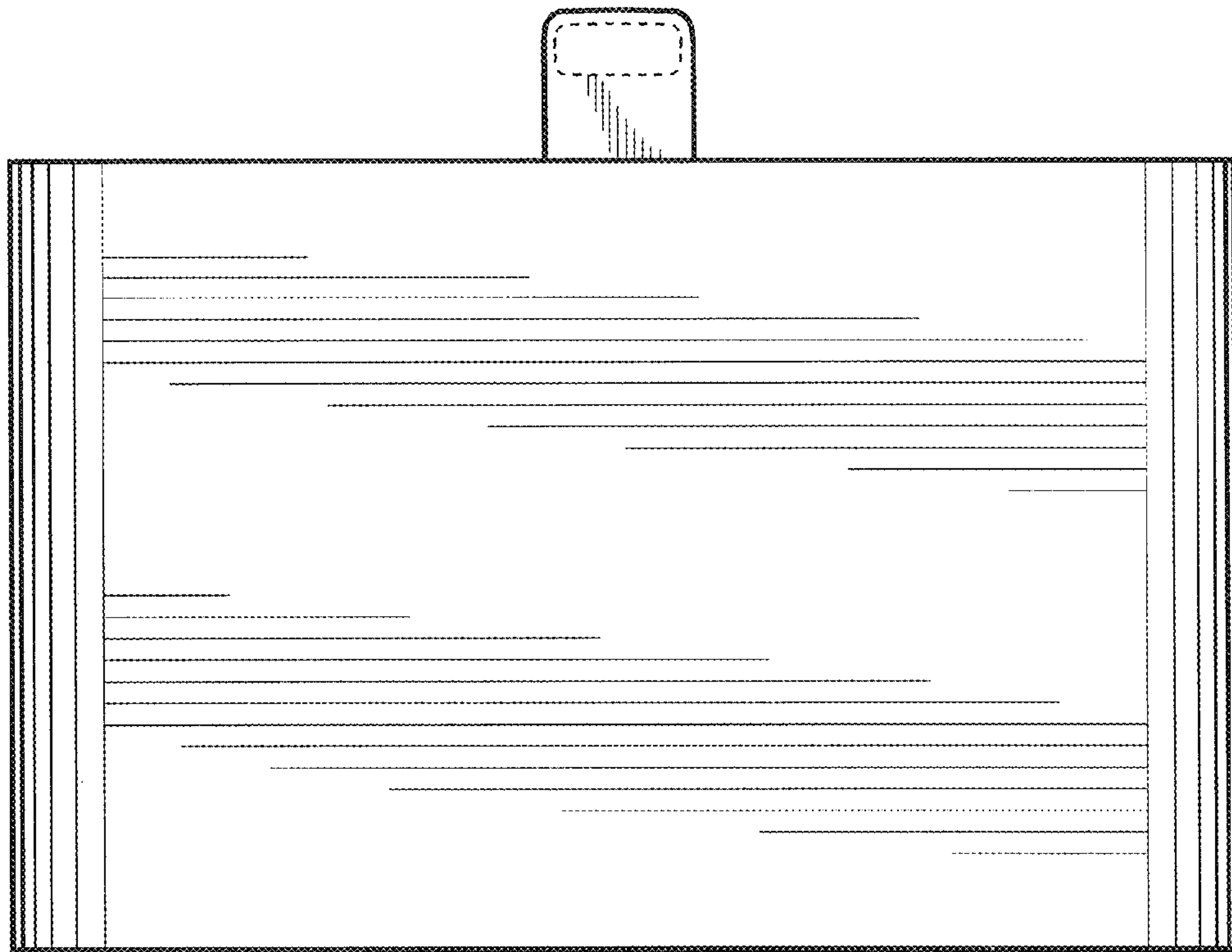


FIG.2




FIG.3




FIG.4

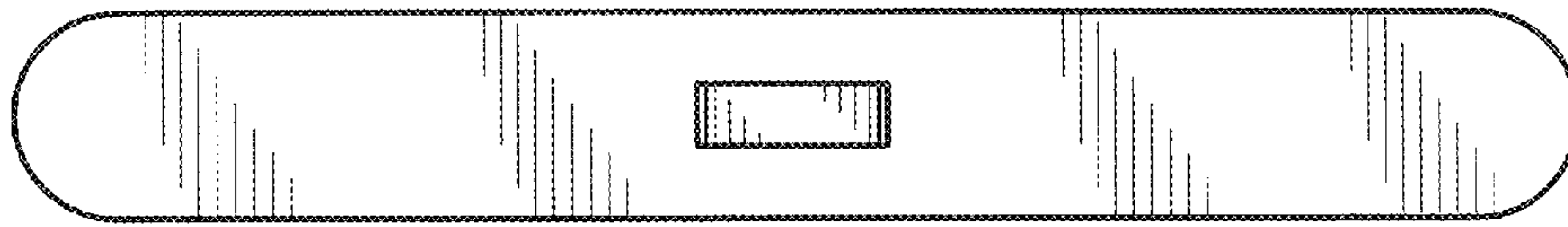


FIG. 5

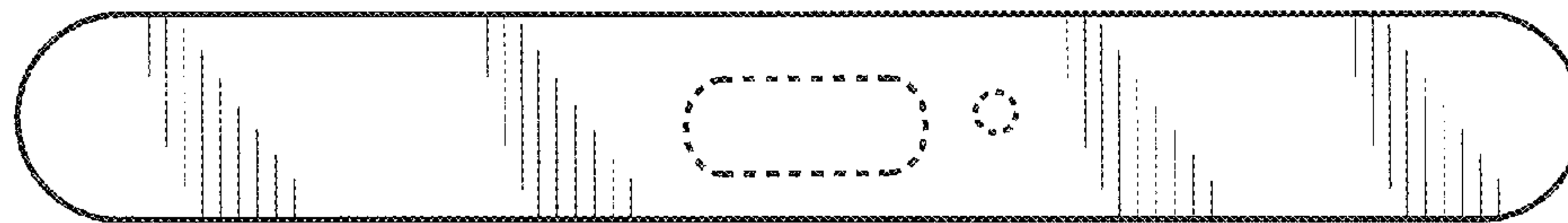


FIG. 6

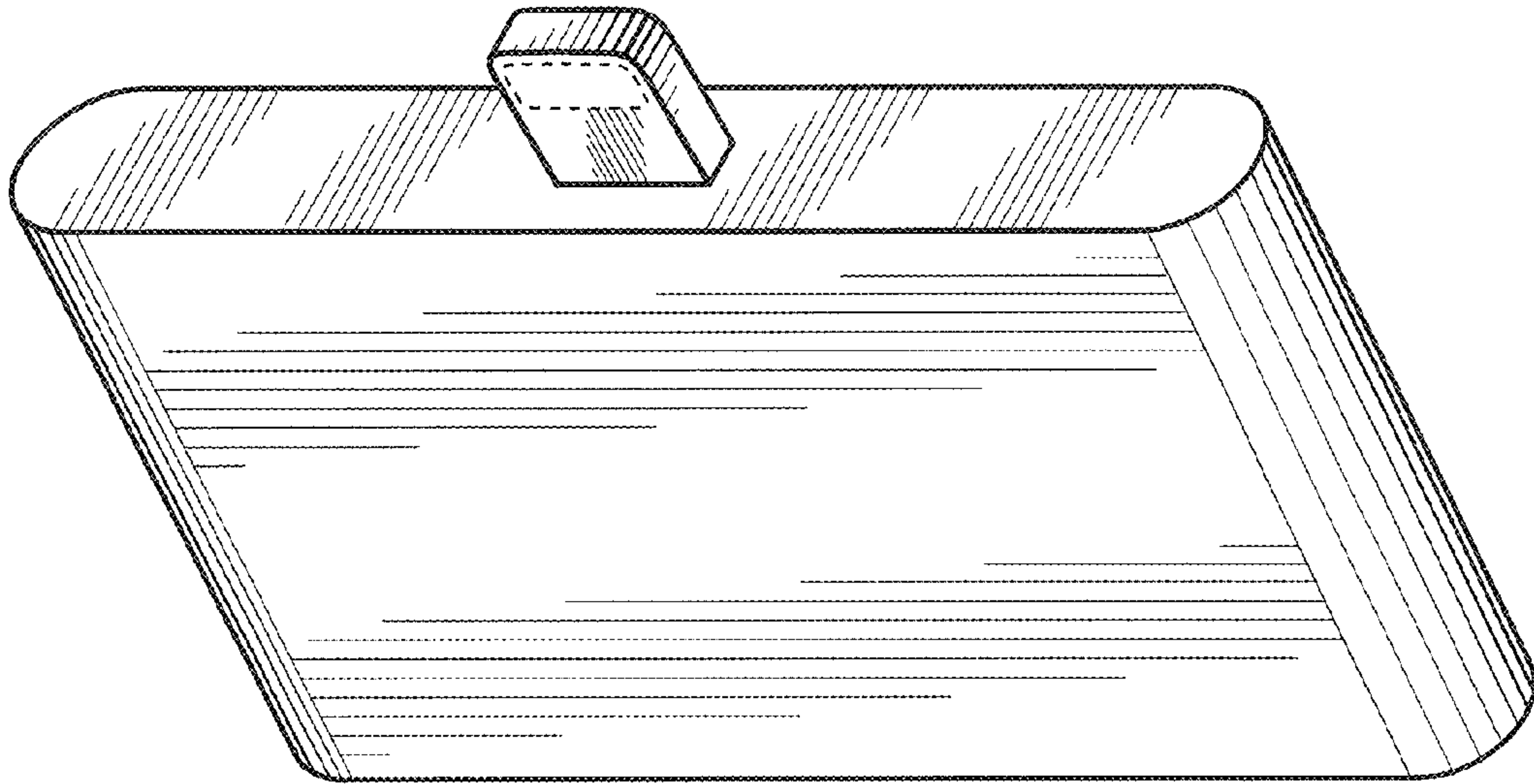


FIG.7