



US00D751962S

(12) **United States Design Patent**
Smith

(10) **Patent No.:** **US D751,962 S**
(45) **Date of Patent:** **** Mar. 22, 2016**

(54) **VEHICLE COMPONENT**

(71) Applicant: **Jaguar Land Rover Limited**, Coventry (GB)

(72) Inventor: **Luke Smith**, Coventry (GB)

(73) Assignee: **Jaguar Land Rover Limited** (GB)

(**) Term: **14 Years**

(21) Appl. No.: **29/512,727**

(22) Filed: **Dec. 22, 2014**

Related U.S. Application Data

(63) Continuation-in-part of application No. 29/509,471, filed on Nov. 18, 2014, which is a continuation-in-part of application No. 29/490,232, filed on May 7, 2014.

(30) **Foreign Application Priority Data**

Nov. 8, 2013 (EM) 002341230
Jun. 26, 2014 (EM) 002491282

(51) **LOC (10) Cl.** **12-08**

(52) **U.S. Cl.**
USPC **D12/190**

(58) **Field of Classification Search**
USPC D12/190, 106, 181, 191, 196, 400, 88
CPC B60R 13/02; B60R 13/04
See application file for complete search history.

(56) **References Cited**

U.S. PATENT DOCUMENTS

D300,918 S *	5/1989	Turner	D12/181
D491,503 S *	6/2004	Zyskowski	D12/173
D594,797 S *	6/2009	Lee	D12/190
D599,264 S *	9/2009	Akasawa	D12/181
D603,315 S *	11/2009	Gamou	D12/190
D613,220 S *	4/2010	Ikeda	D12/190
D621,757 S *	8/2010	Denet	D12/190
D660,755 S *	5/2012	Inoue	D12/190
D710,264 S *	8/2014	Watkins	D12/169

* cited by examiner

Primary Examiner — Katrina A Betton

(74) *Attorney, Agent, or Firm* — Fishman Stewart PLLC

(57) **CLAIM**


The ornamental design for a vehicle component, as shown and described.

DESCRIPTION

FIG. 1 is a front perspective view of a vehicle component; FIG. 2 is a rear perspective view of a vehicle component; FIG. 3 is left side view of a vehicle component; FIG. 4 is a right side view of a vehicle component; FIG. 5 is a front view of a vehicle component; FIG. 6 is a rear view of a vehicle component; FIG. 7 is a top view of a vehicle component; and, FIG. 8 is a view of the vehicle component elements shown separately from the vehicle for ease of disclosure prior to application to the vehicle.

Portions of the figures shown in diagonal lines are for illustrative purposes only and form no part of the claimed design.

1 Claim, 7 Drawing Sheets








FIG. 2




FIG. 3




FIG. 4




FIG. 5

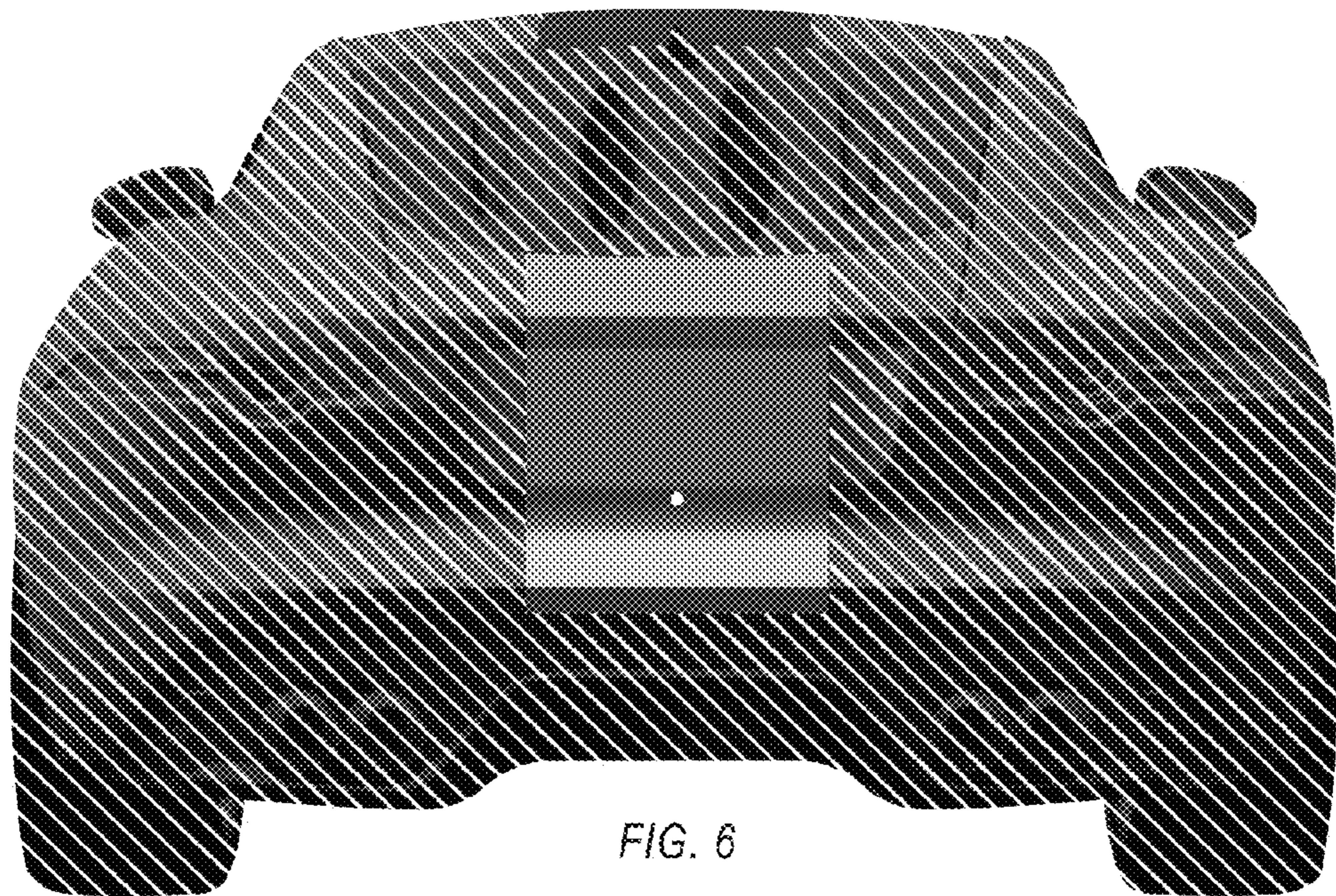


FIG. 6




FIG. 7

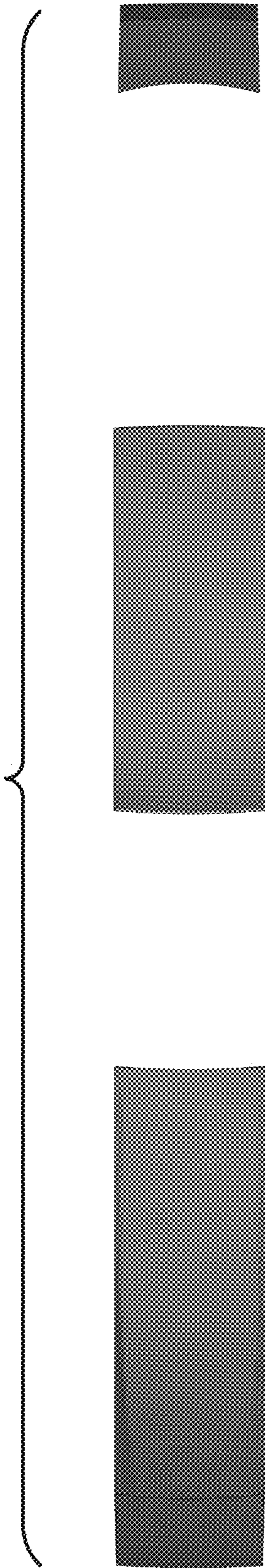


FIG. 8