

US00D751942S

(12) **United States Design Patent**
Vaughan et al.

(10) **Patent No.:** **US D751,942 S**
(45) **Date of Patent:** **** Mar. 22, 2016**

(54) **PENDANT**

(71) Applicant: **Athletes for Christ, LP**, Beaumont, TX
(US)

(72) Inventors: **John Kennedy Vaughan**, Beaumont, TX
(US); **Tammie Vaughan**, Beaumont, TX
(US)

(73) Assignee: **ATHLETES FOR CHRIST, LP**,
Beaumont, TX (US)

(**) Term: **14 Years**

(21) Appl. No.: **29/515,268**

(22) Filed: **Jan. 21, 2015**

(51) **LOC (10) Cl.** **11-01**

(52) **U.S. Cl.**
USPC **D11/81**

(58) **Field of Classification Search**
USPC D11/1, 2, 7, 8, 40–44, 79–86, 90, 91,
D11/92, 93, 54, 56, 47, 48, 62; D21/315,
D21/780
CPC A44C 1/00; A44C 3/00; A44C 3/004;
A44C 3/005; A44C 3/007; A44C 3/008;
A44C 5/02; A44C 7/002; A44C 25/00;
A44C 25/001; A44C 25/002; A44C 25/004;
A44C 25/005; A44C 25/007

See application file for complete search history.

(56) **References Cited**

U.S. PATENT DOCUMENTS

D18,356 S * 5/1888 Terry D11/81
D40,694 S * 5/1910 Pohlmann D11/83
D65,325 S * 7/1924 Brown D11/81
2,008,005 A * 7/1935 Chilson A44C 25/001
228/171
2,743,931 A * 5/1956 Pooley B29D 99/0042
264/321
5,214,940 A * 6/1993 Capifali A44C 5/20
24/633
D410,597 S * 6/1999 Mottern D12/120
D431,183 S * 9/2000 Beals D7/901
D451,047 S * 11/2001 Cohen D11/81

D451,425 S * 12/2001 Cohen D11/79
D474,872 S * 5/2003 Sullivan D99/26
D525,779 S * 8/2006 Gotlieb D3/211
D555,029 S * 11/2007 Hall D11/14
D585,644 S * 2/2009 Guilbault D11/157
D695,005 S * 12/2013 Kroupa D3/203.2
D703,945 S * 5/2014 Reynolds D11/81
D746,394 S * 12/2015 Fujisaki D21/466
2013/0305782 A1 * 11/2013 Butler A44C 5/20
63/12

OTHER PUBLICATIONS

[Online] http://cdn1.bigcommerce.com/n-63unu/d05toasu/products/795/images/1241/Softball_Baseball_Mini_3D_back_59037.1434379671.1280.1280.jpg?c=2. Retrieved Jan. 3, 2016.*
[Online] http://cdn2.bigcommerce.com/server2900/86b51/products/4701/images/5458/4098_33803.1404134620.200.200.jpg?c=2. Retrieved Jan. 3, 2016.*
[Online] <http://thumbs.ebaystatic.com/images/g/QoAAOSwZ1lWdt2Z/s-l225.jpg>. Retrieved Jan. 3, 2016.*

* cited by examiner

Primary Examiner — Garth Rademaker

Assistant Examiner — Melanie Pellegrini

(74) *Attorney, Agent, or Firm* — Egbert Law Offices, PLLC

(57) **CLAIM**

The ornamental design for a pendant, as shown and described.

DESCRIPTION

FIG. 1 is a perspective view of a pendant showing our new design.

FIG. 2 is a front thereof;

FIG. 3 is a rear view thereof;

FIG. 4 is a side view thereof;

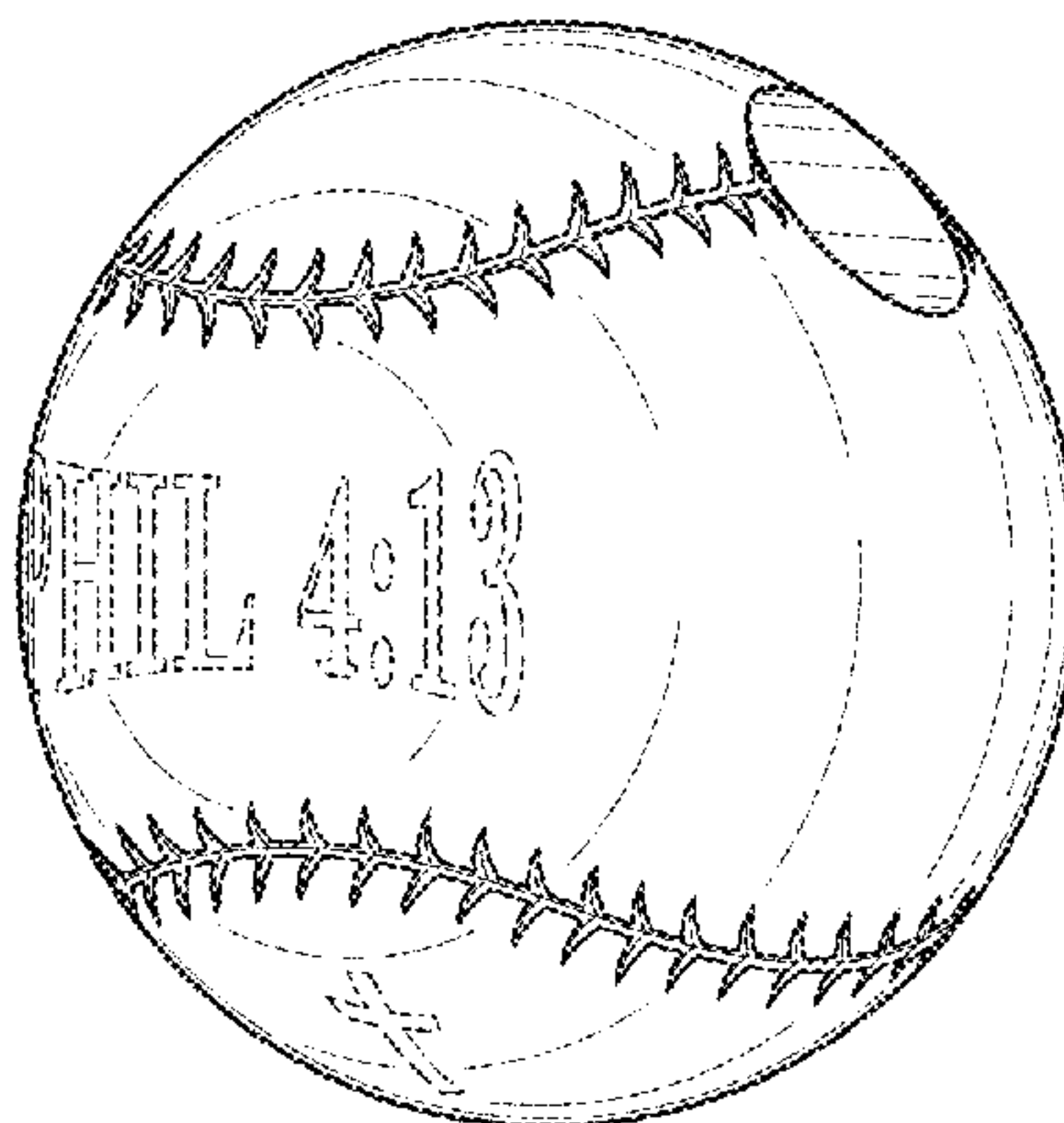
FIG. 5 is an opposite view thereof;

FIG. 6 is a top view thereof; and,

FIG. 7 is a bottom view thereof.

The broken lines showing a chain in FIG. 2 represent environmental subject matter and all other broken lines in the drawings represent unclaimed portions of the pendant. The broken lines form no part of the claimed design.

1 Claim, 3 Drawing Sheets



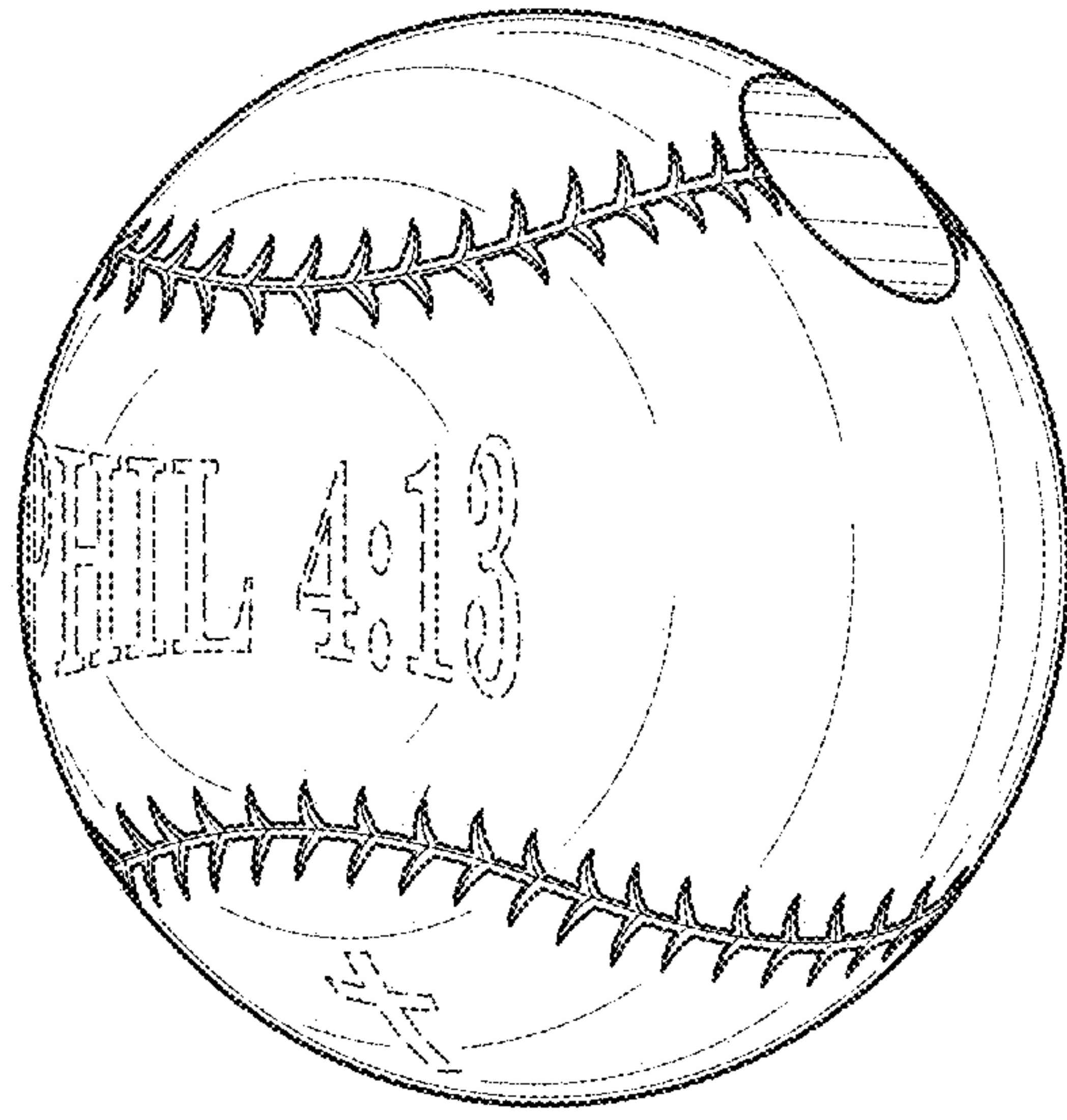


FIG. 1



FIG. 2



FIG. 3

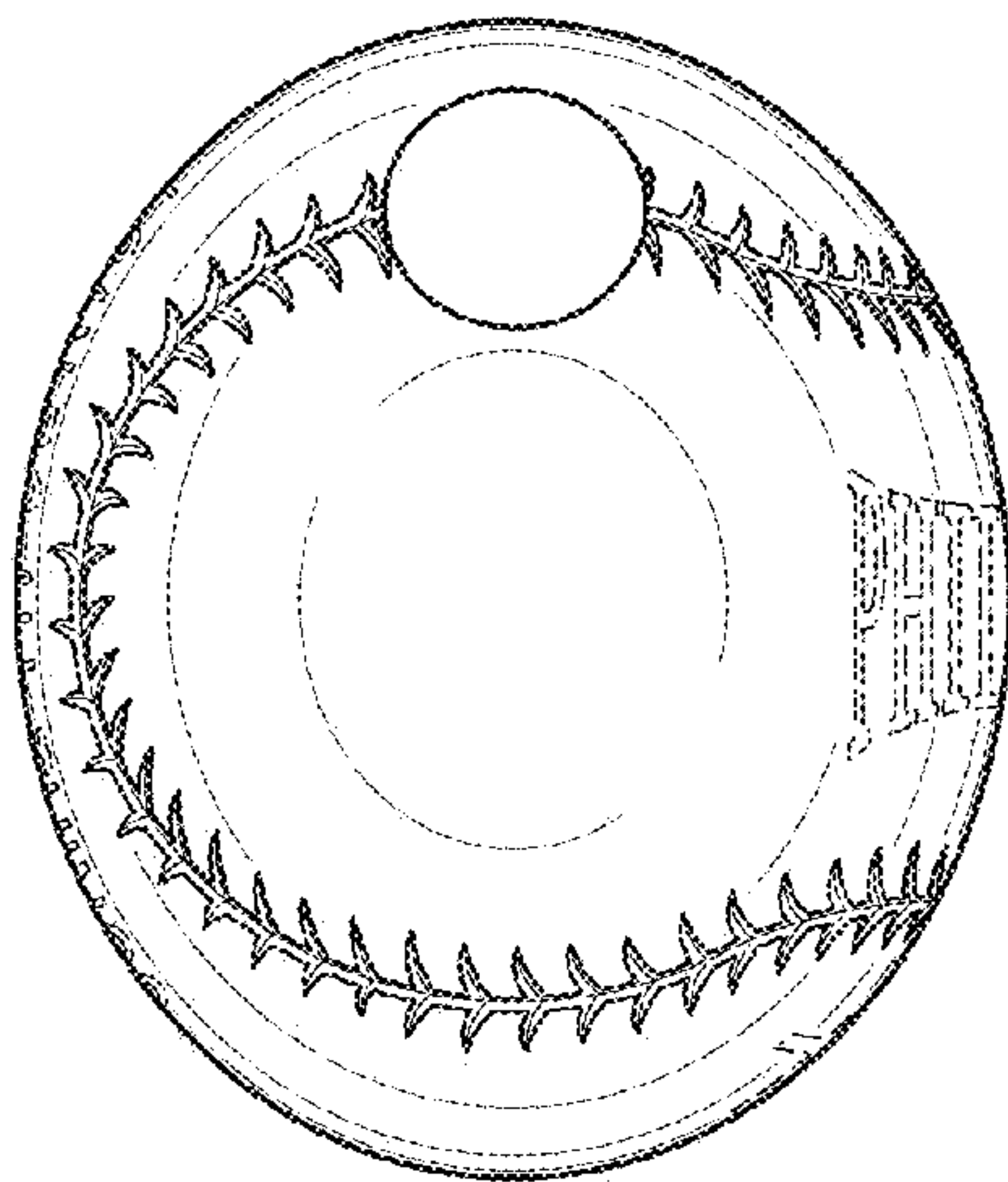


FIG. 4

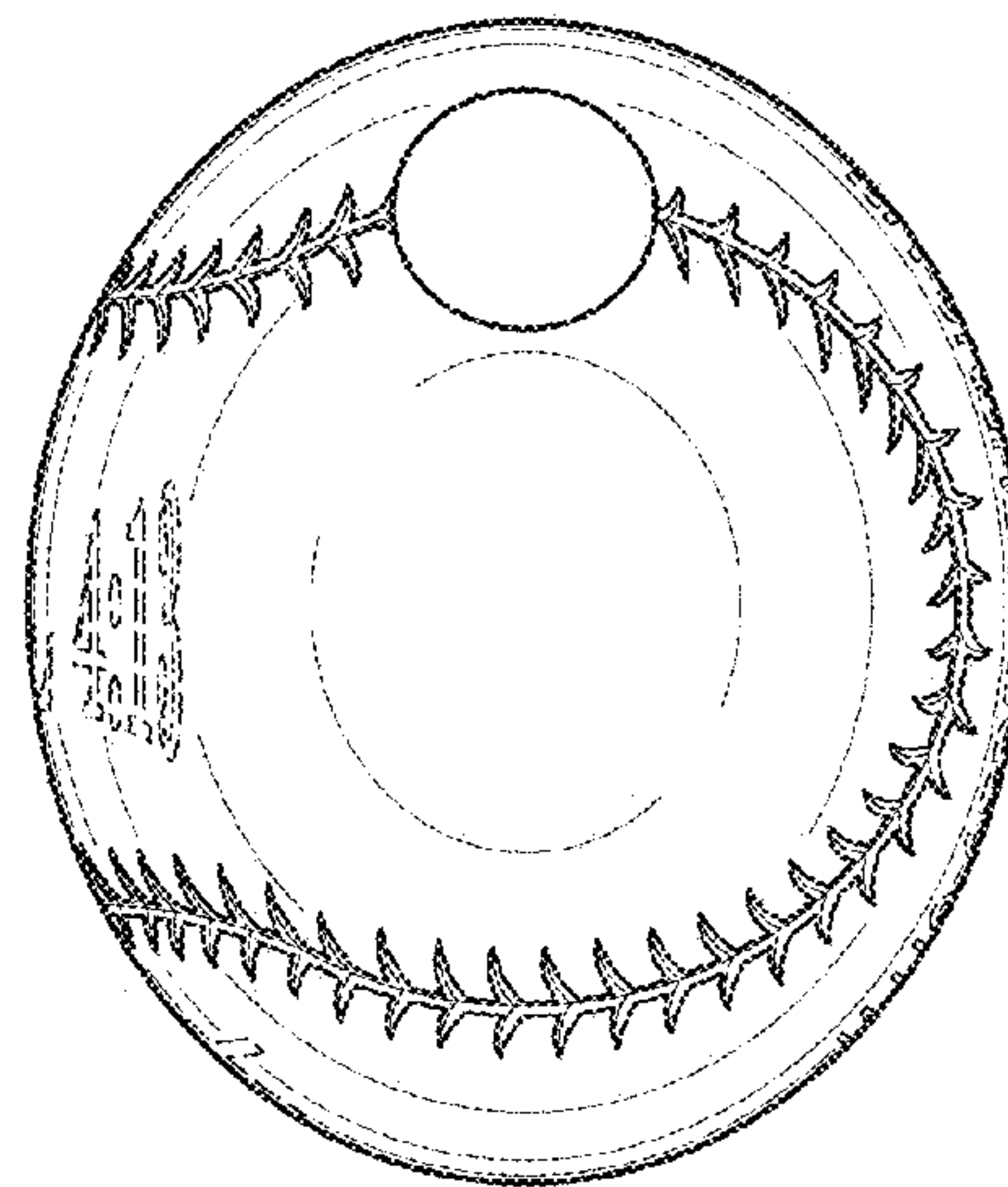


FIG. 5

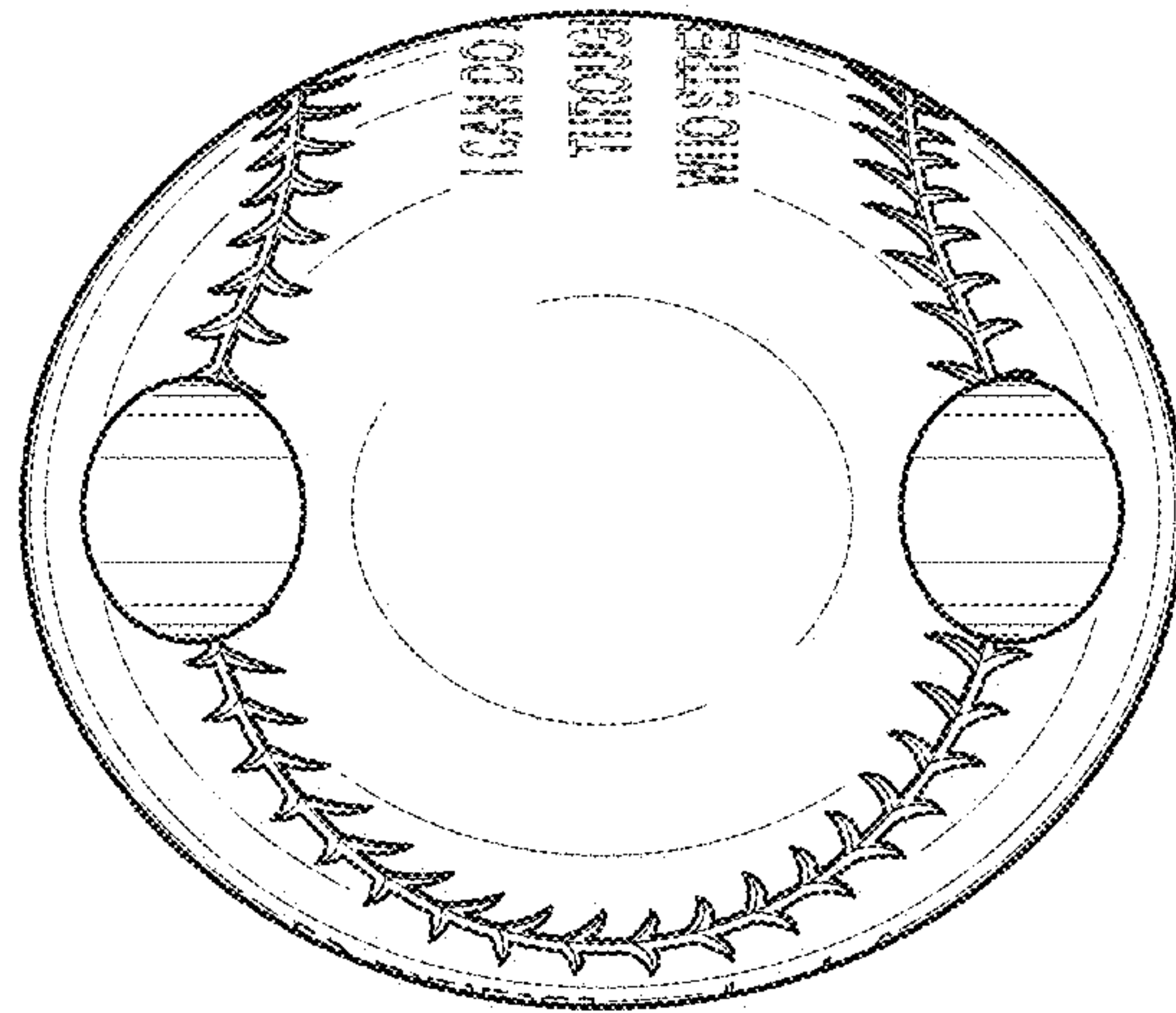


FIG. 6

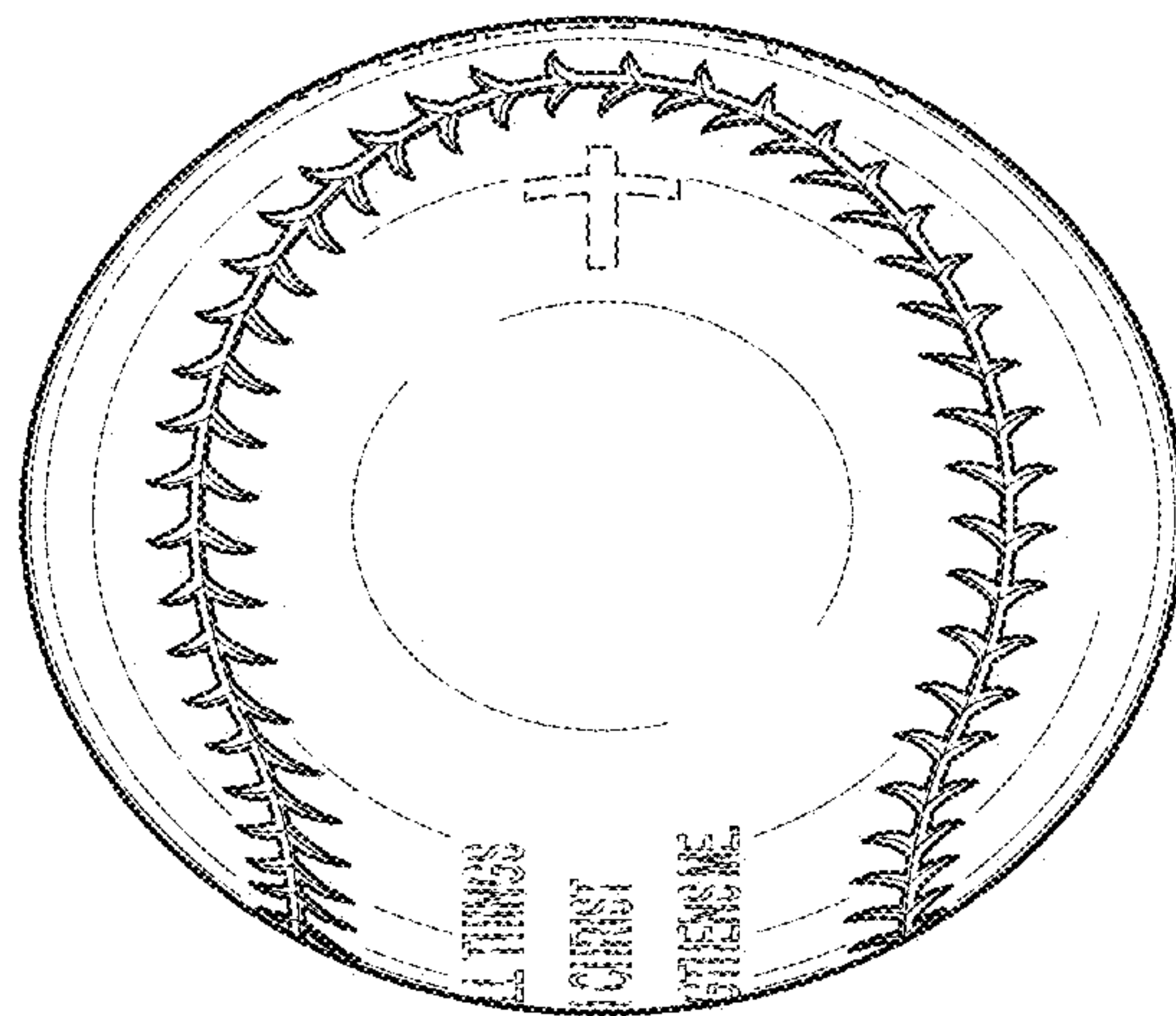


FIG. 7