



US00D751935S

(12) **United States Design Patent**
Wu et al.

(10) **Patent No.:** **US D751,935 S**
(45) **Date of Patent:** **** Mar. 22, 2016**

(54) **DEACTIVATOR**

(71) Applicant: **Checkpoint Systems, Inc.**, Thorofare, NJ (US)

(72) Inventors: **Tao Wu**, Shanghai (CN); **Ronald Decker**, Turnersville, NJ (US); **Nimesh Shah**, Marlton, NJ (US); **Haiming Gu**, Shanghai (CN)

(73) Assignee: **CHECKPOINT SYSTEMS, INC.**, Thorofare, NJ (US)

(**) Term: **14 Years**

(21) Appl. No.: **29/482,207**

(22) Filed: **Feb. 14, 2014**

(51) **LOC (10) Cl.** **10-06**

(52) **U.S. Cl.**

USPC **D10/104.1**

(58) **Field of Classification Search**

USPC D26/9, 10, 12, 13, 15, 16, 24, 51, 61, D26/72, 76, 80, 81, 85, 86, 88, 90, 113, 118, D26/119, 120, 122, 128, 129, 138, 143, D26/144; D13/180; D10/18, 21, 24, 25, 27, D10/28, 46, 93, 104, 106, 113, 114, 116.1, D10/121; D17/99

CPC B60Q 1/04; B60Q 1/26; F21S 8/026; F21S 8/04; F21V 29/004; F21V 21/02; F21V 21/04; F21V 29/2212; F21Y 2101/02; H05K 7/20727; H05K 7/20581; F04D 25/166; F04D 15/00; F04D 29/664; F24F 3/044; F24F 7/06; F24F 13/24

See application file for complete search history.

(56) **References Cited**

U.S. PATENT DOCUMENTS

D213,636 S * 3/1969 Burch D26/50
D243,035 S * 1/1977 Kohlenstein D26/24
4,393,725 A * 7/1983 Satterfield 73/862.41
4,635,167 A * 1/1987 Schlosser 362/85

4,862,741 A * 9/1989 Heusser 73/160
D326,235 S * 5/1992 Bastijanec et al. D10/75
5,375,038 A * 12/1994 Hardt 361/694
D378,515 S * 3/1997 Senshiki D14/353
5,908,263 A * 6/1999 Conners et al. 404/9
D412,290 S * 7/1999 Apotheloz D10/46
D419,971 S * 2/2000 Ito et al. D14/356
D426,785 S * 6/2000 Asai et al. D10/75
6,232,553 B1 * 5/2001 Regen 174/64
6,310,770 B1 * 10/2001 Negishi 361/695
6,388,880 B1 * 5/2002 El-Ghobashy et al. 361/695

(Continued)

OTHER PUBLICATIONS

NFC antennas and controllers, image post date Nov. 6, 2013, site visited Jun. 27, 2015, (online), <http://www.nfcworld.com/2013/11/06/326736/nxp-adds-esd-protection-nfc-phone-antennas/?relatedposts_hit=1&relatedposts_origin=35726&relatedposts_position=0>.*

(Continued)

Primary Examiner — Kevin Rudzinski

Assistant Examiner — Sean D Lough

(74) *Attorney, Agent, or Firm* — Nelson Mullins Riley & Scarborough LLP

(57)

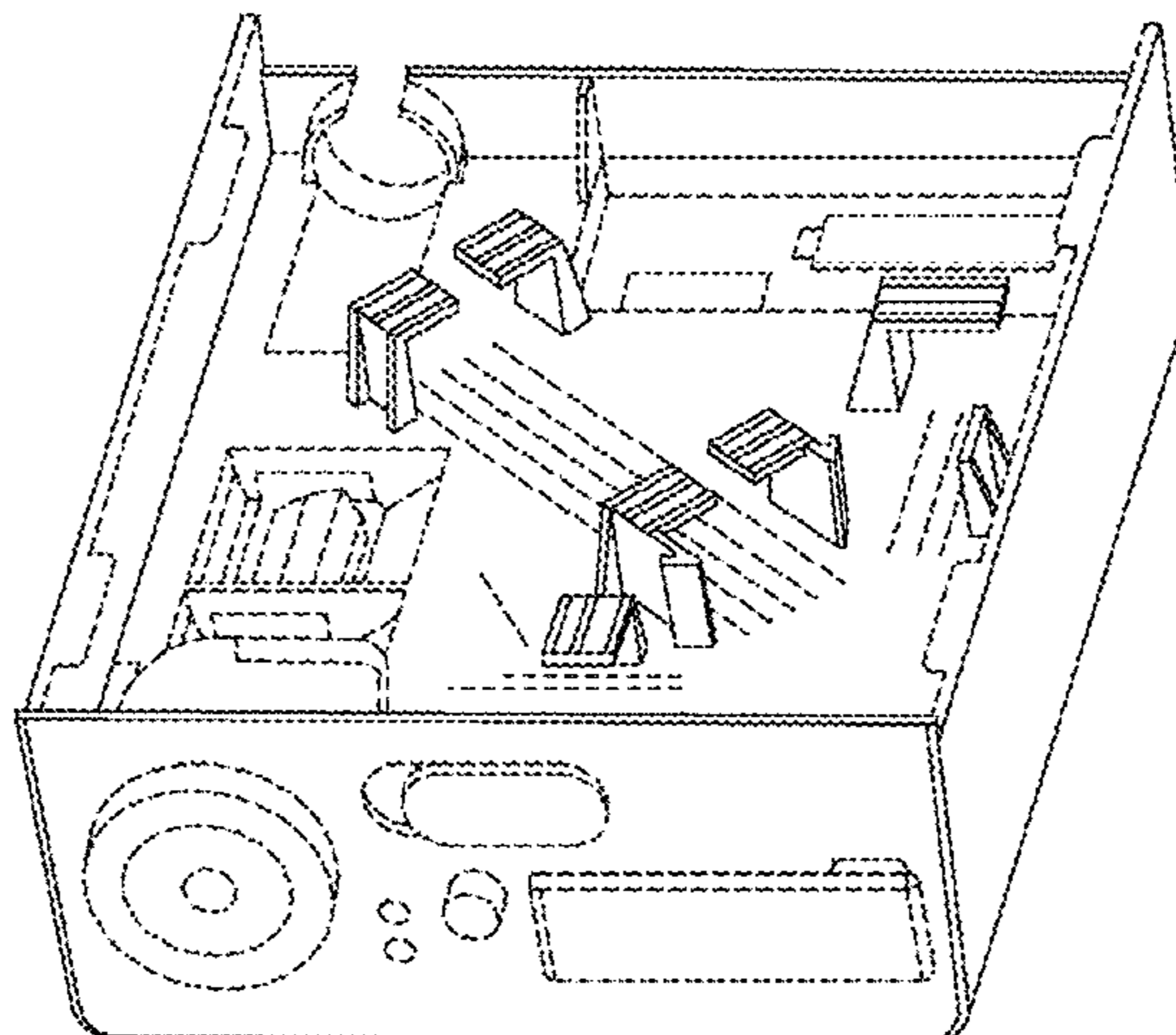
CLAIM

The ornamental design for a deactivator, as shown and described.

DESCRIPTION

FIG. 1 is an isometric view of a deactivator showing a new design with a removable top cover attached; FIG. 2 is an isometric view of the deactivator showing the new design with the removable top cover removed; and, FIG. 3 is a top view of the deactivator, showing the new design with the removable top cover removed. The broken lines (where present) in all FIGS. illustrate portions of the deactivator that form no part of the claimed design.

1 Claim, 3 Drawing Sheets



(56)

References Cited

U.S. PATENT DOCUMENTS

D492,683 S * 7/2004 Nishio et al. D14/367
 D494,160 S * 8/2004 Chen D14/314
 6,839,233 B2 * 1/2005 Cravens et al. 361/695
 D507,539 S * 7/2005 Hull et al. D13/152
 6,921,247 B2 * 7/2005 Stewart et al. 415/213.1
 7,070,294 B2 * 7/2006 Patti 362/153.1
 D556,143 S * 11/2007 Ni D13/152
 D565,513 S * 4/2008 Biondo et al. D13/174
 D570,646 S * 6/2008 Jeon D7/402
 7,458,705 B2 * 12/2008 Chiba et al. 362/362
 7,524,080 B2 * 4/2009 Tu et al. 362/183
 7,597,534 B2 * 10/2009 Hopkins 415/119
 D615,565 S * 5/2010 Kristiansen et al. D15/86
 7,722,212 B2 * 5/2010 Searfoss 362/231
 D631,364 S * 1/2011 Da Vinci et al. D9/600
 7,880,283 B2 * 2/2011 Zhuang 257/678
 D640,376 S * 6/2011 Amano et al. D24/138
 D643,130 S * 8/2011 Oonuma et al. D24/232
 D646,398 S * 10/2011 Oonuma et al. D24/232
 D651,101 S * 12/2011 Ziganek et al. D10/46
 D654,211 S * 2/2012 Melzner et al. D26/118
 D676,814 S * 2/2013 Paul D13/152
 D681,845 S * 5/2013 Matsuguma D24/232
 D692,158 S * 10/2013 Matoba et al. D24/216
 D693,763 S * 11/2013 Ray et al. D13/108
 D706,974 S * 6/2014 Nikayin et al. D26/138

D707,386 S * 6/2014 McKenzie et al. D26/142
 D709,621 S * 7/2014 Chang et al. D24/216
 8,852,773 B2 * 10/2014 Yoon 429/72
 8,861,200 B2 * 10/2014 Malmberg 361/695
 D722,569 S * 2/2015 Osborne D13/152
 D722,975 S * 2/2015 Debone et al. D13/152
 D723,473 S * 3/2015 Hagarty D13/152
 2001/0007526 A1 * 7/2001 Ohkohdo et al. 362/249
 2007/0044985 A1 * 3/2007 Tideback 174/50
 2011/0188254 A1 * 8/2011 Burt 362/365

OTHER PUBLICATIONS

32bit Board, image post date Nov. 25, 2014, site visited Jun. 27, 2015, (online), <<http://web.archive.org/web/20141125190447/http://www.cnchelicopter.com/basecam-electronics-camera-stabilizer-system-32bit-board-dual-imu-included/>>.*
 Barcode Scanner, image post date 2011, site visited Jun. 27, 2015, (online), <http://www.cgsdigital.com/manufacturers/z84b357/iz26be70e-barcode_scanner.html>.*
 Covering Panel Single Height, image post date Feb. 7, 2013, site visited Jun. 27, 2015, (online), <<http://web.archive.org/web/20130207224440/http://www.globelink.co.nz/category/products/power-distribution/distribution-boards/panel-blank-1-module/>>.*
 Enclosure—TinEye, image post date Sep. 9, 2010, site visited Jun. 27, 2015, (online), <<https://www.tineye.com/search/afc8dadadb71832197a2e4bfab755576d1d55ffa/?pluginver=>>>.*

* cited by examiner

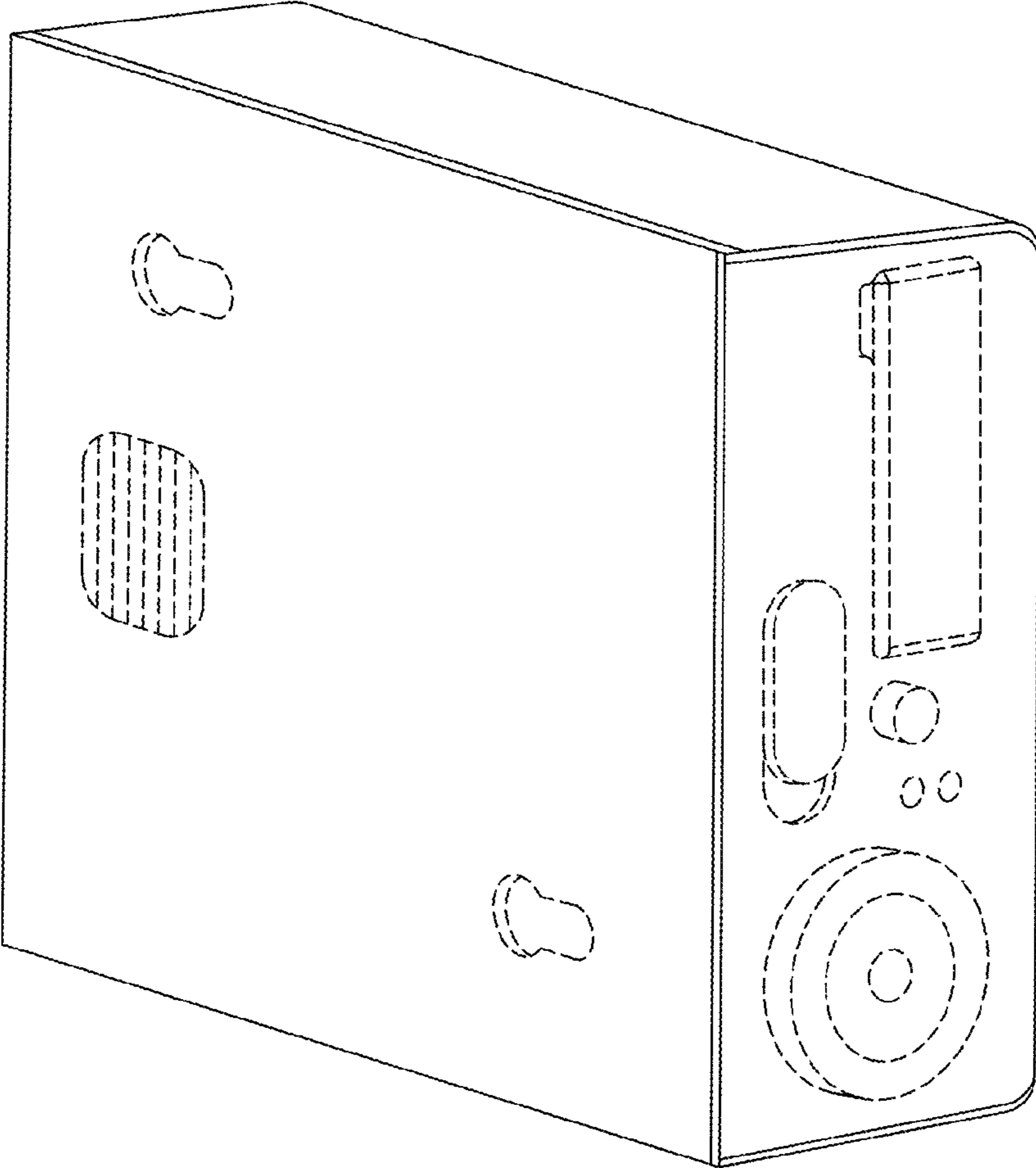


FIG. 1

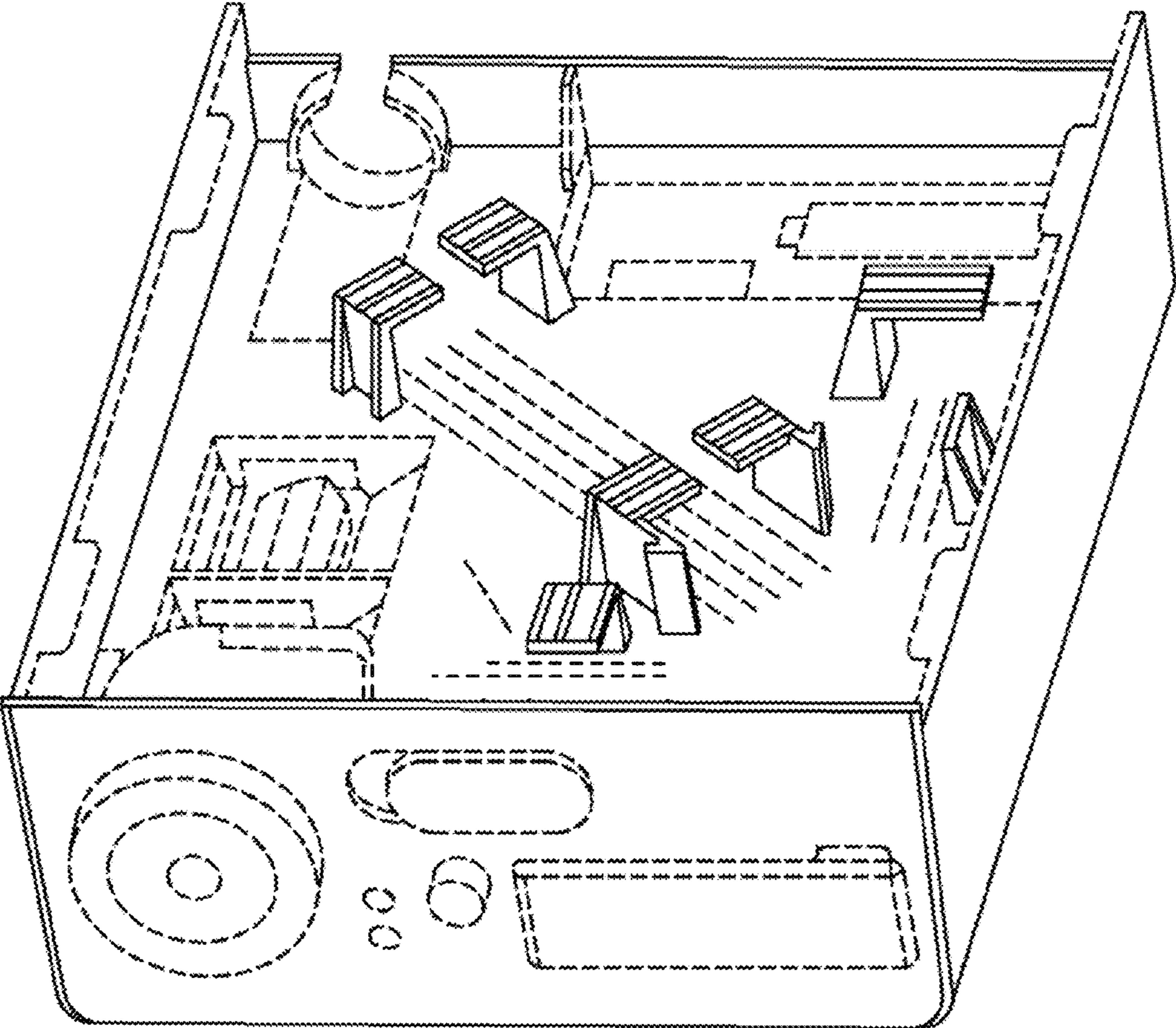


FIG. 2

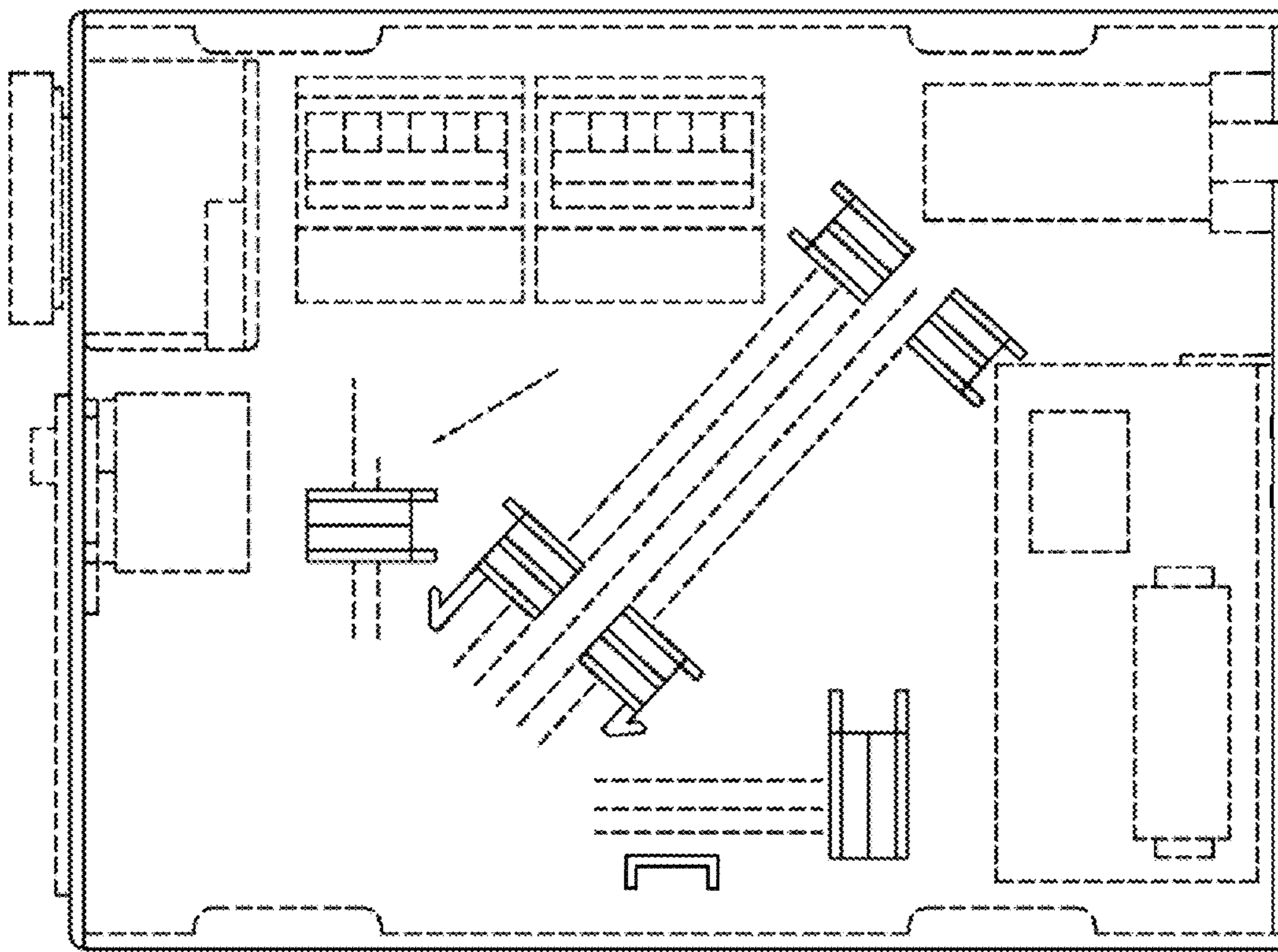


FIG. 3