



US00D751930S

(12) **United States Design Patent**  
**Miodrag**

(10) **Patent No.:** **US D751,930 S**  
(45) **Date of Patent:** **\*\* Mar. 22, 2016**

(54) **WATCH**

(71) Applicant: **HUBLLOT SA, Geneve, Geneva (CH)**

(72) Inventor: **Mijatovic Miodrag, Preverenges (CH)**

(73) Assignee: **HUBLLOT SA, Geneve, Genève (CH)**

(\*\*) Term: **14 Years**

(21) Appl. No.: **29/493,745**

(22) Filed: **Jun. 12, 2014**

(30) **Foreign Application Priority Data**

Dec. 13, 2013 (WO) ..... DM/082 508

(51) **LOC (10) Cl.** ..... **10-02**

(52) **U.S. Cl.**

USPC ..... **D10/39; D10/30; D10/126**

(58) **Field of Classification Search**

USPC ..... **D10/30-39, 1-29, 122-132**

CPC ..... **G04B 15/00; G04B 15/06; G04B 17/06;**

**G04B 17/285; G04B 37/00; G04B 37/0008;**

**G04B 37/0058; G04B 45/00; G04B 45/038;**

**G04B 45/0069; G04B 45/0076; G04B 45/02**

See application file for complete search history.

(56) **References Cited**

**U.S. PATENT DOCUMENTS**

2,044,808 A \* 6/1936 Povelsen ..... 368/28

D440,514 S \* 4/2001 Gruosi ..... D10/125

|                |         |            |       |         |
|----------------|---------|------------|-------|---------|
| D511,695 S *   | 11/2005 | Hegi       | ..... | D10/39  |
| D523,357 S *   | 6/2006  | Kummer     | ..... | D10/38  |
| D539,674 S *   | 4/2007  | Vaptzarof  | ..... | D10/38  |
| 7,646,679 B2 * | 1/2010  | Gil et al. | ..... | 368/223 |
| D628,929 S *   | 12/2010 | Gruosi     | ..... | D10/125 |
| D628,930 S *   | 12/2010 | Gruosi     | ..... | D10/125 |
| D637,093 S *   | 5/2011  | Salemi     | ..... | D10/32  |
| D642,075 S *   | 7/2011  | Crocco     | ..... | D10/39  |
| D649,481 S *   | 11/2011 | Crocco     | ..... | D10/39  |
| D652,326 S *   | 1/2012  | Kummer     | ..... | D10/38  |

\* cited by examiner

*Primary Examiner* — Martie K Holtje

(74) *Attorney, Agent, or Firm* — Sughrue Mion, PLLC

(57) **CLAIM**

The ornamental design for a watch, as shown and described.

**DESCRIPTION**

FIG. 1 is a bottom, right front perspective view of a watch showing my new design;

FIG. 2 is a front elevational view thereof;

FIG. 3 is a rear elevational view thereof;

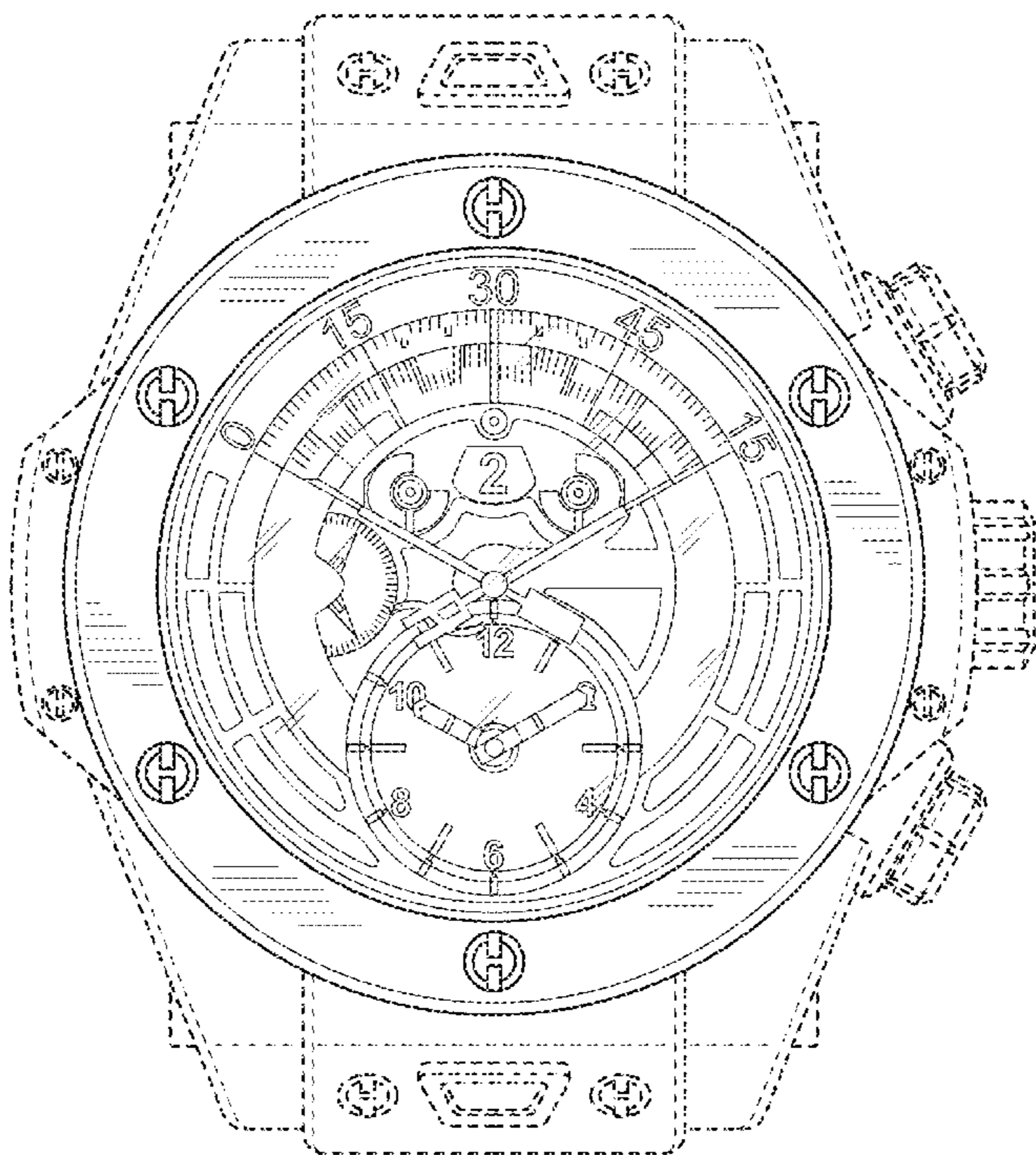
FIG. 4 is a left side elevational view thereof;

FIG. 5 is a right side elevational view thereof; and,

FIG. 6 is a top plan view thereof.

The structural features depicted by broken lines in FIGS. 1-6 are shown for the purpose of illustrating portions of the watch that form no part of the claimed design.

**1 Claim, 4 Drawing Sheets**



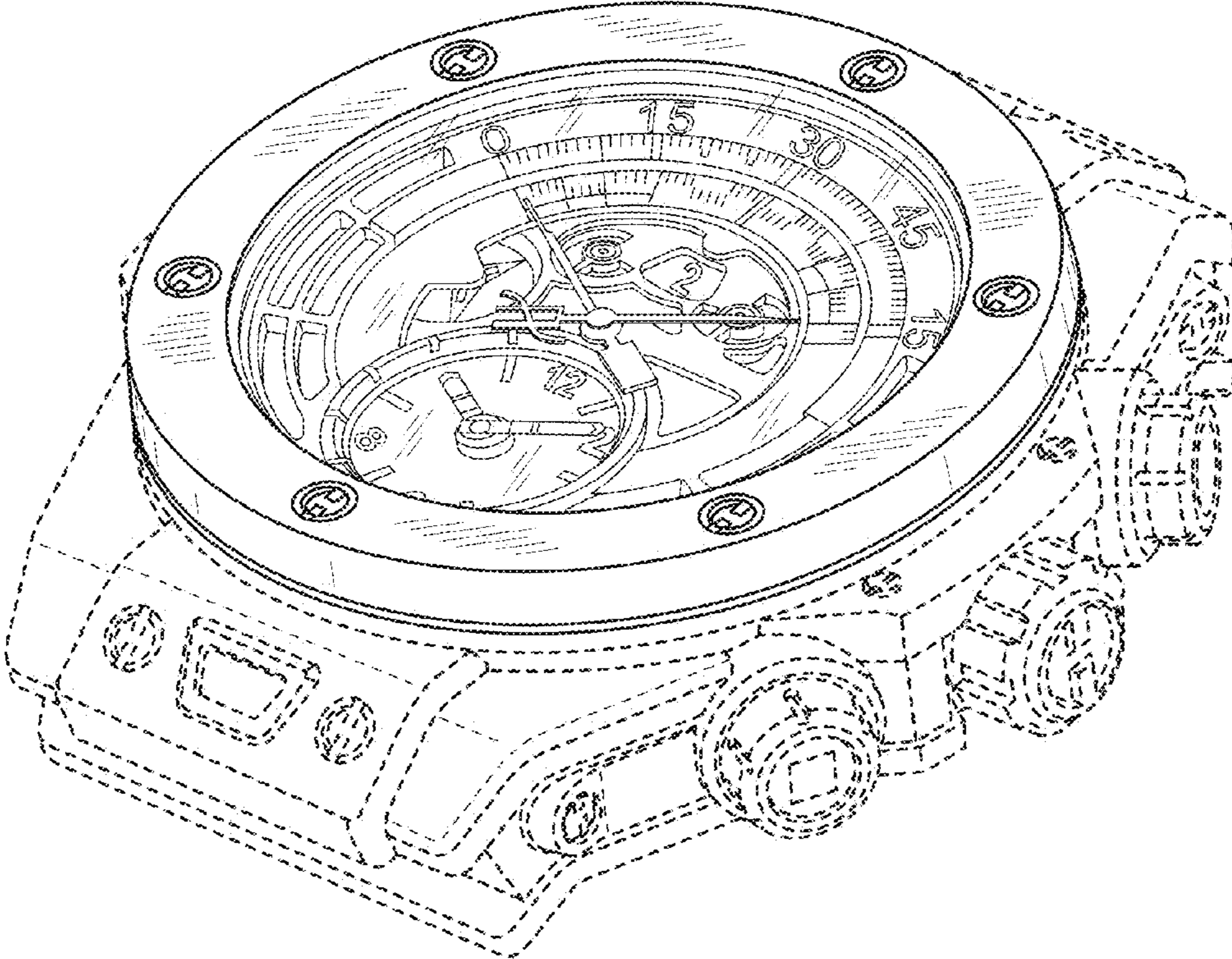


FIG. 1

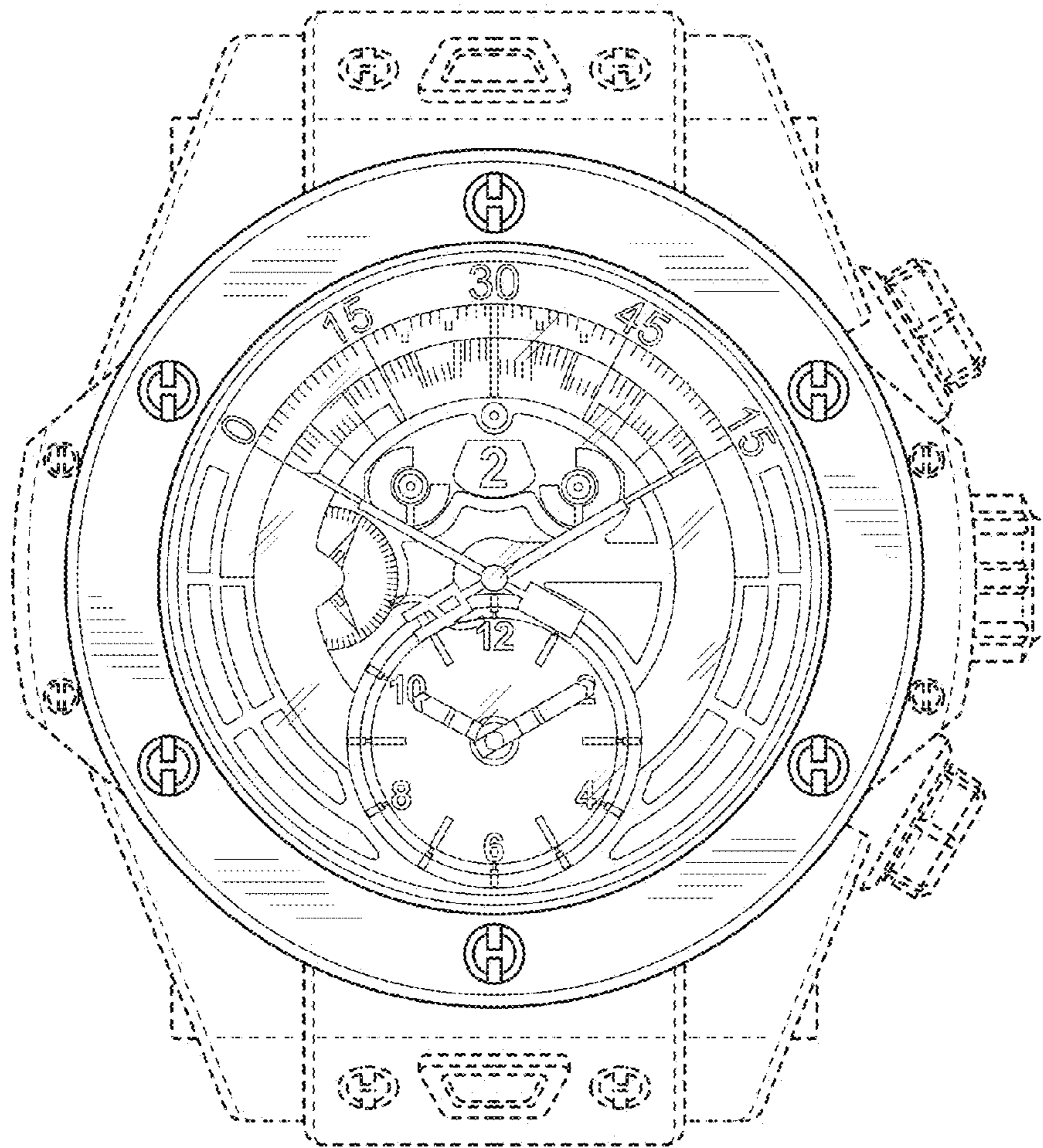


FIG. 2

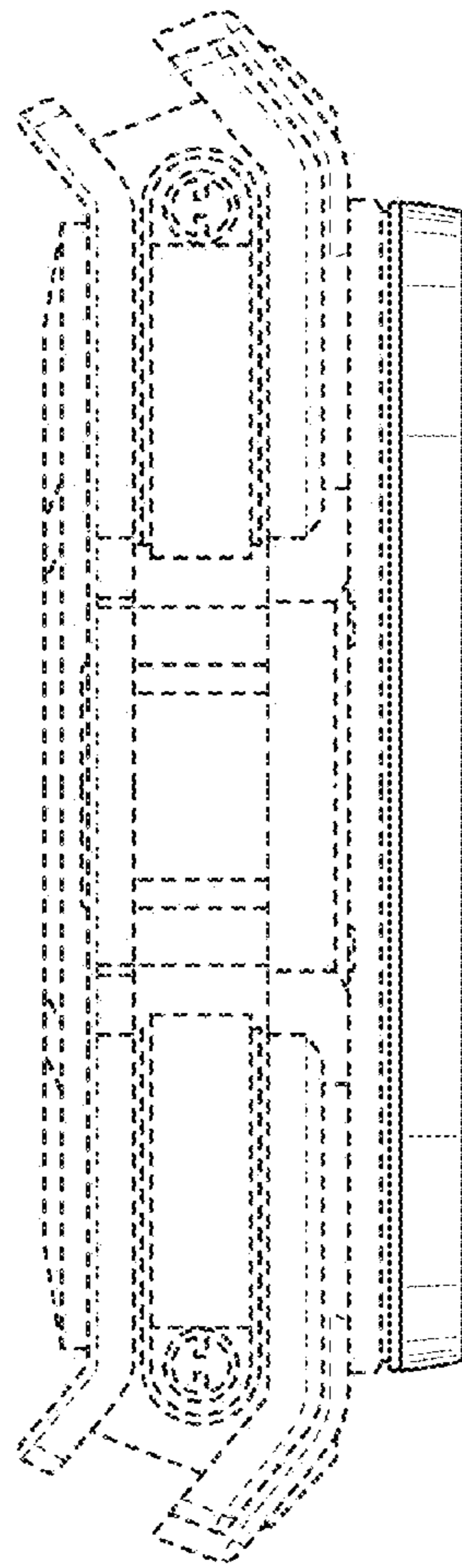


FIG. 3

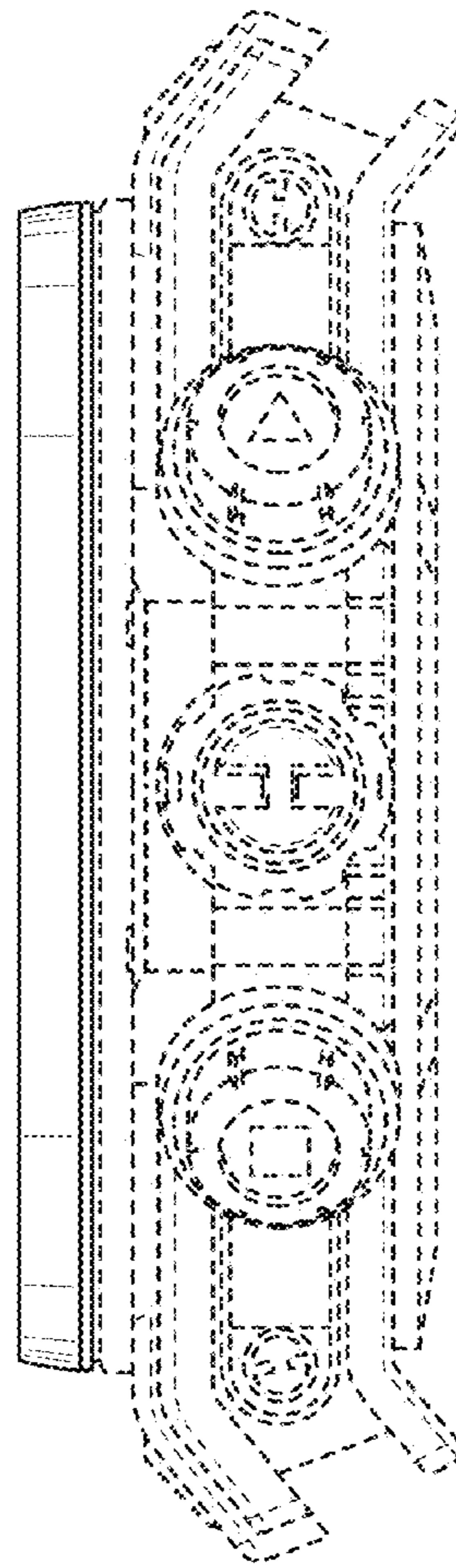


FIG. 4

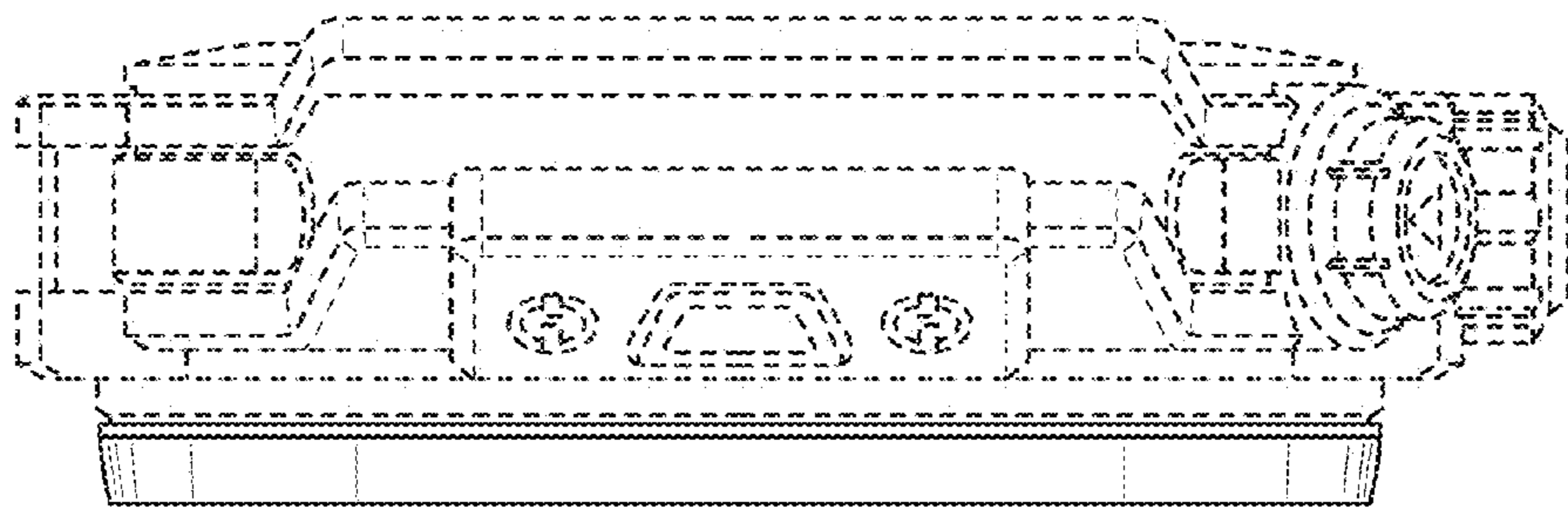


FIG. 5

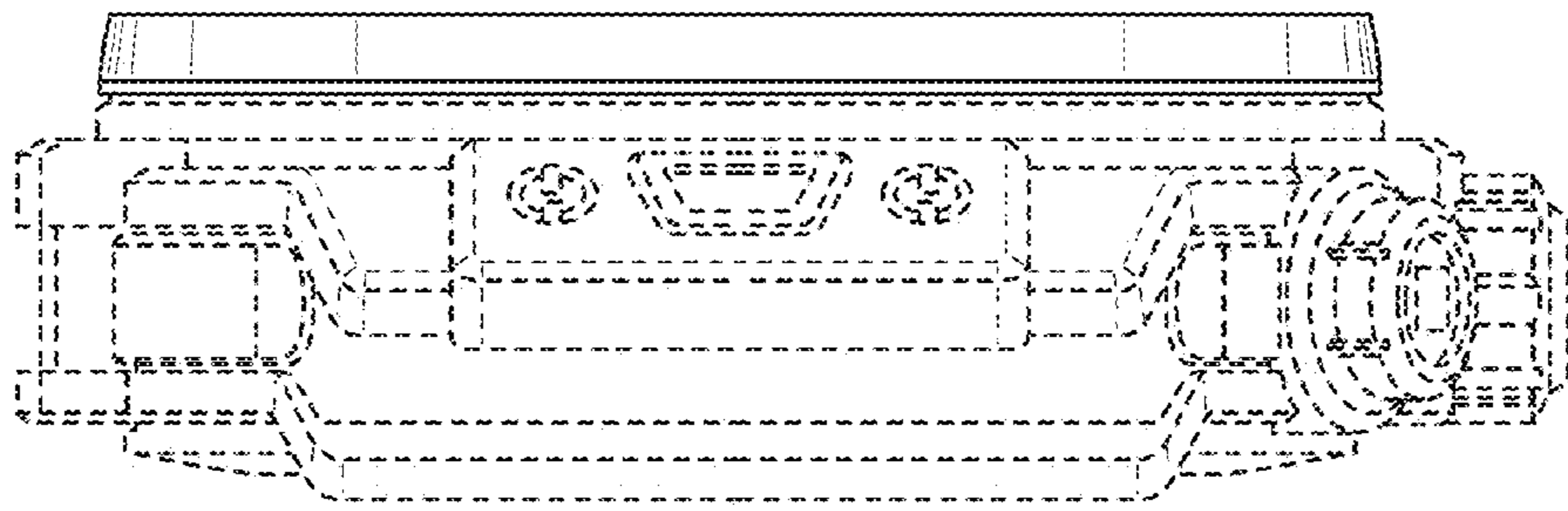


FIG. 6