



US00D751923S

(12) **United States Design Patent**
Wofford et al.

(10) **Patent No.:** **US D751,923 S**
(45) **Date of Patent:** **** Mar. 22, 2016**

(54) **BEVERAGE CAN**

(71) Applicants: **Barry Wofford Wofford**, Toledo, OH (US); **Pamela Deneis Wofford**, Toledo, OH (US)

(72) Inventors: **Barry Wofford Wofford**, Toledo, OH (US); **Pamela Deneis Wofford**, Toledo, OH (US)

(**) Term: **14 Years**

(21) Appl. No.: **29/463,928**

(22) Filed: **Apr. 9, 2014**

(51) **LOC (10) Cl.** **09-01**

(52) **U.S. Cl.**
USPC **D9/773**

(58) **Field of Classification Search**

USPC D9/434, 435, 500, 502, 516, 530, 537, D9/539, 542, 549, 763-783, 551, 564; 215/381-385; 220/660, 662, 669
CPC B65D 1/00; B65D 1/02; B65D 1/12; B65D 1/14; B65D 1/40; B65D 1/44; B65D 1/023; B65D 1/0223; B65D 1/165; B65D 1/238; B65D 1/246; B65D 1/253; B65D 7/04; B65D 21/0209; B65D 21/0233; B65D 25/00; B65D 25/28; B65D 41/0457; B65D 41/17; B65D 53/06; B65D 75/56; B65D 79/005; B65D 2501/0036; B65D 2543/00064; B65D 2543/00074; B65D 2543/00083; B65D 2543/00092; B65D 2543/00101; B65D 2543/00111

See application file for complete search history.

(56) **References Cited**

U.S. PATENT DOCUMENTS

D225,212 S *	11/1972	de Mandiargues	D9/539
D283,980 S *	5/1986	Haswell	D9/668
D358,324 S *	5/1995	Mitchell	D9/668
D368,860 S *	4/1996	Mansau	D9/545
D605,060 S *	12/2009	Reimer	D9/766
D608,650 S *	1/2010	Eisen	D9/545
D615,816 S *	5/2010	Joy et al.	D7/507
D631,372 S *	1/2011	Poyner	D9/772
D675,531 S *	2/2013	Crowe	D9/538
D696,080 S *	12/2013	Joy	D7/629
D713,268 S *	9/2014	Jones et al.	D9/772

* cited by examiner

Primary Examiner — Keli L Hill

(74) *Attorney, Agent, or Firm* — Barry Wofford; Pamela D. Wofford

(57) **CLAIM**

The ornamental design for a beverage can, as shown and described.


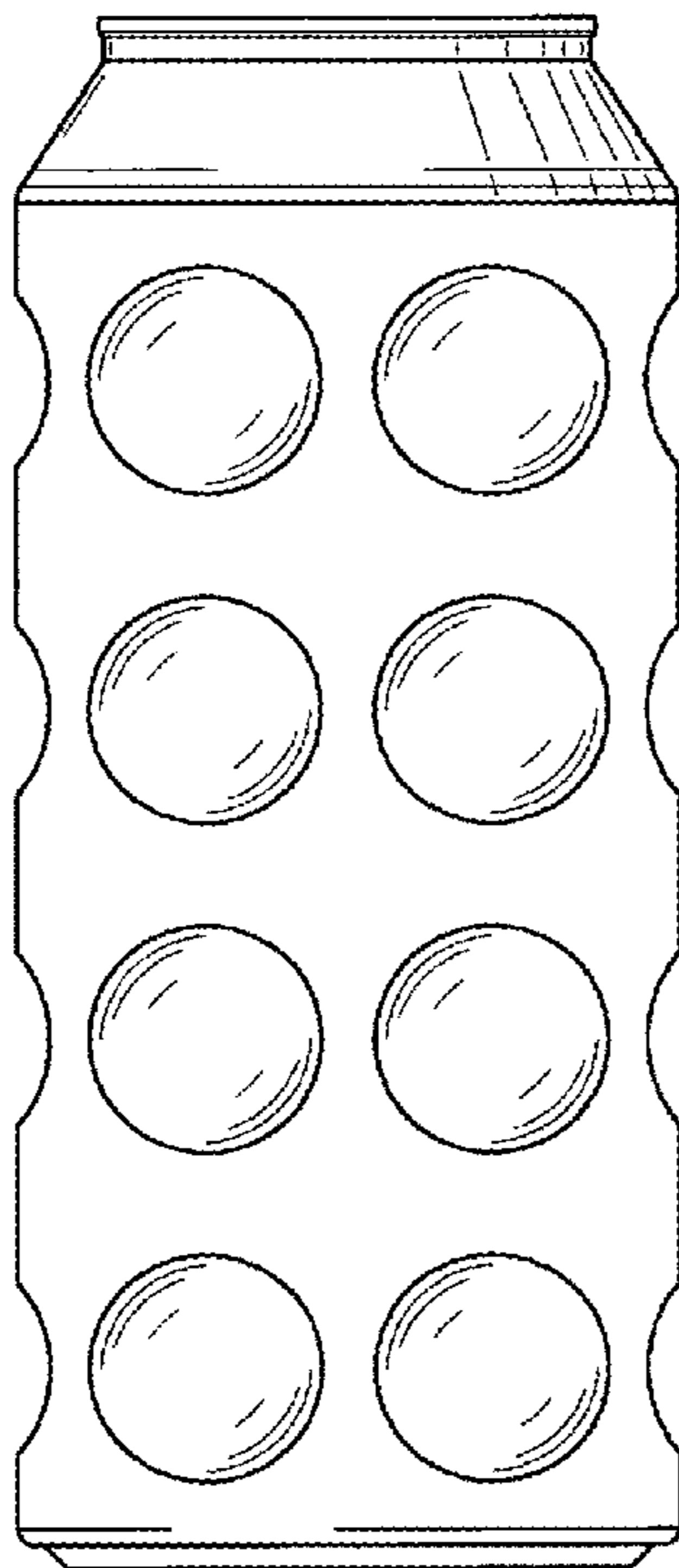
DESCRIPTION

FIG. 1 is a front elevation view of a beverage can showing new design, the rear left and right elevational views being identical thereto;

FIG. 2 is a top, front perspective view thereof; and, FIG. 3 is a top plan view thereof.

The bottom of the can forms no part of the design.

1 Claim, 1 Drawing Sheet






FIG. 1




FIG. 2

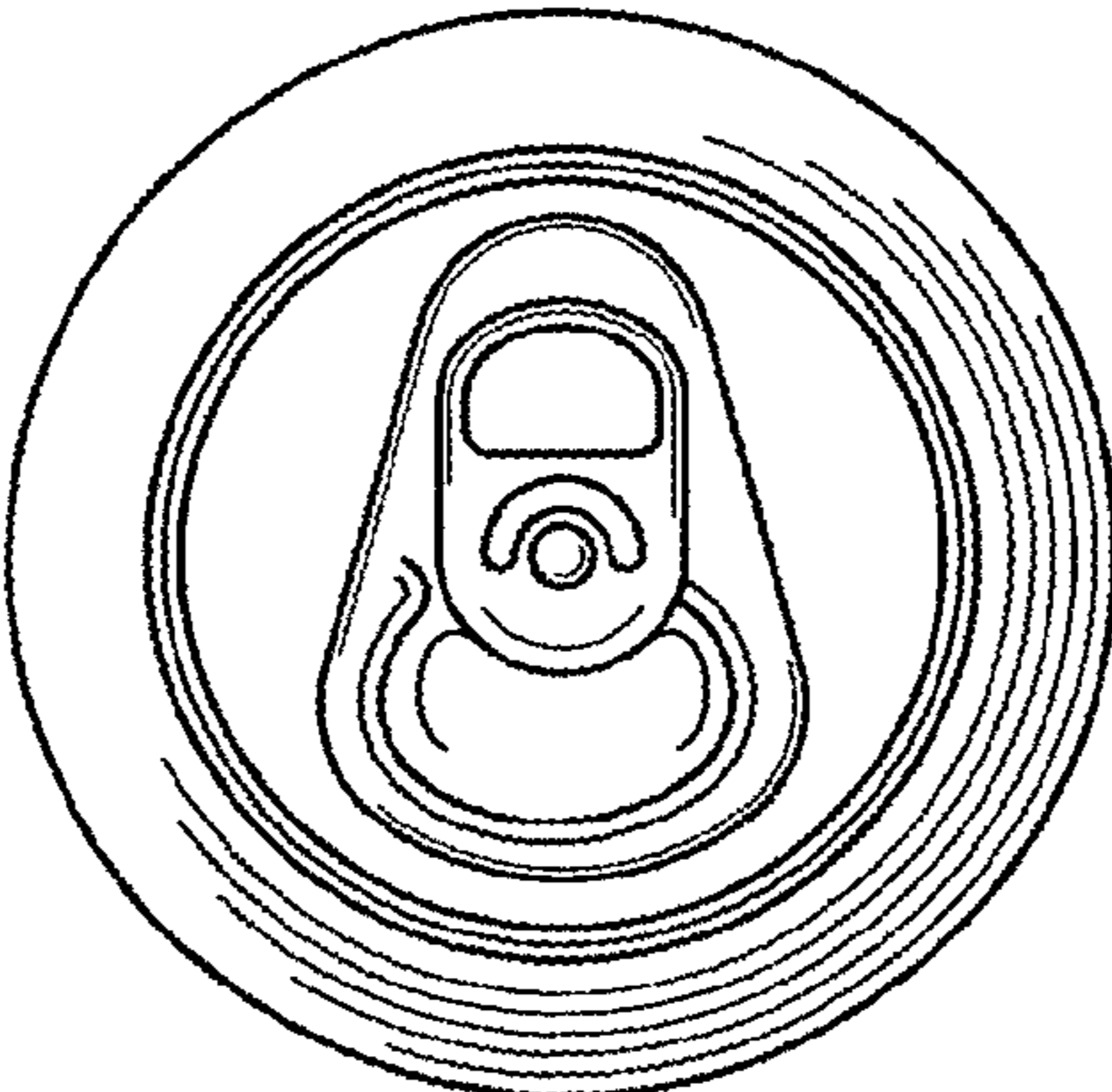


FIG. 3