



US00D751915S

(12) **United States Design Patent**
Yourist

(10) **Patent No.:** **US D751,915 S**
(45) **Date of Patent:** **** Mar. 22, 2016**

(54) **CONTAINER**

(71) Applicant: **Graham Packaging Company, L.P.**,
York, PA (US)

(72) Inventor: **Sheldon E. Yourist**, York, PA (US)

(73) Assignee: **Graham Packaging Company, L.P.**,
York, PA (US)

(**) Term: **14 Years**

(21) Appl. No.: **29/506,260**

(22) Filed: **Oct. 14, 2014**

(51) **LOC (10) Cl.** **09-01**

(52) **U.S. Cl.**

USPC **D9/546**; D9/439; D9/454; D9/541;
D9/542; D9/559; D9/560; D9/569; D9/574

(58) **Field of Classification Search**

USPC D9/434-435, 439-440, 454, 516, 520,
D9/530, 541-542, 544, 546, 548, 559-560,
D9/565, 569, 571, 574, 715, 719, 723,
D9/900; D7/300, 300.1, 316-317, 321,
D7/590, 598

CPC B65D 1/00; B65D 1/02; B65D 1/0223;
B65D 23/00; B65D 81/00; B65D 2501/00;
B65D 2501/0009; B65D 2501/0081

See application file for complete search history.

(56) **References Cited**

U.S. PATENT DOCUMENTS

D39,208 S * 3/1908 Jones D9/546
D93,065 S * 8/1934 Westlake D9/519

D103,535 S *	3/1937	Lorenzen	D9/519
D120,334 S *	5/1940	Barolo	D9/519
D155,039 S *	8/1949	Serra	D9/540
D184,394 S *	2/1959	Du Pree	D7/317
D191,641 S *	10/1961	Du Pree	D9/538
D199,201 S *	9/1964	Lorenzen	D7/317
D222,032 S *	9/1971	Donoghue	D9/501
D228,173 S *	8/1973	Kretz	D7/316
D258,048 S *	1/1981	Strand	D7/300
D386,689 S *	11/1997	Schwartz	D9/546
D568,163 S *	5/2008	Melrose	D9/538
D610,915 S *	3/2010	Conway	D9/505
D637,495 S *	5/2011	Gill	D9/538
D652,309 S *	1/2012	Hartford	D9/544
D652,310 S *	1/2012	Hartford	D9/544
D713,256 S *	9/2014	Perez-Cabrera	D9/546

* cited by examiner

Primary Examiner — Dana L Meyrow

(74) *Attorney, Agent, or Firm* — Baker Botts L.L.P.

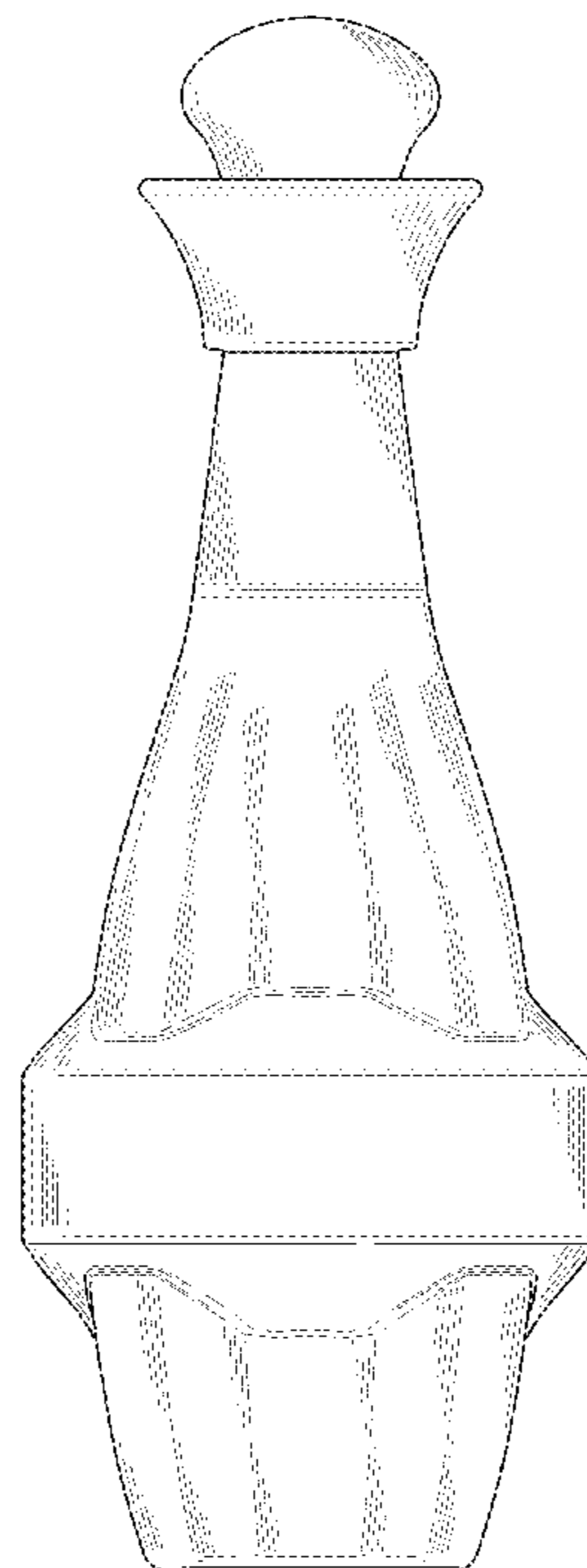

(57) **CLAIM**

The ornamental design for a container, as shown and described.

DESCRIPTION

FIG. 1 is a perspective view of our new design for a container. FIG. 2 is a front view of the container of FIG. 1. FIG. 3 is a rear view of the container of FIG. 1. FIG. 4 is a left side view of the container of FIG. 1. FIG. 5 is a right side view of the container of FIG. 1. FIG. 6 is a top view of the container of FIG. 1; and, FIG. 7 is a bottom view of the container of FIG. 1. The broken lines in FIG. 7 illustrate the portions of the container that form no part of the claim.

1 Claim, 6 Drawing Sheets



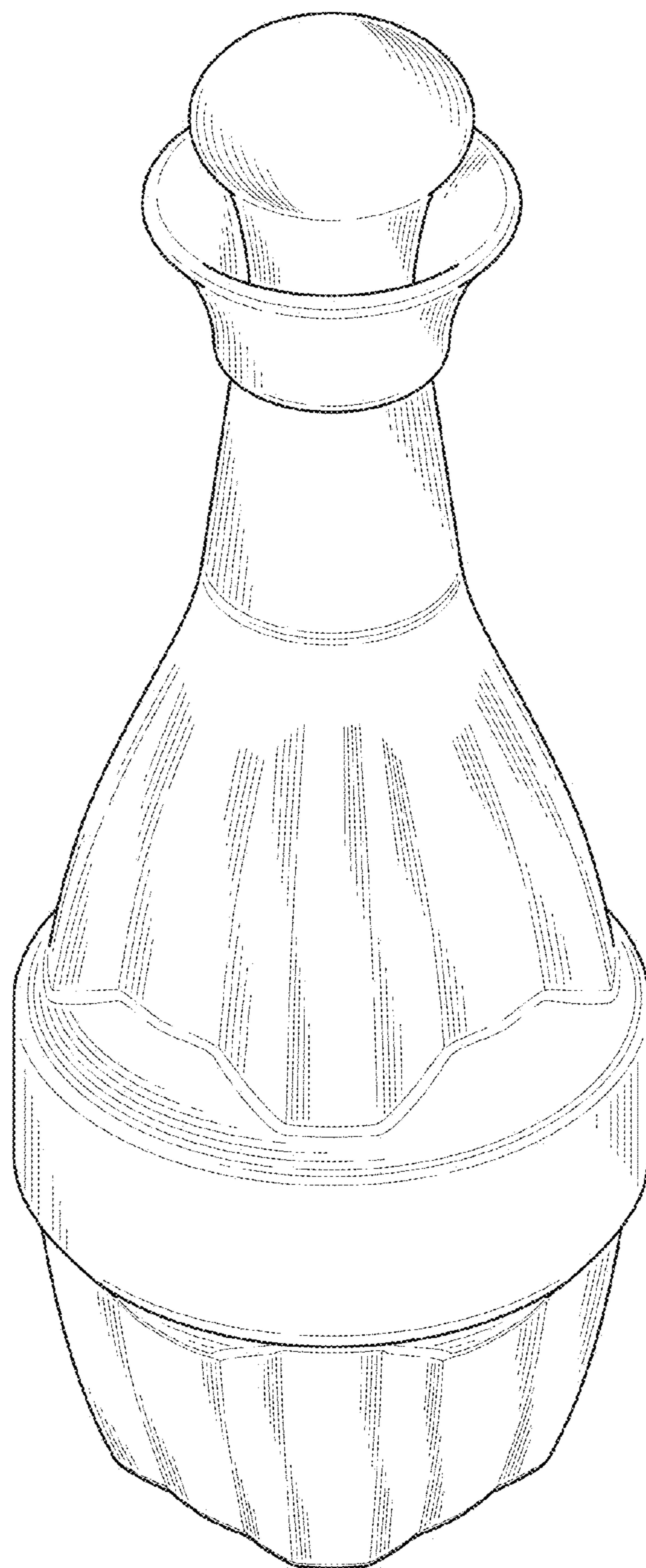


FIG. 1

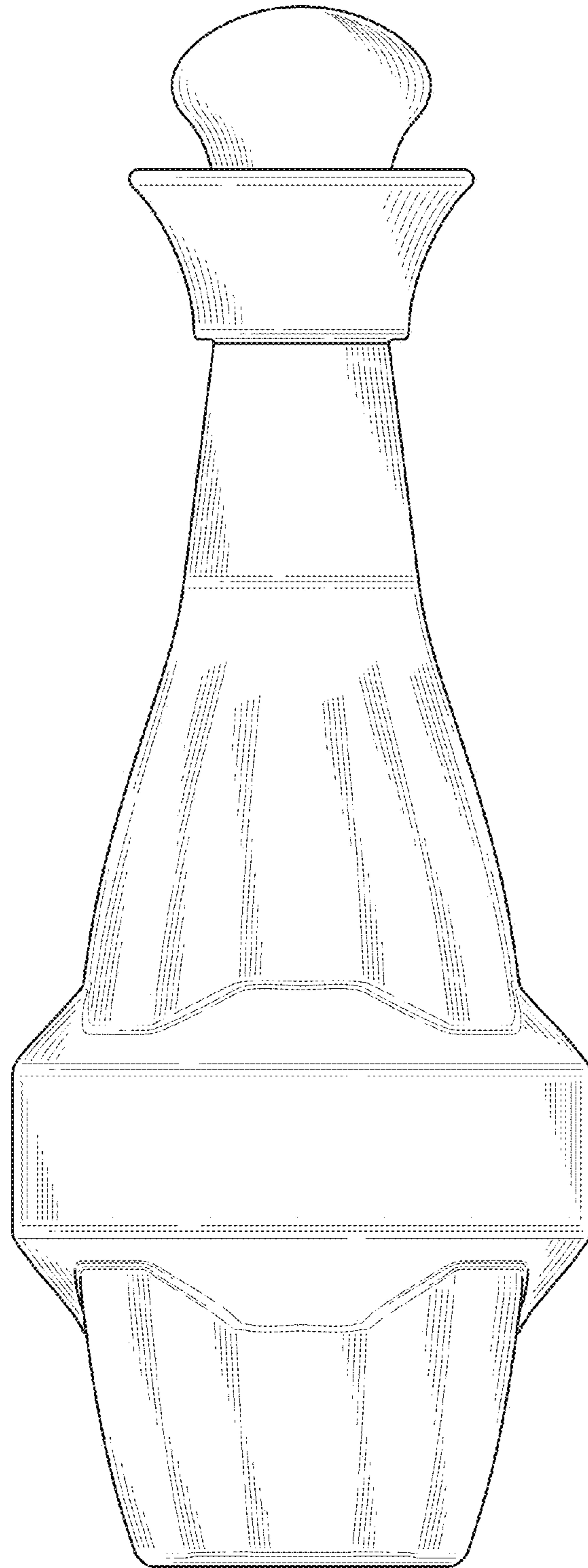


FIG. 2

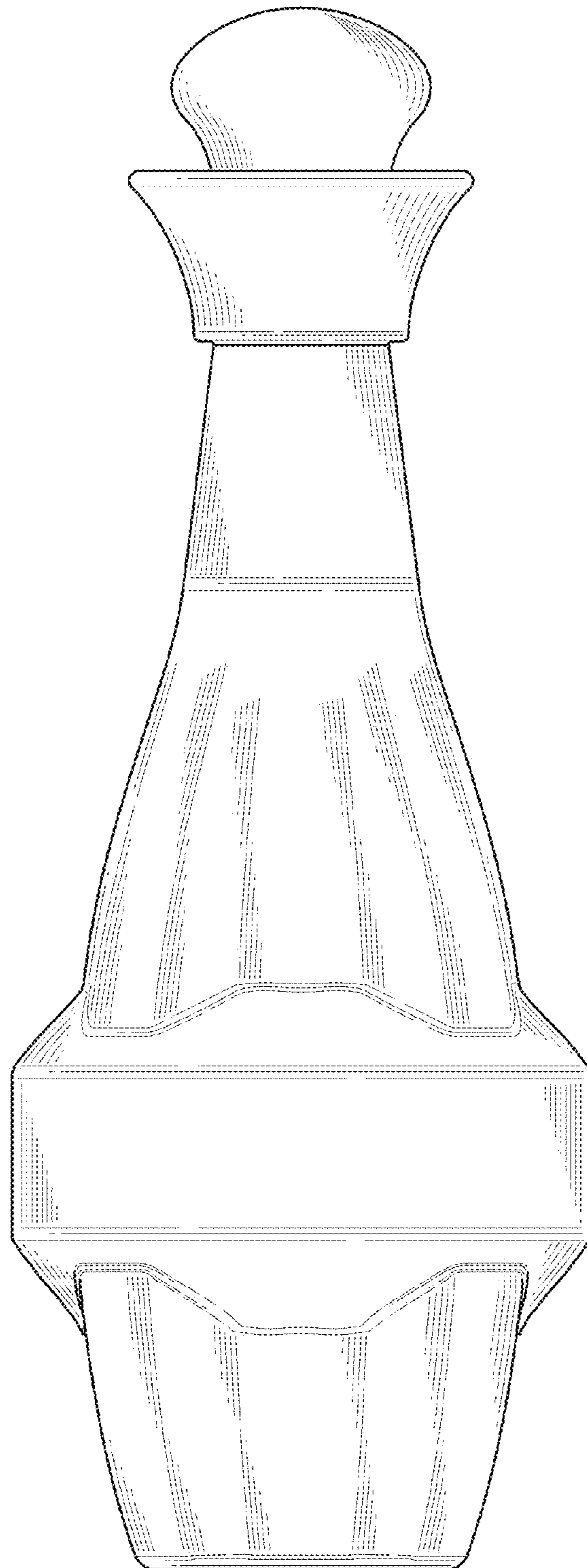


FIG. 3

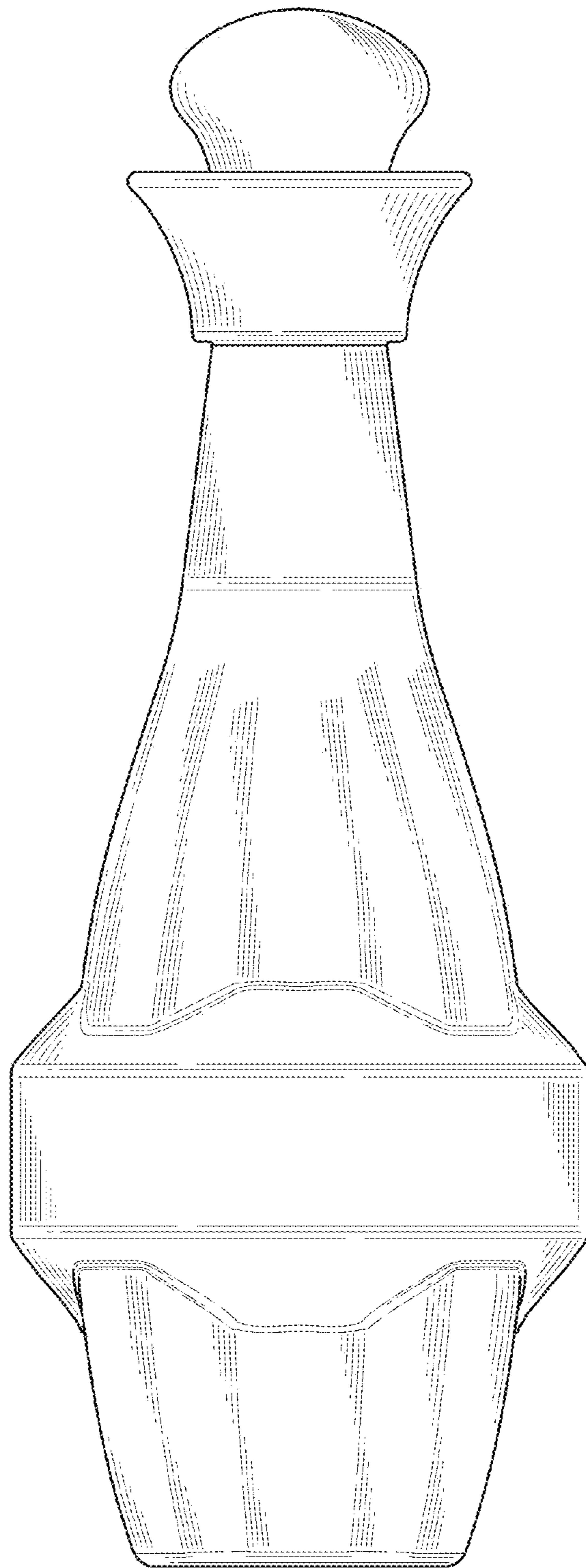


FIG. 4

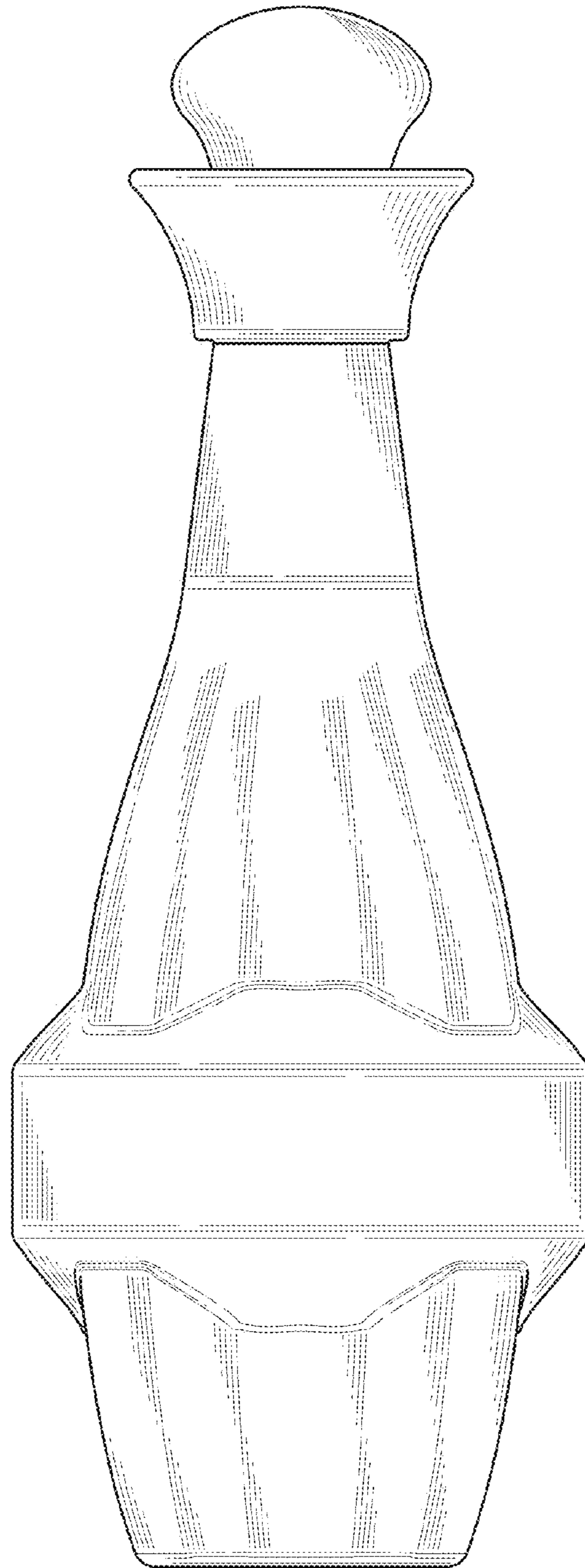


FIG. 5

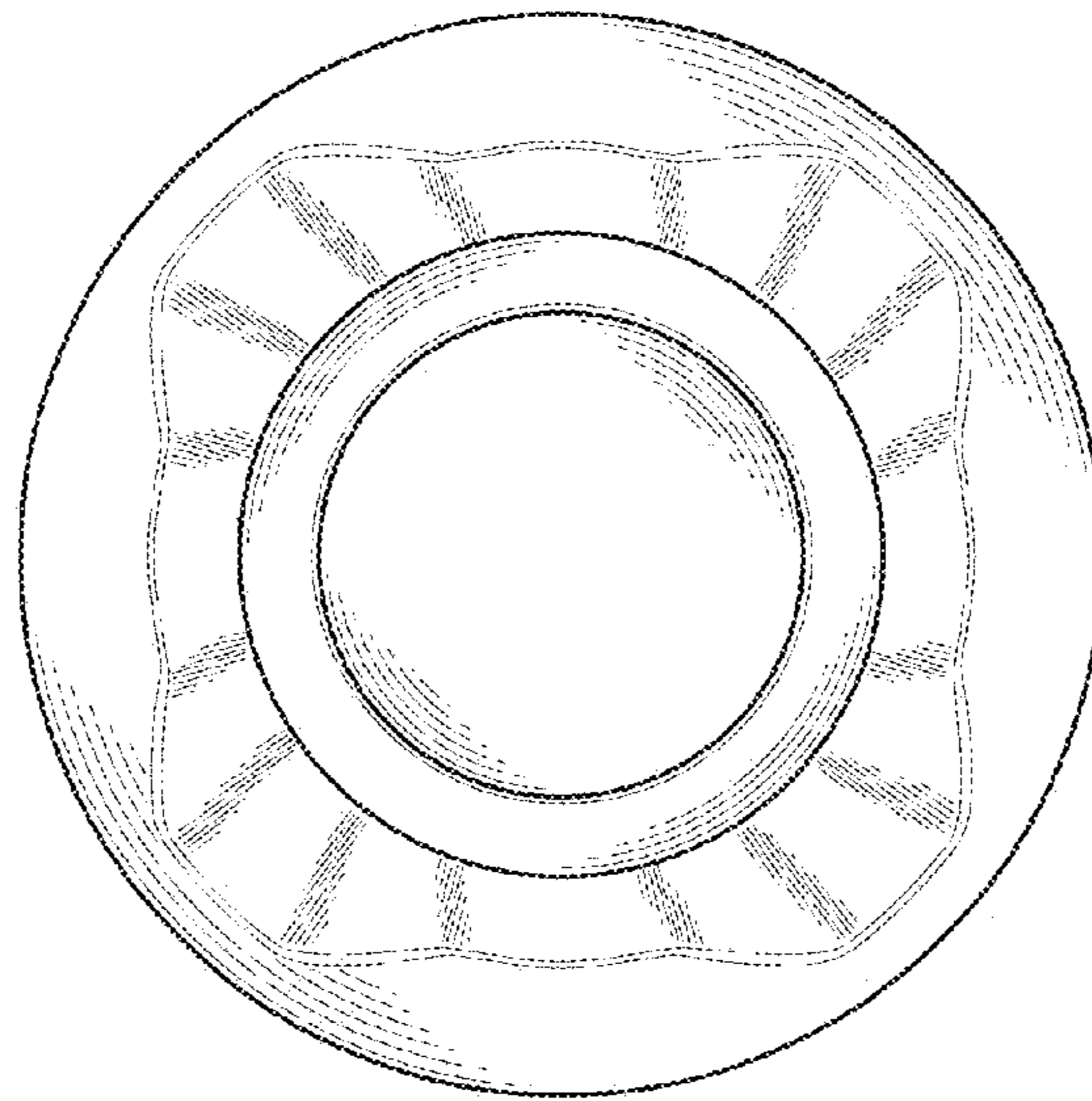


FIG. 6

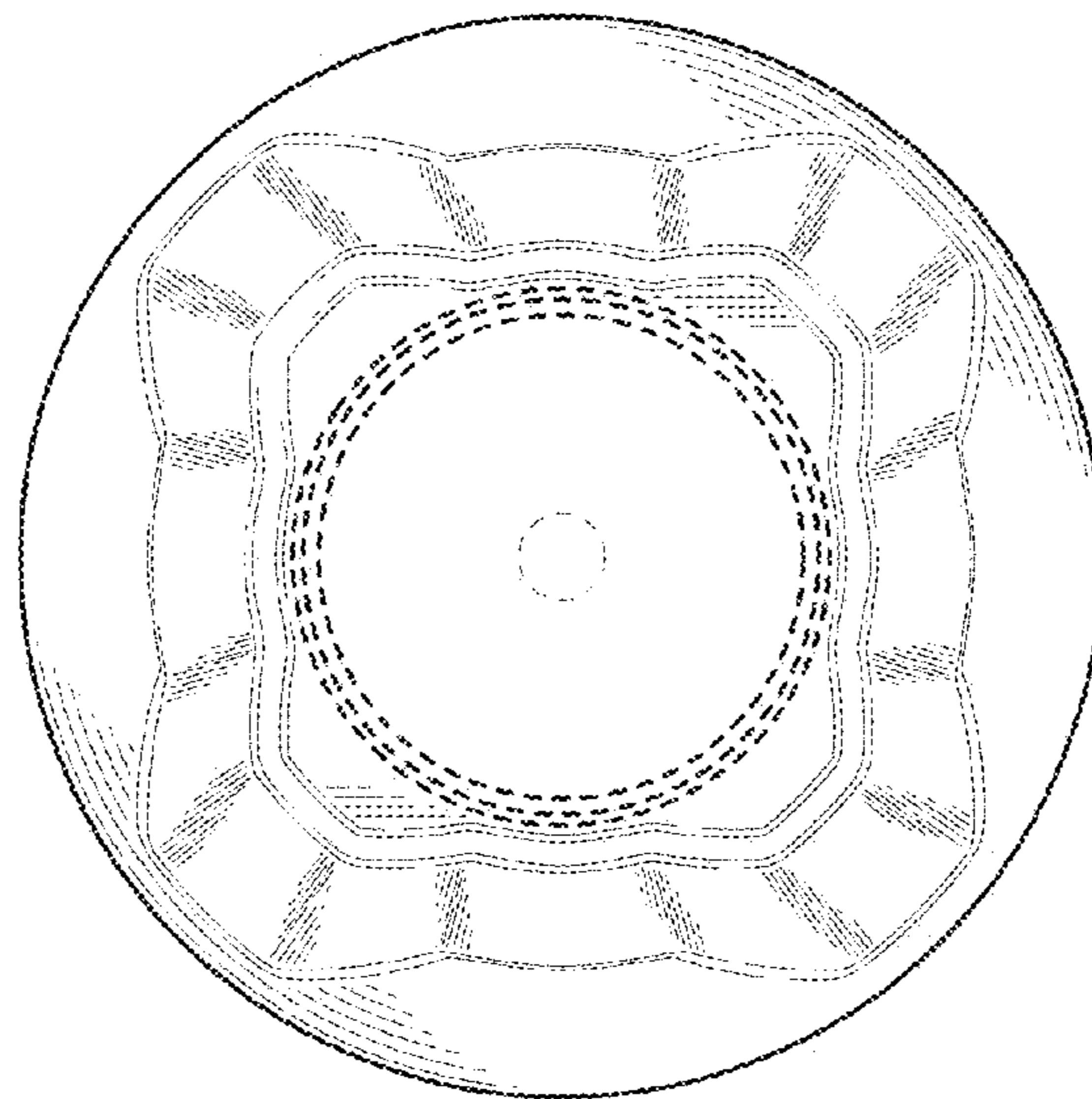


FIG. 7