



US00D751913S

(12) **United States Design Patent**
Seecof

(10) **Patent No.:** **US D751,913 S**
(45) **Date of Patent:** **** Mar. 22, 2016**

(54) **FLUID CONTAINER**

(71) Applicant: **Benjamin Seecof**, San Diego, CA (US)

(72) Inventor: **Benjamin Seecof**, San Diego, CA (US)

(**) Term: **14 Years**

(21) Appl. No.: **29/490,222**

(22) Filed: **May 7, 2014**

(51) **LOC (10) Cl.** **09-01**

(52) **U.S. Cl.**
USPC **D9/528; D9/520**

(58) **Field of Classification Search**
USPC D9/516, 520, 523, 524, 528, 530, 531,
D9/559, 560, 563, 569, 572, 575, 737, 738,
D9/740-742; 215/381-385; 220/660, 669,
220/675; D23/211.1, 211.2; D24/224
See application file for complete search history.

(56) **References Cited**

U.S. PATENT DOCUMENTS

- 1,240,689 A * 9/1917 Durning B60K 15/0406
220/361
- D181,948 S * 1/1958 Scanland D23/211.2
- 3,369,688 A * 2/1968 Dike B65D 21/0231
215/10
- 3,765,574 A * 10/1973 Urquiza B65D 21/0209
206/504
- D234,019 S * 12/1974 D'Alo D9/523
- D252,257 S * 7/1979 Dobbs D9/528
- 4,805,793 A * 2/1989 Brandt B65D 21/0231
206/509

- 5,064,101 A * 11/1991 Richter B65D 1/20
141/351
- 5,299,710 A * 4/1994 Welsch B65D 23/00
215/382
- D378,494 S * 3/1997 Miller D9/528
- D406,351 S * 3/1999 Yamazaki D24/224
- D434,326 S * 11/2000 Smorch D7/399
- D454,789 S * 3/2002 Harvey D9/524
- D505,076 S * 5/2005 Logan D9/528
- D550,089 S * 9/2007 Omdoll D15/79
- D653,548 S * 2/2012 Wycoff D9/528
- D658,062 S * 4/2012 Kim D9/528
- D670,170 S * 11/2012 Voelker D9/528
- 8,535,599 B1 * 9/2013 Lobbestael B29C 49/04
264/523
- D691,052 S * 10/2013 Minghetti D9/528
- 2007/0261983 A1 * 11/2007 Flanagan-Kent .. B65D 21/0231
D21/231

* cited by examiner

Primary Examiner — Philip S Hyder
Assistant Examiner — Keith Frank

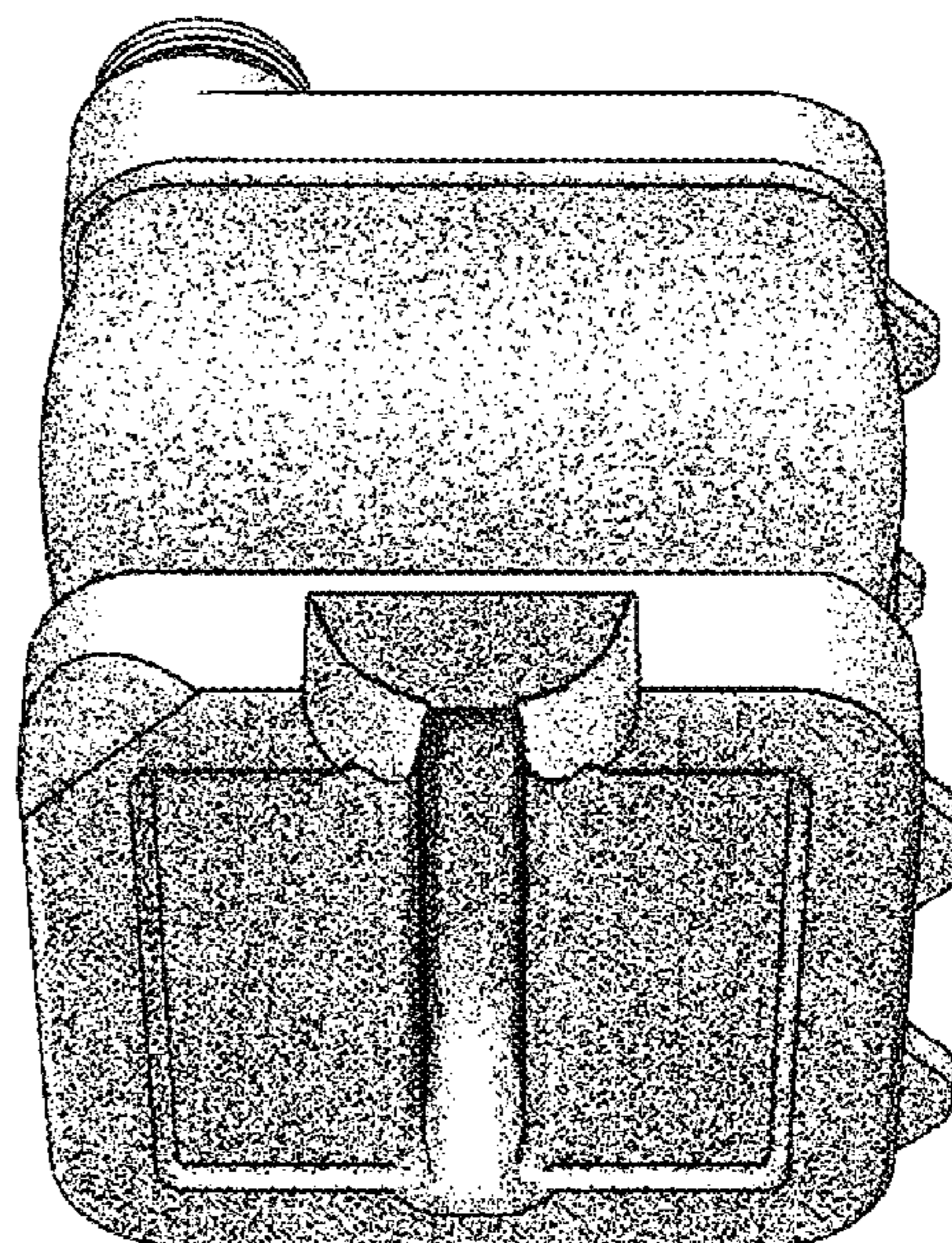
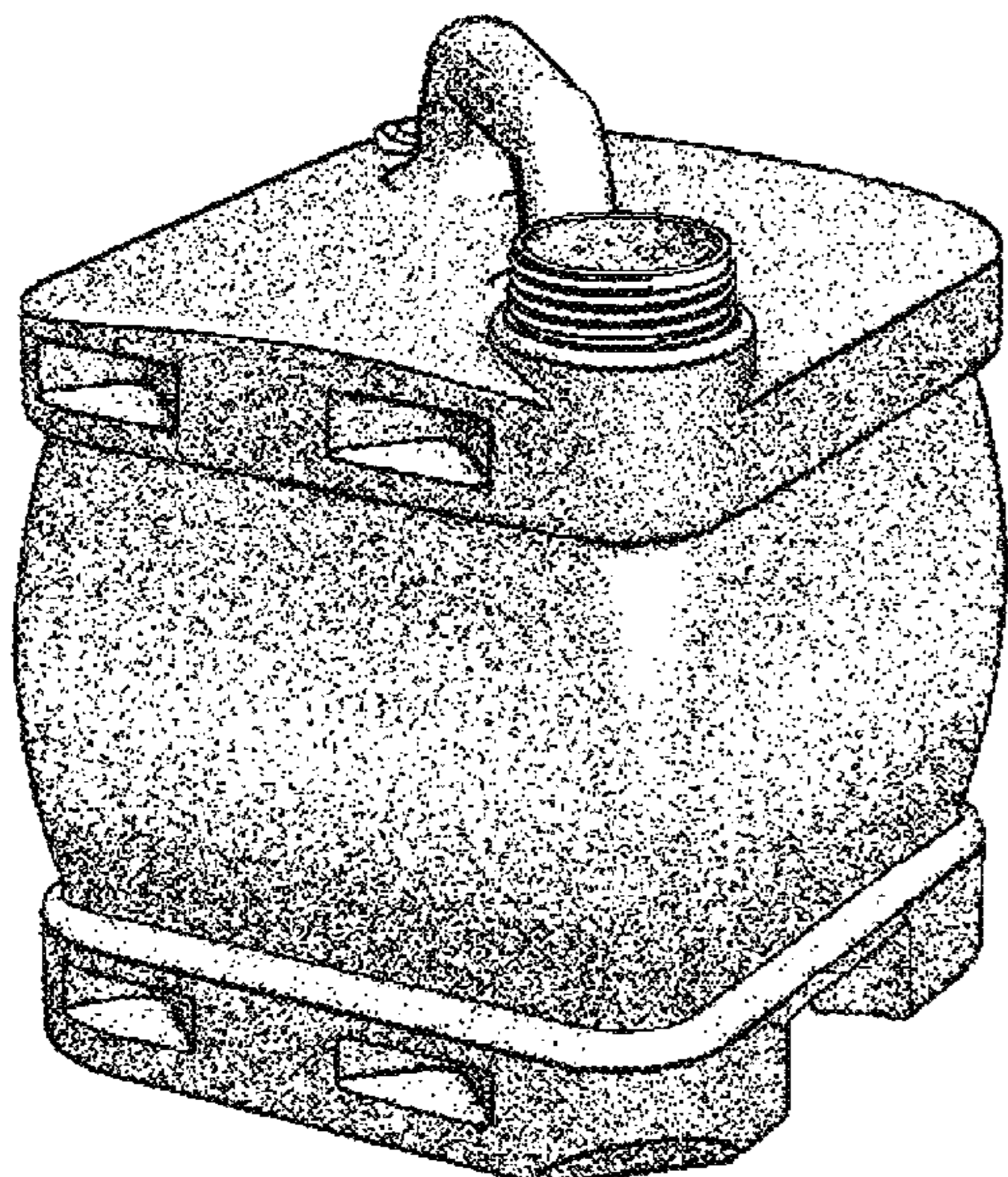
(57) **CLAIM**

The ornamental design for a fluid container, as shown and described.

DESCRIPTION

FIG. 1 is a top, front, right-side perspective view of my container showing my new design;
FIG. 2 is a top, right-side, rear perspective view thereof;
FIG. 3 is a top, rear, left-side perspective view thereof;
FIG. 4 is a bottom, right-side, rear perspective view thereof;
and,
FIG. 5 is a bottom, right-side perspective view thereof.

1 Claim, 5 Drawing Sheets



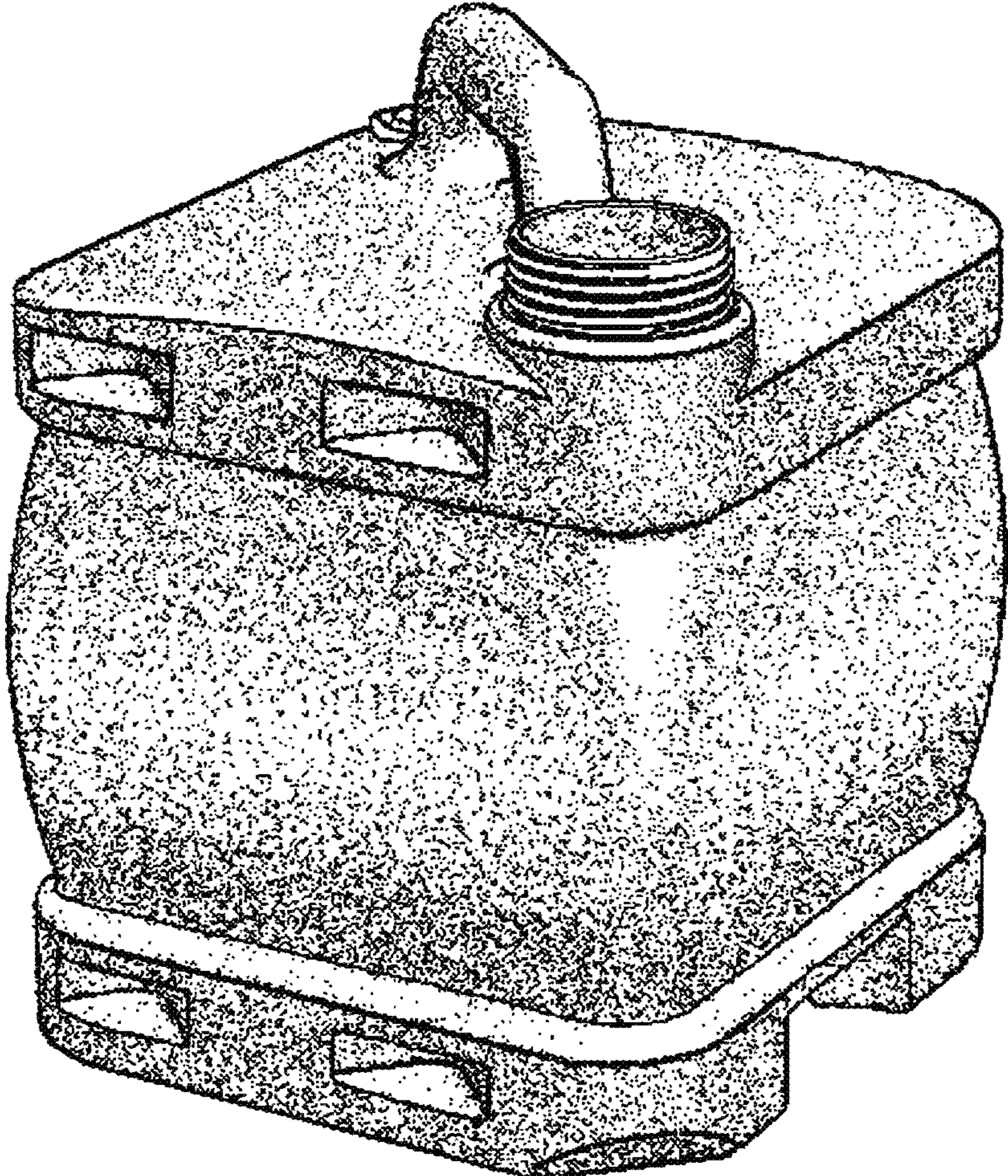


FIG. 1

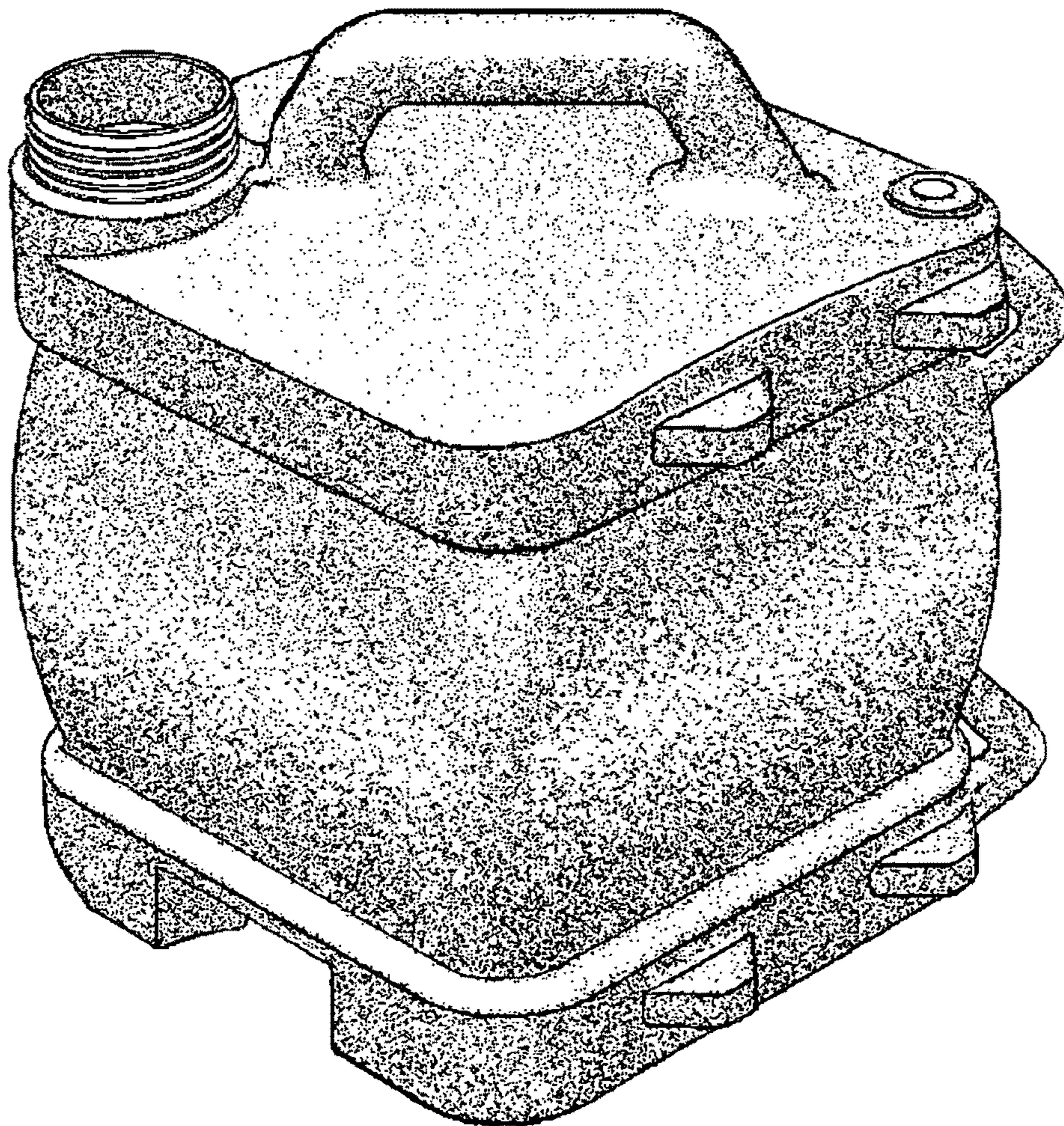


FIG. 2

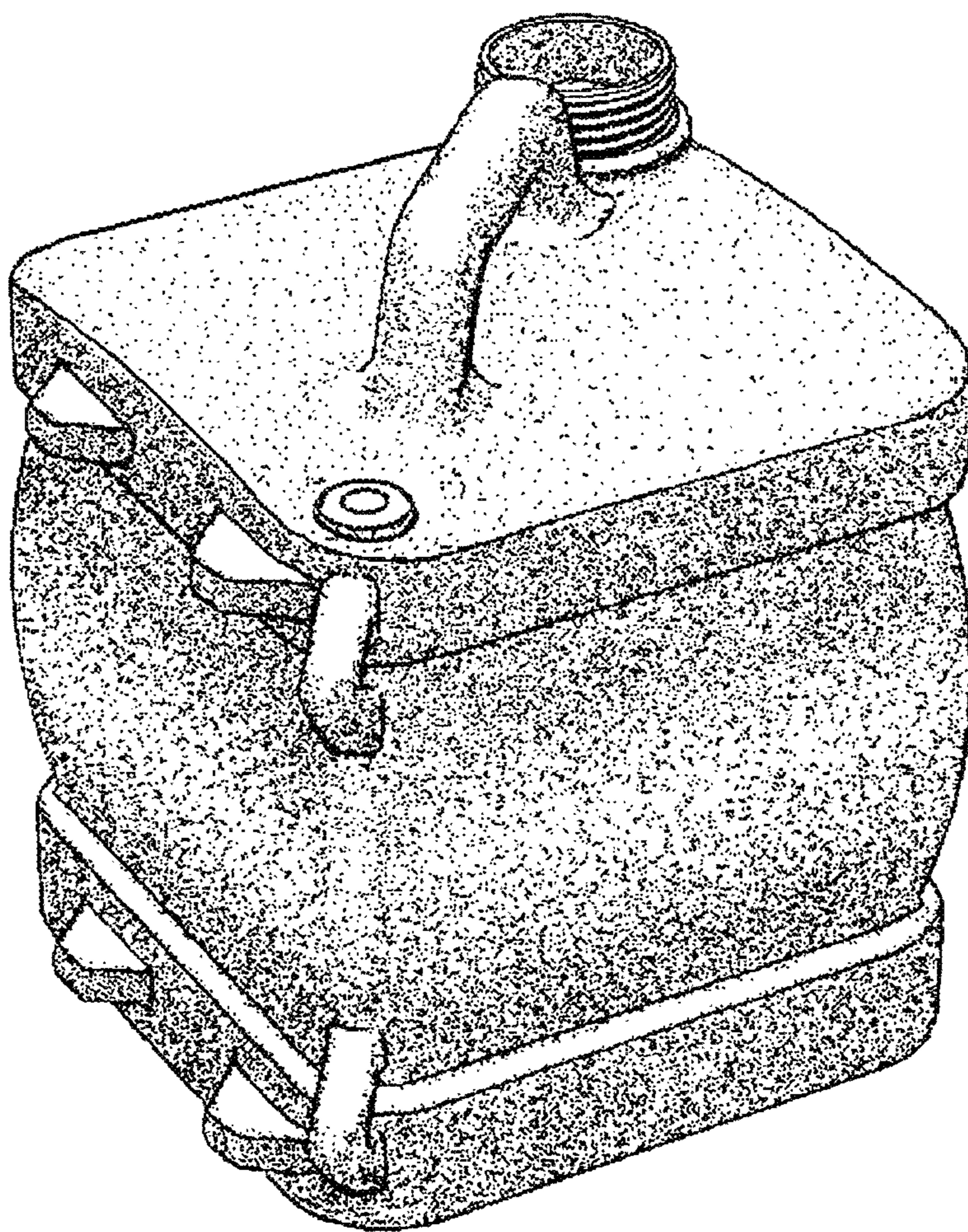


FIG. 3

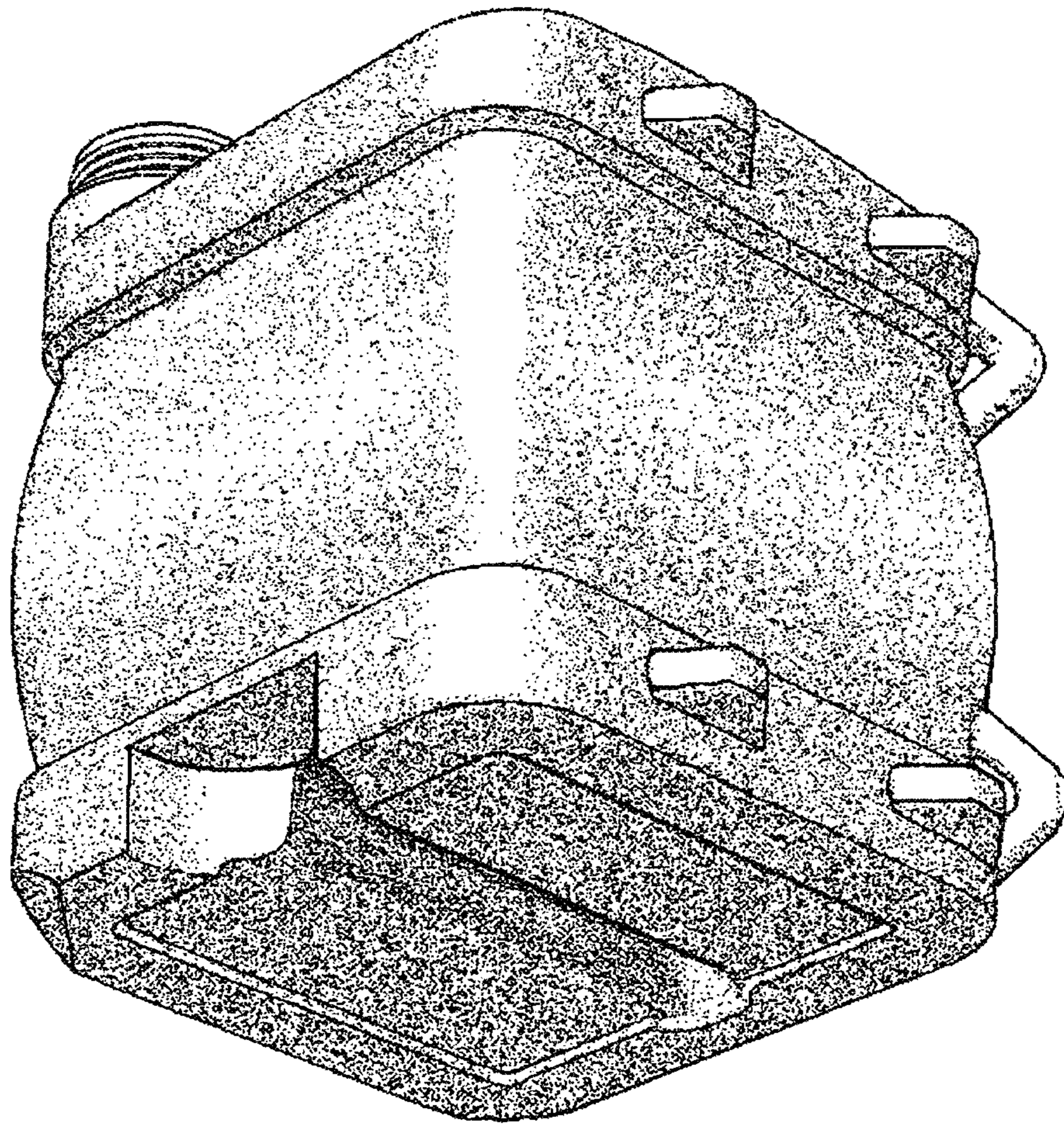


FIG. 4

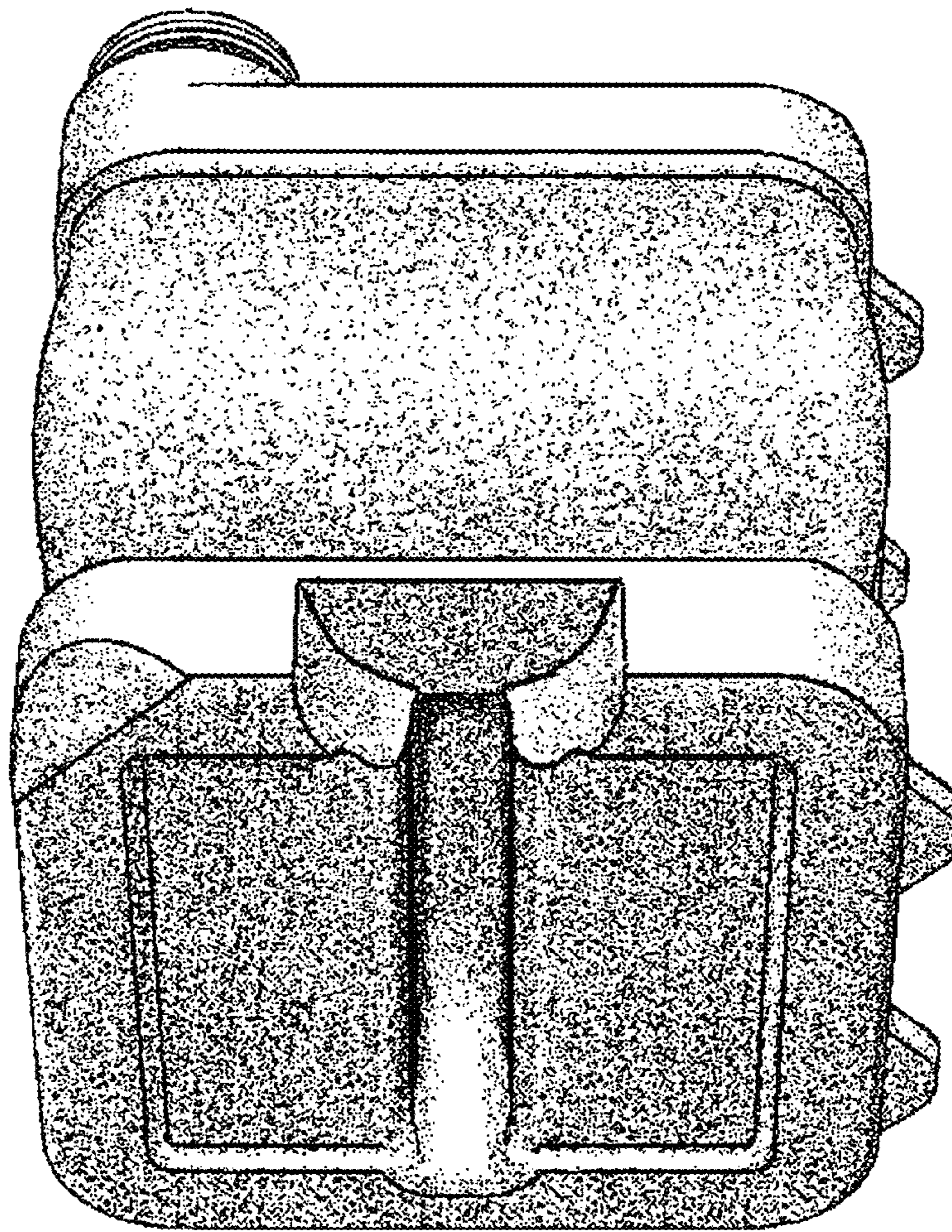


FIG. 5