



US00D751908S

(12) **United States Design Patent**
Lee et al.

(10) **Patent No.:** **US D751,908 S**
(45) **Date of Patent:** **** *Mar. 22, 2016**

- (54) **DISPENSING CONTAINER**
- (71) Applicant: **MSD Consumer Care, Inc.**, Memphis, TN (US)
- (72) Inventors: **Jonathan Lee**, LaGrange, IL (US); **Ricardo Felix Perez**, New Haven, CT (US); **Daniel Peter Sterling**, Norwalk, CT (US); **Karen Elizabeth Kleiman**, Cincinnati, OH (US)
- (73) Assignee: **MSD Consumer Care, Inc.**, Whippany, NJ (US)
- (*) Notice: This patent is subject to a terminal disclaimer.
- (**) Term: **14 Years**
- (21) Appl. No.: **29/462,154**
- (22) Filed: **Jul. 31, 2013**
- (51) **LOC (10) Cl.** **09-01**
- (52) **U.S. Cl.**
USPC **D9/503**; D9/449; D9/521; D9/552
- (58) **Field of Classification Search**
USPC D9/434-435, 448-449, 454, 500-505, D9/516, 521, 530, 537, 539-540, 549, 552, D9/558, 571, 575, 682, 686, 688-691, 695, D9/697-699; 215/235-237, 379, 381-382; 220/291, 60, 669, 675, 810
CPC B65D 1/00; B65D 1/02; B65D 1/0223; B65D 23/00
See application file for complete search history.

- 5,226,573 A 7/1993 Brugerolle
- 5,547,091 A 8/1996 Neveras
- D374,399 S * 10/1996 Neveras et al. D9/447
- D402,202 S * 12/1998 Sherman et al. D9/446
- D403,965 S * 1/1999 Bright et al. D9/503
- 5,927,567 A 7/1999 Fillmore
- 6,006,957 A 12/1999 Kunesh
- 6,491,187 B2 12/2002 Walters

(Continued)

FOREIGN PATENT DOCUMENTS

WO DM/078531 * 6/2012

Primary Examiner — Ian Simmons

Assistant Examiner — Dana L Meyrow

(74) *Attorney, Agent, or Firm* — Thomas C. Blankinship

(57) **CLAIM**

The ornamental design for a dispensing container, as shown and described.

DESCRIPTION

FIG. 1 is a rear perspective view of a dispensing container in accordance with the present invention with the flip-open undercap in the open position.

FIG. 2 is a right side elevational view thereof;

FIG. 3 is a left side elevational view thereof;

FIG. 4 is a bottom plan view thereof;

FIG. 5 is a top plan view thereof;

FIG. 6 is a rear side elevational view thereof;

FIG. 7 is a front side elevational view thereof;

FIG. 8 is a rear perspective view of a dispensing container in accordance with the present invention with the flip-open undercap in the closed position;

FIG. 9 is a right side elevational view thereof;

FIG. 10 is a left side elevational view thereof;

FIG. 11 is a bottom plan view thereof;

FIG. 12 is a top plan view thereof;

FIG. 13 is a rear side elevational view thereof; and,


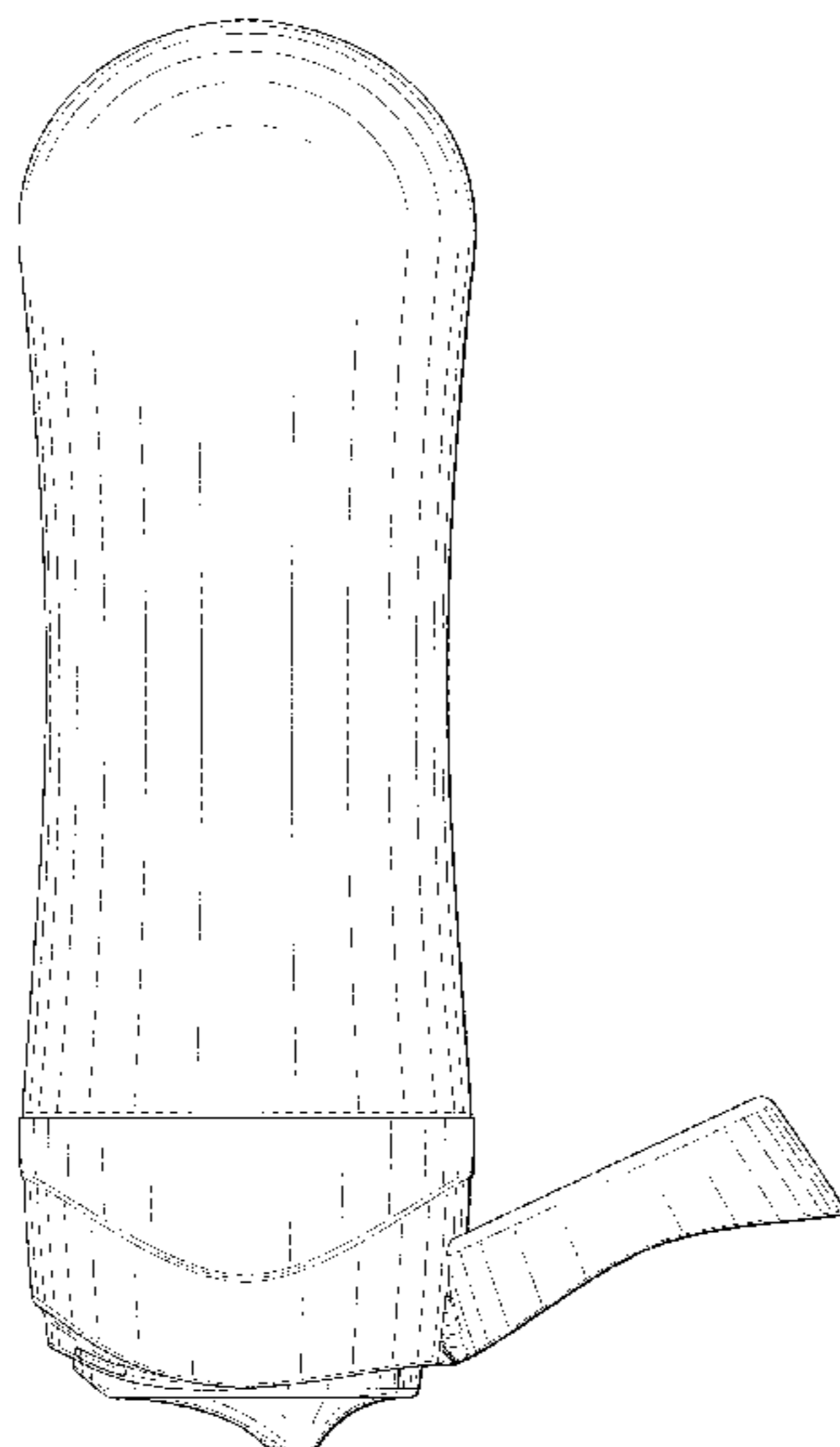
FIG. 14 is a front side elevational view thereof.

1 Claim, 12 Drawing Sheets

(56) **References Cited**

U.S. PATENT DOCUMENTS

- 4,187,964 A 2/1980 Bogart
- D291,537 S * 8/1987 Crawford et al. D9/440
- 4,723,671 A 2/1988 Mears
- D327,009 S * 6/1992 Poore D9/695



(56)

References Cited

U.S. PATENT DOCUMENTS

D470,402 S	2/2003	Kunesh	
D470,415 S	2/2003	Weber	
D470,752 S *	2/2003	Kunesh et al.	D9/689
D470,753 S	2/2003	Kunesh	
D470,771 S	2/2003	Weber	
D481,935 S *	11/2003	Kunesh et al.	D9/689
D486,398 S	2/2004	Lovell	
6,705,492 B2	3/2004	Lowry	
D499,026 S *	11/2004	Kunesh	D9/521
D501,794 S	2/2005	Kunesh	
6,971,557 B2	12/2005	Kunesh	
7,028,866 B2	4/2006	Kunesh	
D523,749 S *	6/2006	Kolanus et al.	D9/448
D531,504 S *	11/2006	Norris et al.	D9/449
7,137,536 B2	11/2006	Walters	
D539,144 S *	3/2007	Penfold et al.	D9/449
7,246,722 B2	7/2007	Walters	
D561,399 S *	2/2008	Hadtke et al.	D28/66
D561,586 S *	2/2008	Hadtke et al.	D9/449
D588,919 S *	3/2009	Webster et al.	D9/521
7,510,095 B2	3/2009	Comeau	
D589,805 S	4/2009	Kunesh	
D608,639 S *	1/2010	Jackel et al.	D9/449
D633,392 S *	3/2011	Northrop et al.	D9/521
D643,299 S	8/2011	Bunce	
D644,516 S	9/2011	Howell	
D658,993 S	5/2012	Gill	
D662,416 S	6/2012	Dziersk	
D678,069 S	3/2013	Redmond	
D688,554 S *	8/2013	Fracasso	D9/449

* cited by examiner

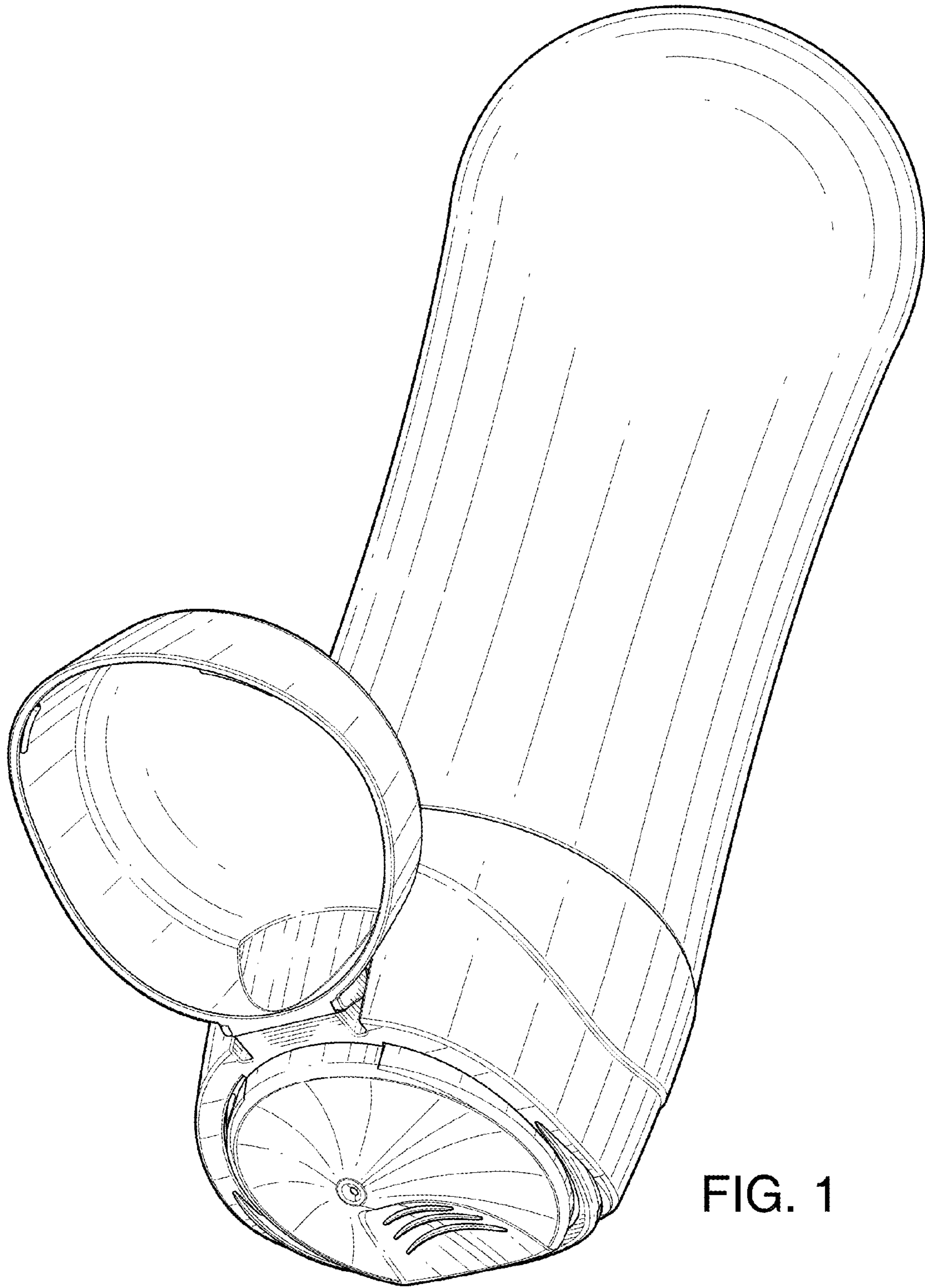


FIG. 1

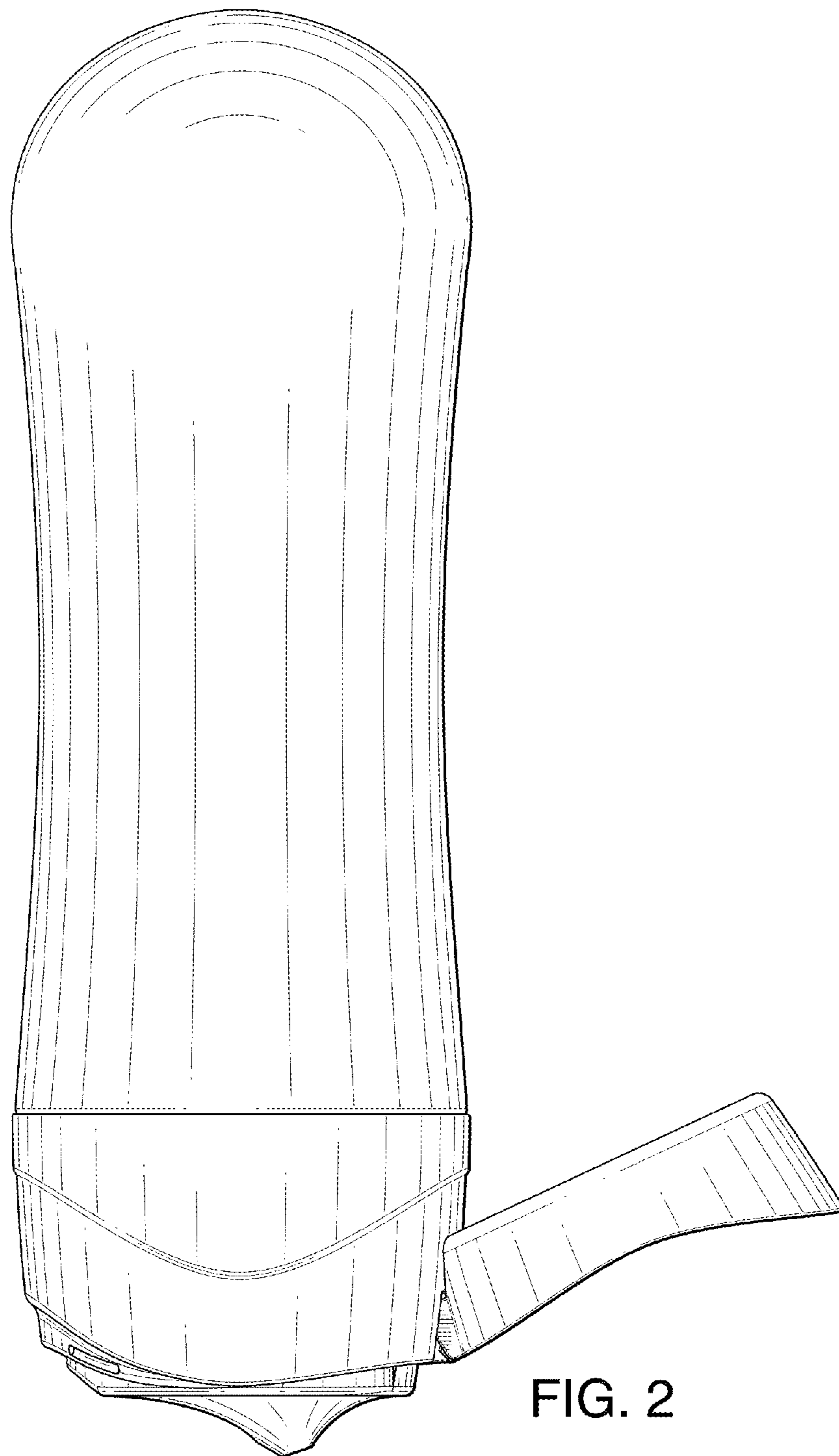


FIG. 2

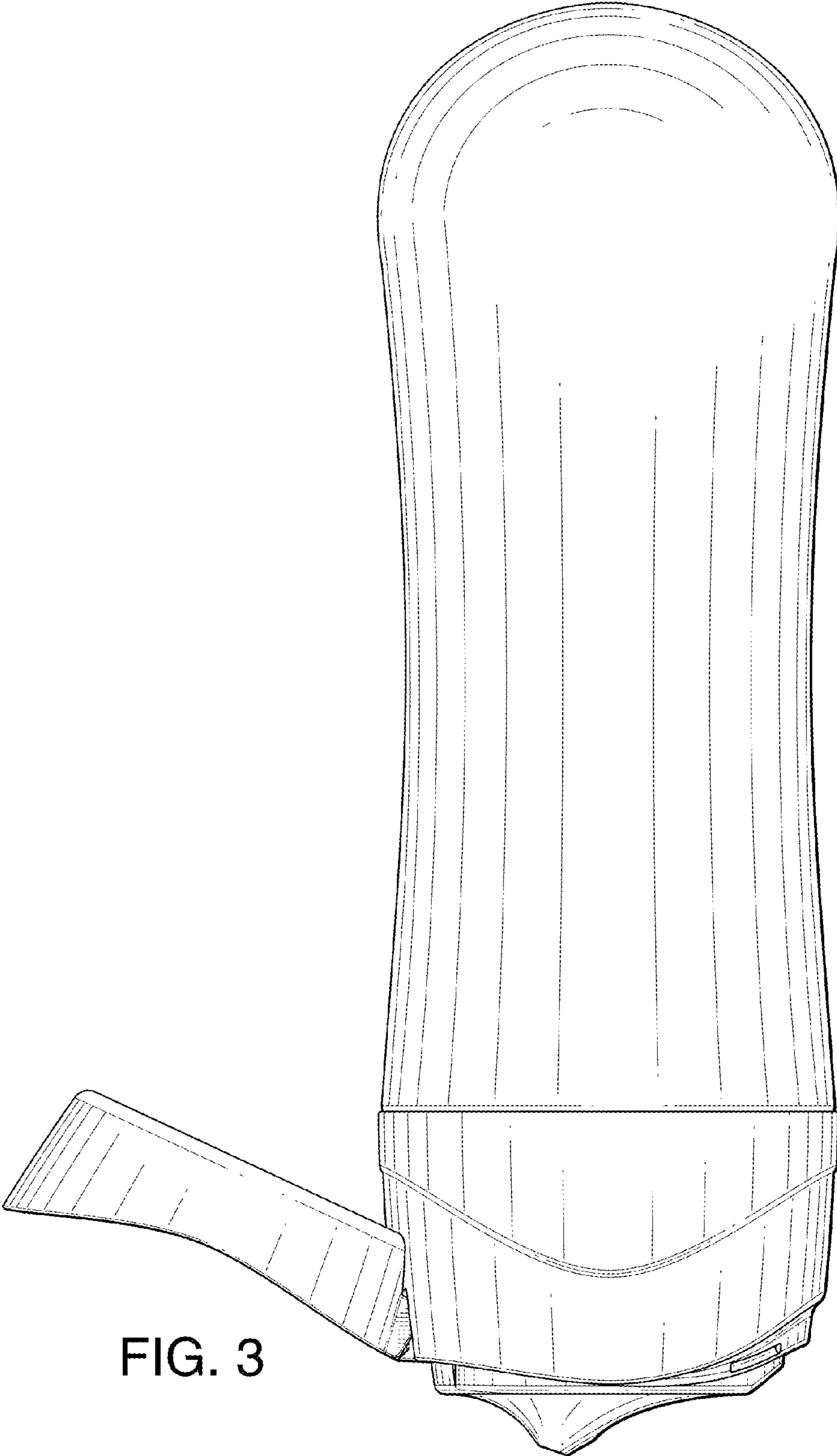


FIG. 3

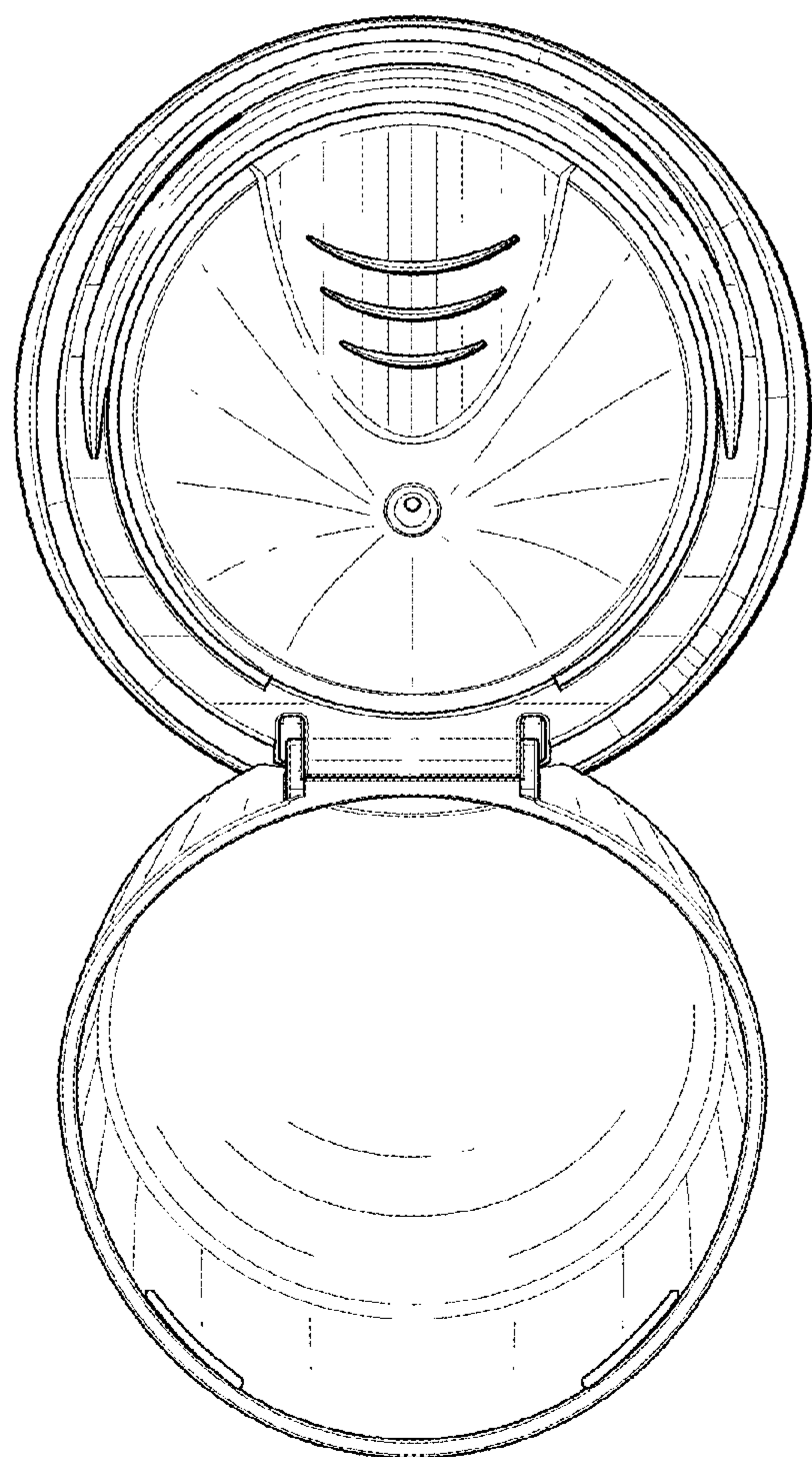


FIG. 4

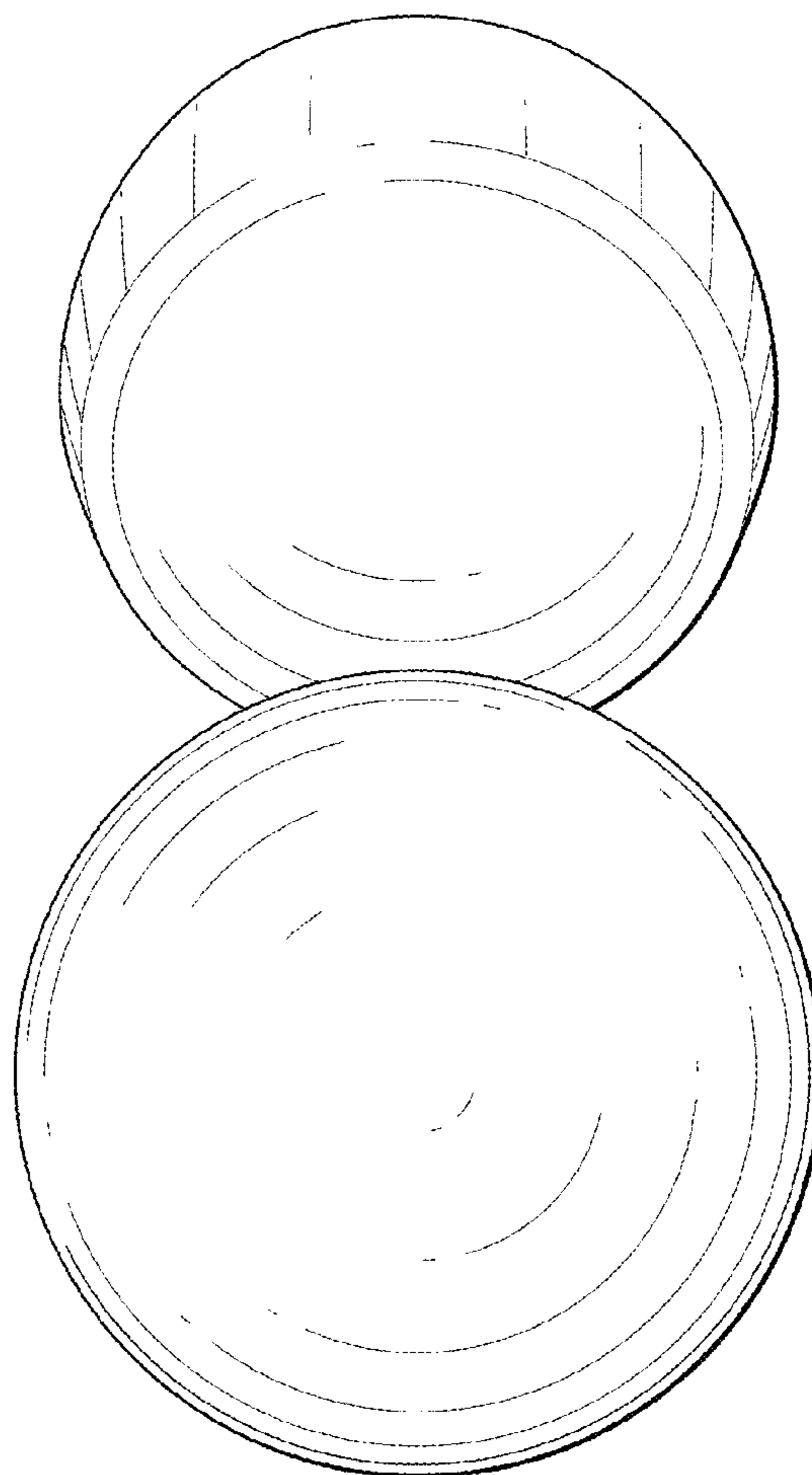


FIG. 5

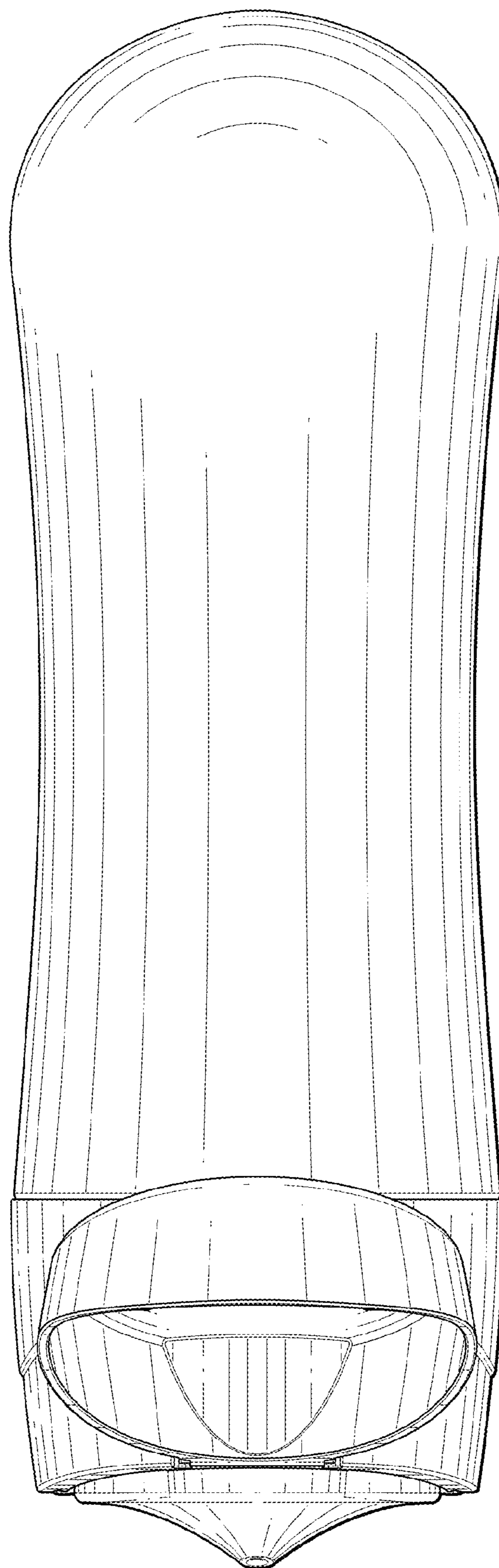


FIG. 6

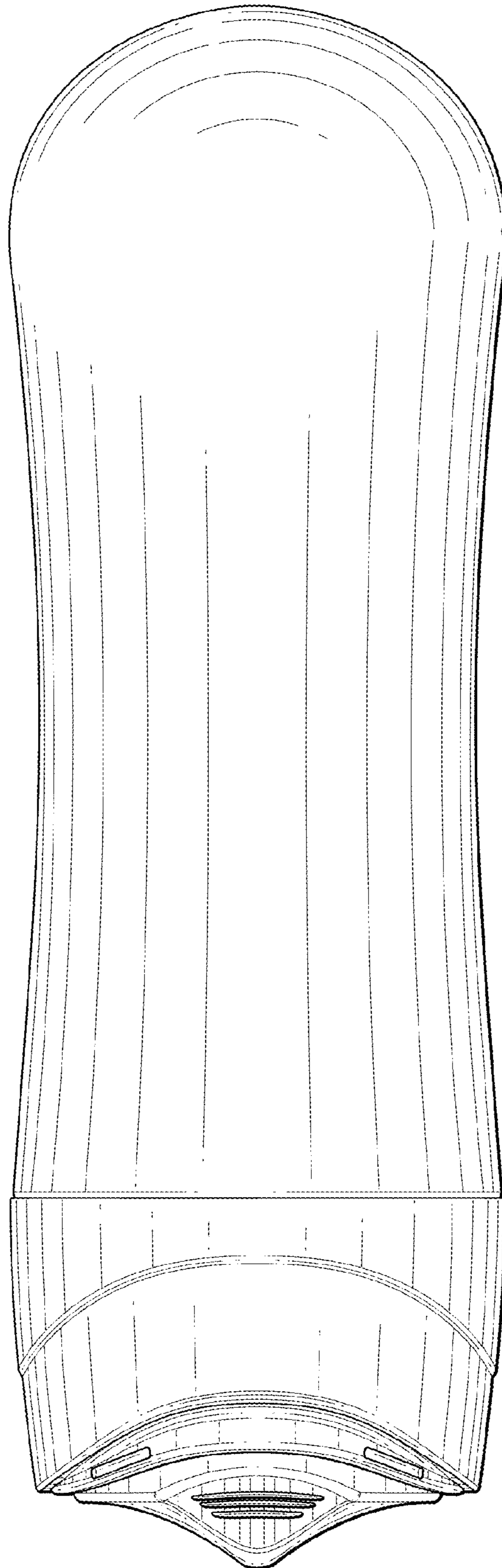


FIG. 7

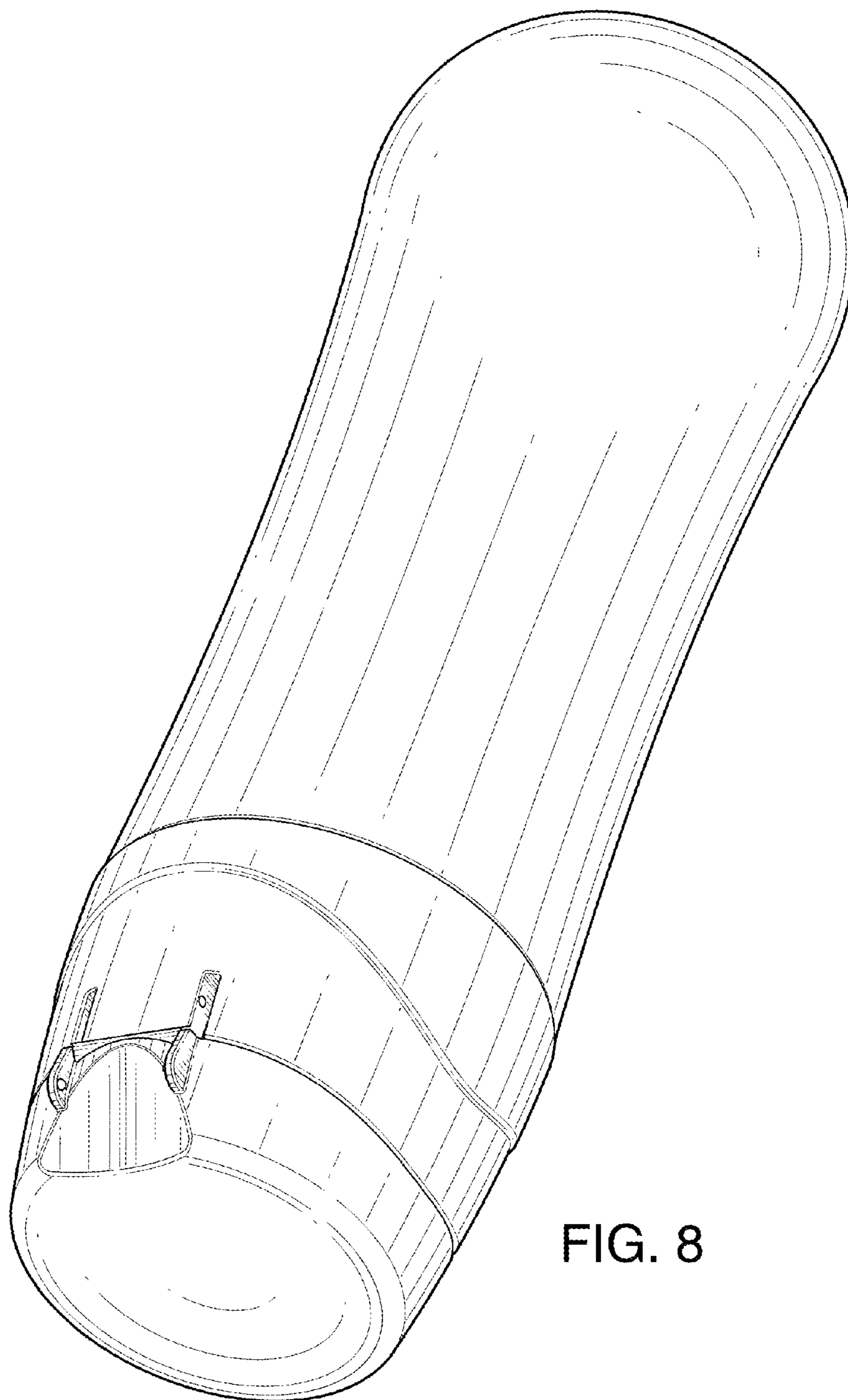


FIG. 8

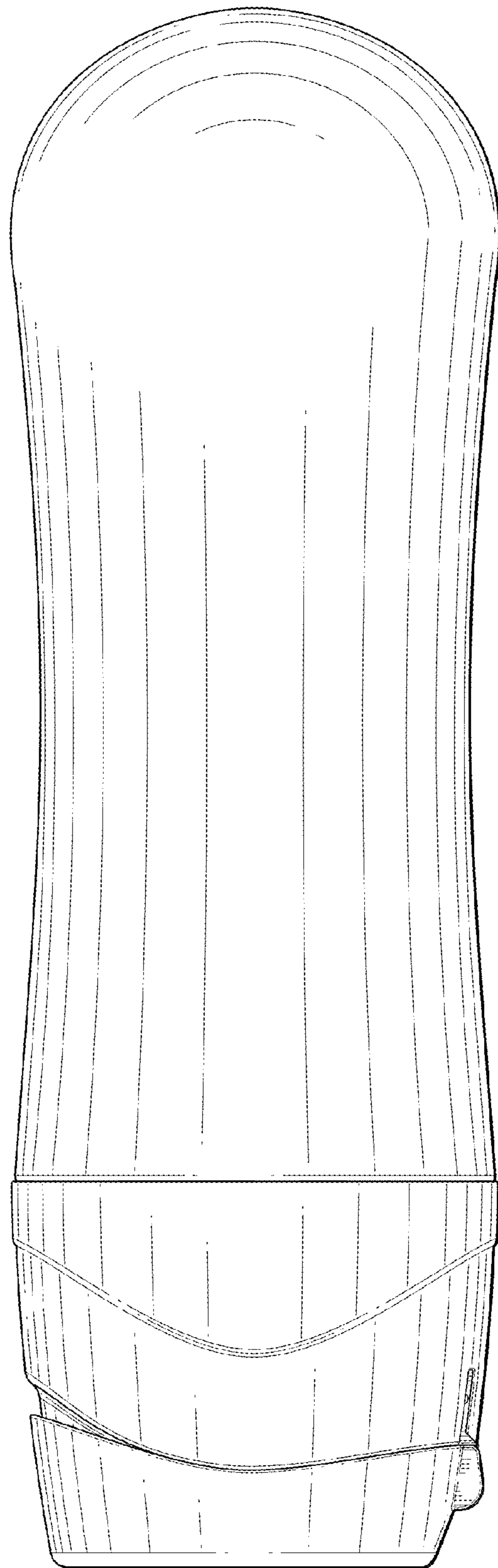


FIG. 9




FIG. 10

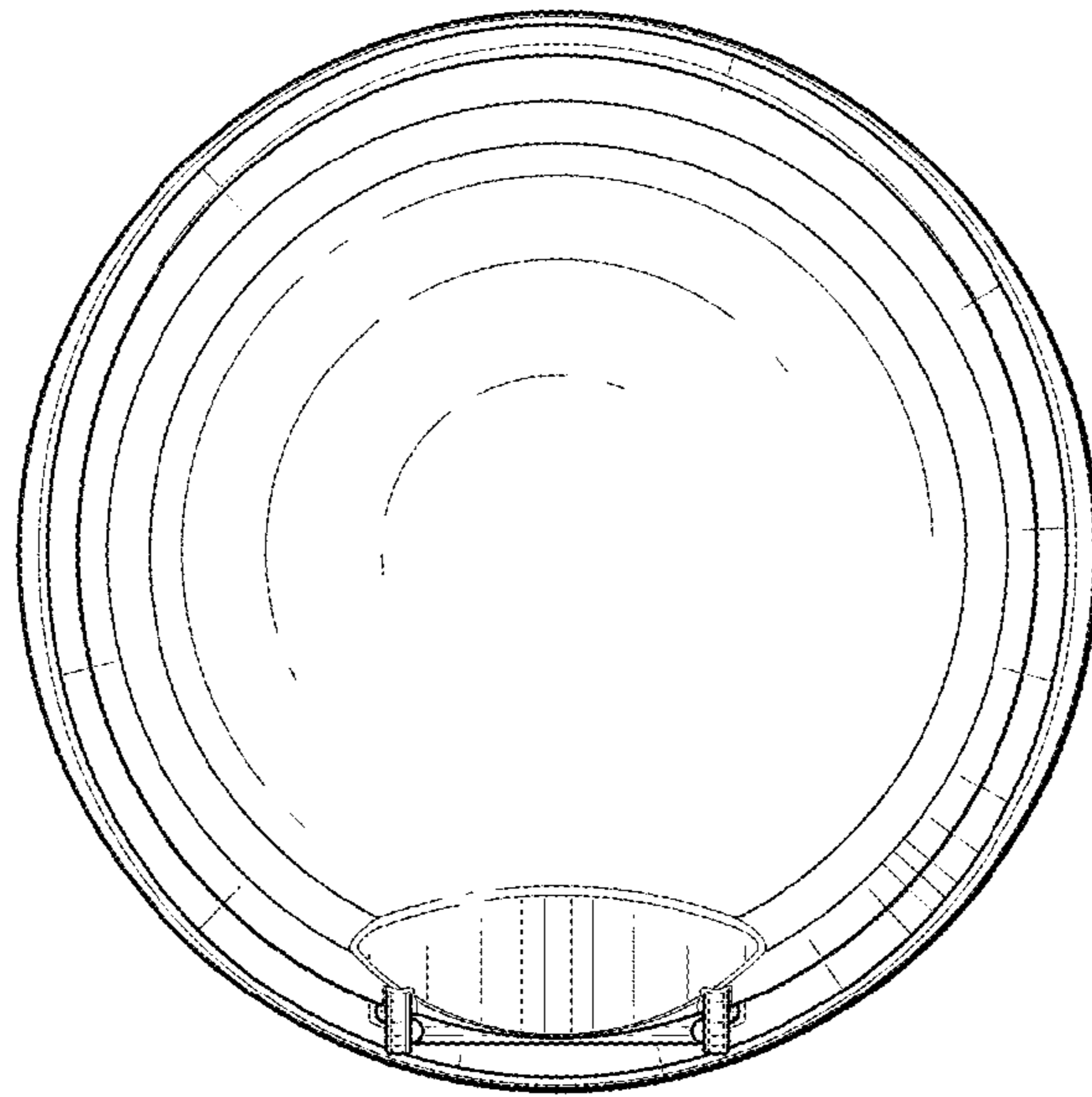


FIG. 11

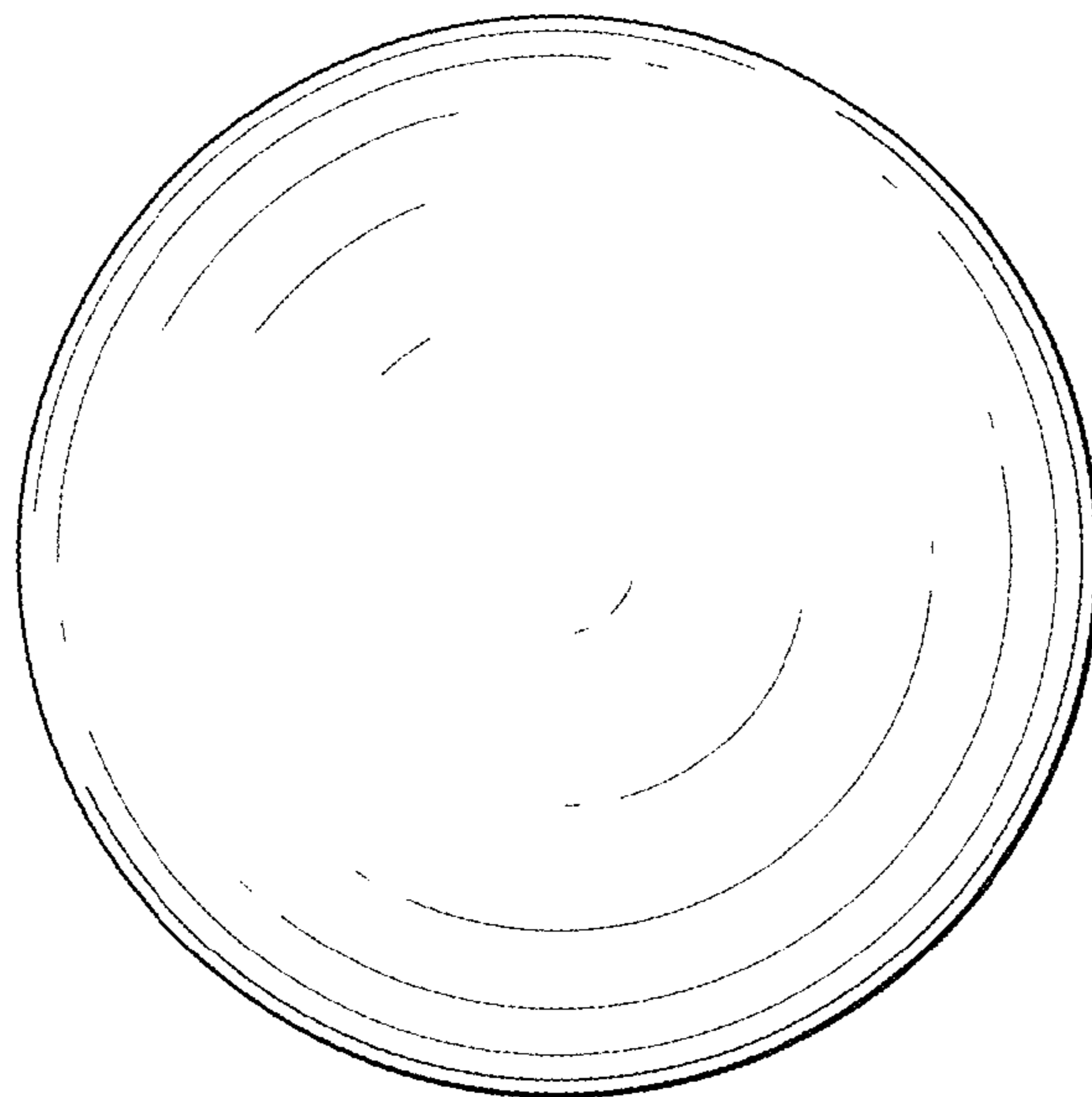


FIG. 12




FIG. 13

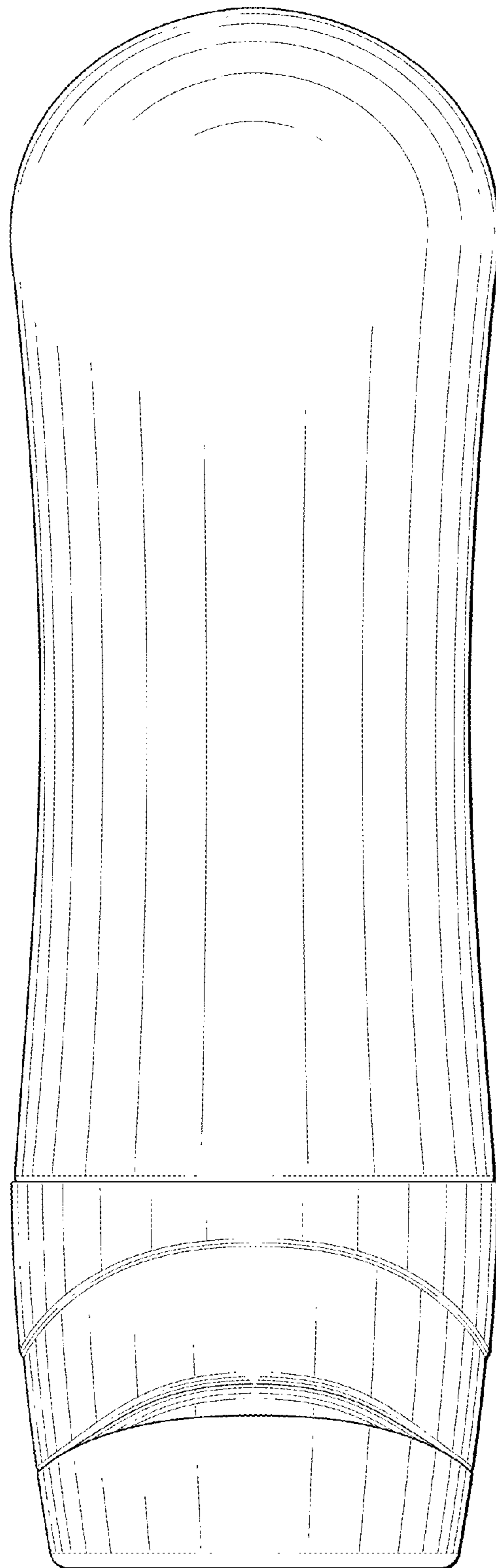


FIG. 14