

US00D751896S

(12) **United States Design Patent**
Bach

(10) **Patent No.:** **US D751,896 S**
(45) **Date of Patent:** **** Mar. 22, 2016**

(54) **FOOD TRAY**

(71) Applicant: **Dan Bach**, City of Industry, CA (US)
(72) Inventor: **Dan Bach**, City of Industry, CA (US)
(73) Assignee: **Zenith Specialty Bag Co., Inc.**, City of Industry, CA (US)

(**) Term: **14 Years**

(21) Appl. No.: **29/495,377**

(22) Filed: **Jun. 30, 2014**

(51) **LOC (10) Cl.** **09-03**

(52) **U.S. Cl.**
USPC **D9/432**

(58) **Field of Classification Search**
USPC D9/414-419, 420-425, 428, 429-435,
D9/455-457, 600, 652, 667-679, 708, 719,
D9/734; D3/203.2, 272, 273, 294,
D3/302-304; D7/538-542, 601, 602, 629
CPC B65D 5/18; B65D 5/20; B65D 5/24;
B65D 5/30; B65D 5/28; B65D 5/42; B65D
5/46; B65D 5/70; B65D 5/74; B65D 5/546;
B65D 5/2038; B65D 5/2052; B65D 5/48018;
B65D 5/48022; B65D 5/665; B65D 25/00;
B65D 2585/366; B65D 85/00
See application file for complete search history.

(56) **References Cited**

U.S. PATENT DOCUMENTS

3,140,035 A * 7/1964 Wenzel B65D 5/48018
206/561
3,722,781 A * 3/1973 Page B65D 5/38
206/561
4,156,484 A * 5/1979 Wischusen B65D 5/48004

206/563
4,757,937 A 7/1988 Maio et al.
5,421,459 A 6/1995 Mazzotti
D380,379 S * 7/1997 Lindblom D9/433
6,213,389 B1 * 4/2001 Cai B65D 5/08
229/120.08
6,401,927 B1 6/2002 Sorensen et al.
7,293,695 B2 11/2007 Stier
D644,514 S * 9/2011 Robins D9/456
D667,305 S * 9/2012 Kuhn D9/455
D697,433 S * 1/2014 Pong D9/432
D730,963 S * 6/2015 Lin D16/200
2006/0054649 A1 3/2006 Tippmann
2009/0020450 A1 1/2009 Heneghan
2009/0120832 A1 5/2009 Munden
2013/0153578 A1 6/2013 Mansell

* cited by examiner

Primary Examiner — Susan Bennett Hattan
Assistant Examiner — Vy Koenig

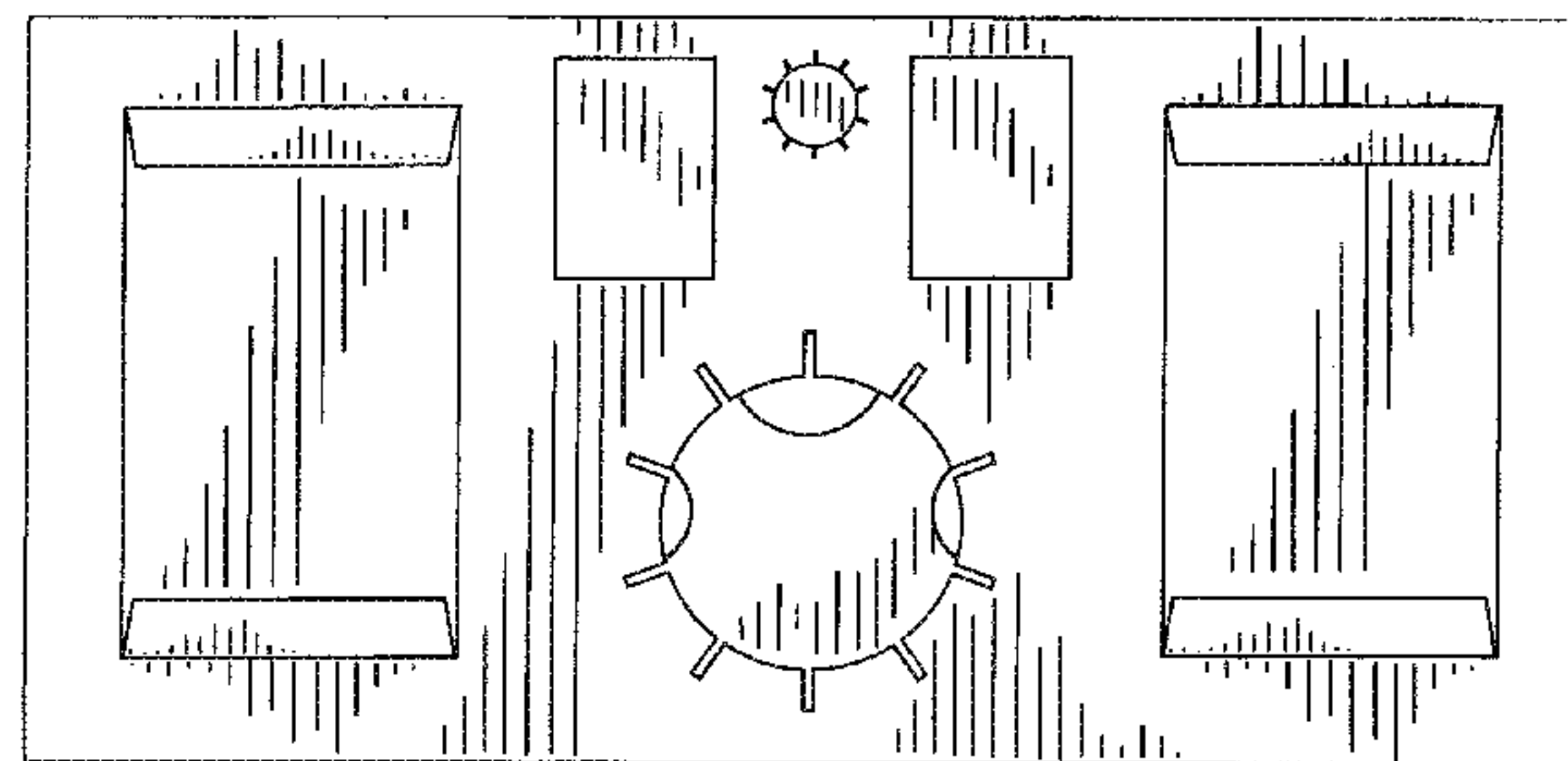
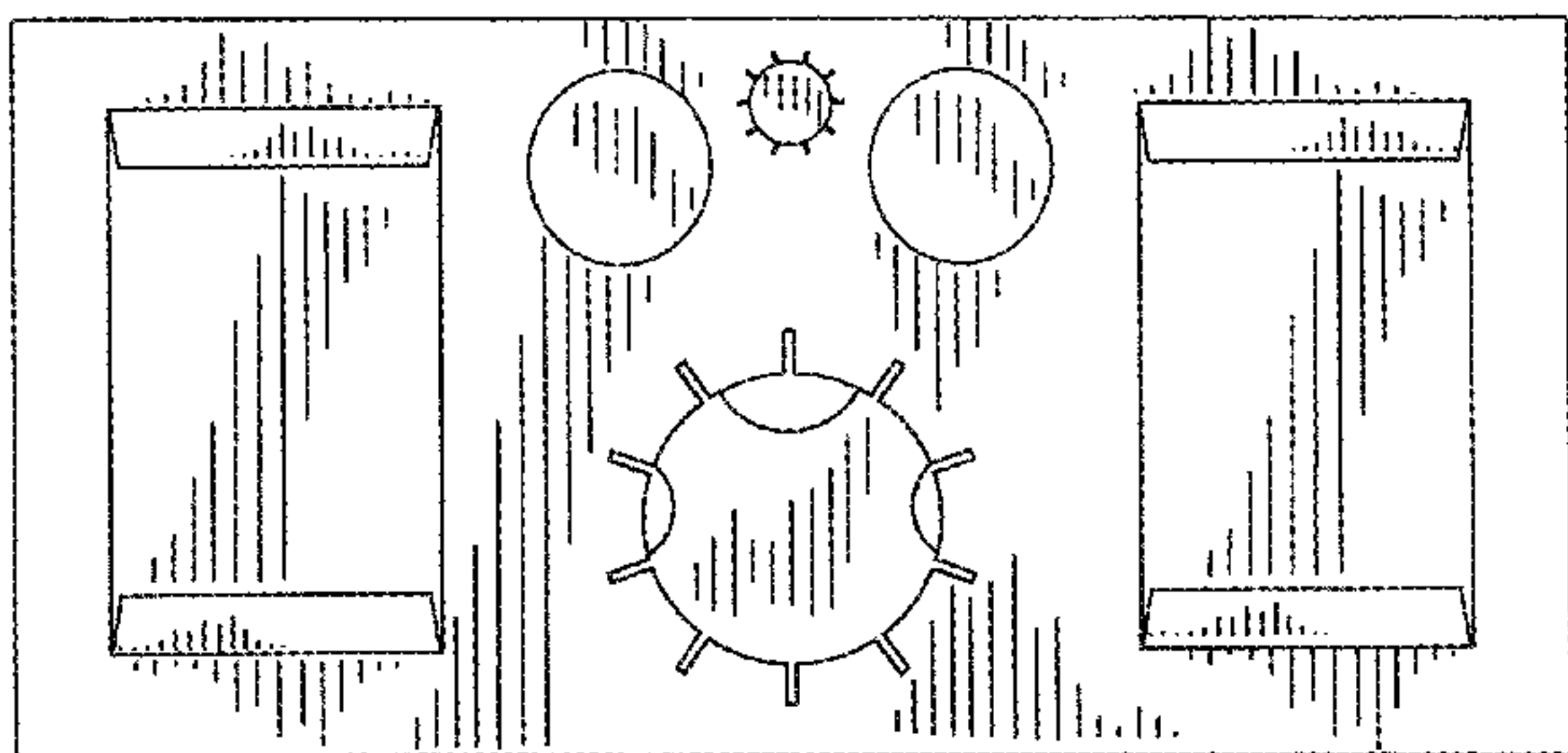
(74) *Attorney, Agent, or Firm* — James E. Brunton

(57) **CLAIM**
The ornamental design for a “food tray”, as shown and described.

DESCRIPTION

FIG. 1 is a rear view of one form of a food tray showing my new design;
FIG. 2 is a front view thereof;
FIG. 3 is a right side view thereof, the opposite side being identical thereto;
FIG. 4 is a top plan view thereof;
FIG. 5 is a bottom plan view thereof; and,
FIG. 6 is a top plan view of an alternate form of the food tray showing my new design, the rear, front and side thereof being identical to FIGS. 1-3.

1 Claim, 4 Drawing Sheets



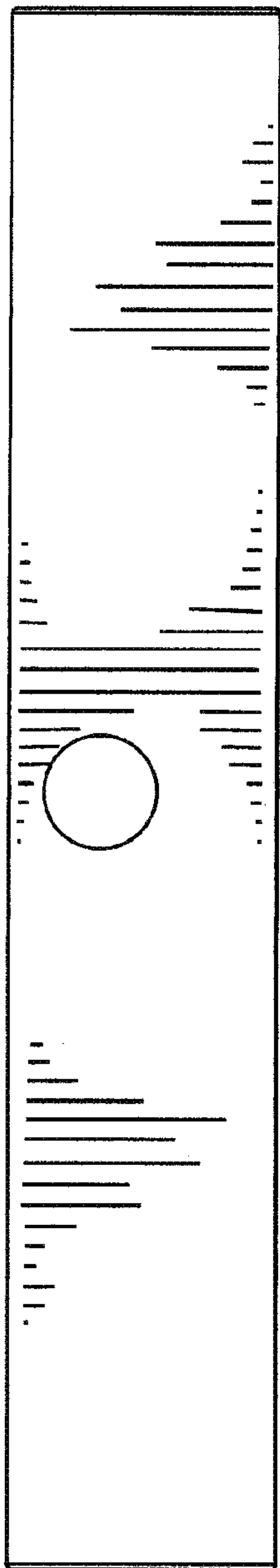


FIG. 1

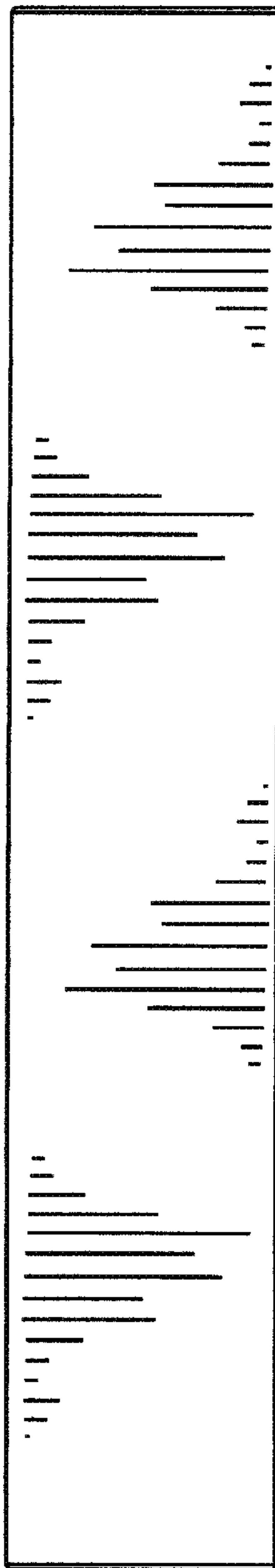


FIG. 2




FIG. 3

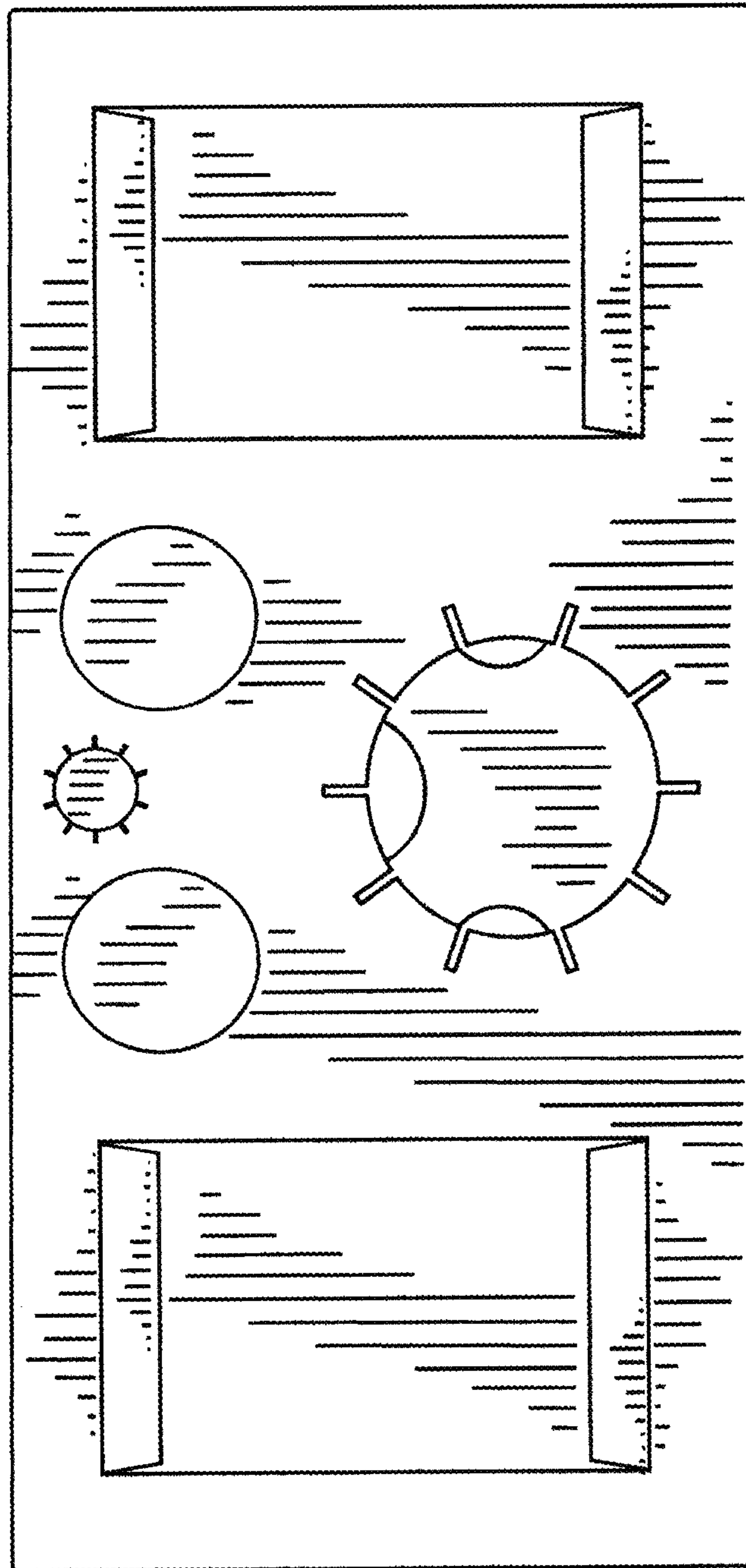


FIG. 4

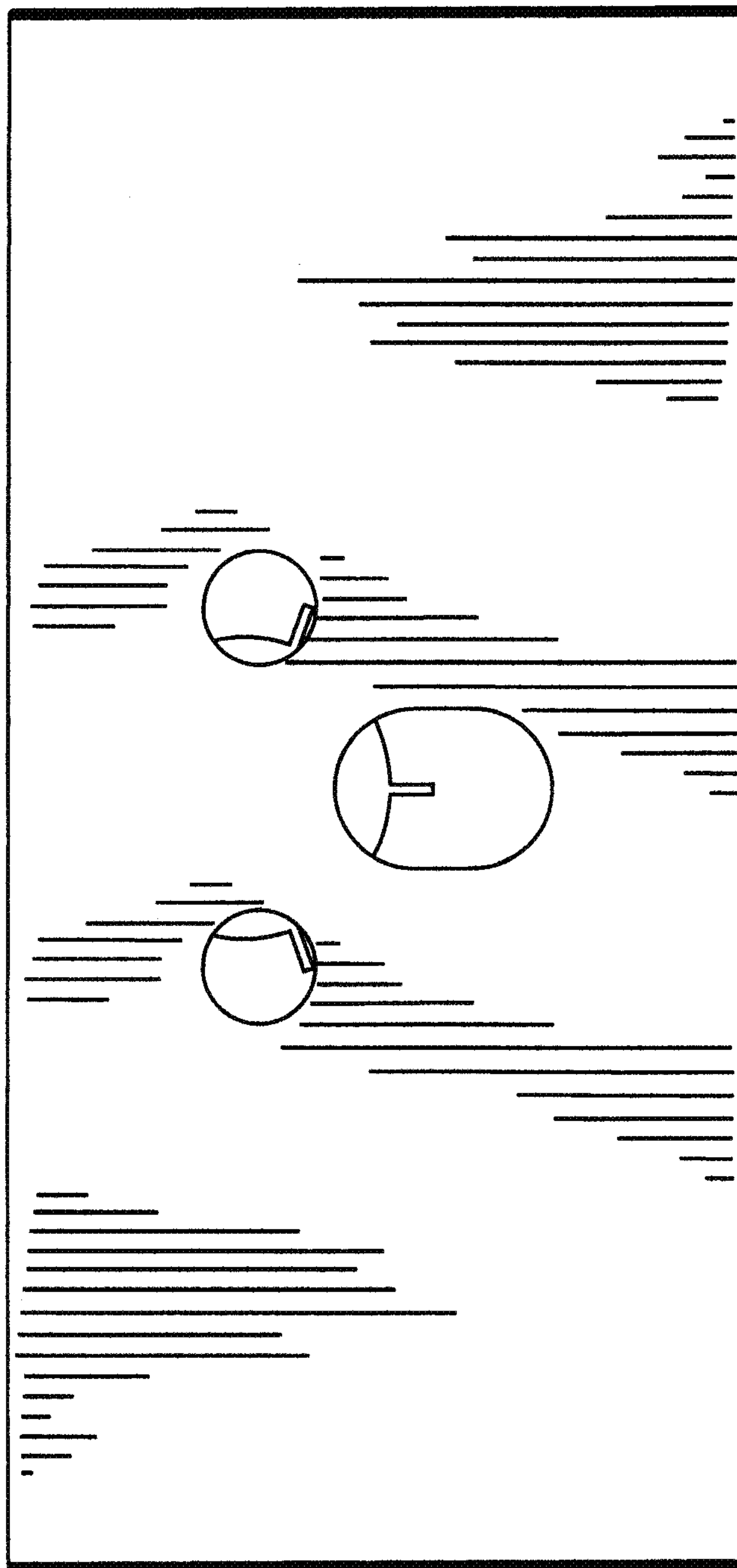


FIG. 5




FIG. 6