



US00D751881S

(12) **United States Design Patent**
Hicks

(10) **Patent No.:** **US D751,881 S**
(45) **Date of Patent:** **** Mar. 22, 2016**

- (54) **RESCUE TOOL**
- (71) Applicant: **Timothy Hicks**, Luxembourg (LU)
- (72) Inventor: **Timothy Hicks**, Luxembourg (LU)
- (**) Term: **14 Years**
- (21) Appl. No.: **29/453,517**
- (22) Filed: **Apr. 30, 2013**

Related U.S. Application Data

- (62) Division of application No. 29/417,975, filed on Apr. 11, 2012.

(30) **Foreign Application Priority Data**

Oct. 11, 2011 (WO) DM/077 181

- (51) **LOC (10) Cl.** **08-03**

- (52) **U.S. Cl.**
USPC **D8/98; D8/105**

- (58) **Field of Classification Search**
USPC D8/14, 47, 87, 98, 102-103, 105, 107;
D19/35, 36; 7/100, 143-145, 158;
30/308.1; 81/177.1, 177.7, 436-440,
81/489

See application file for complete search history.

(56) **References Cited**

U.S. PATENT DOCUMENTS

- D33,792 S * 12/1900 Adkins D8/47
- 1,500,323 A * 7/1924 Heasley 7/144
- D121,308 S * 7/1940 Semski D8/81
- D138,875 S * 9/1944 Weiss D19/123
- D139,475 S * 11/1944 Laughlin D8/80
- 2,613,745 A * 10/1952 Wimberly B26F 1/36
30/363
- 2,848,809 A * 8/1958 Crowder B43K 21/08
30/162
- 3,130,884 A * 4/1964 Lintz B25D 5/00
225/93
- D203,134 S * 12/1965 Lowe, III D8/81
- 3,706,106 A * 12/1972 Leopoldi 7/158
- 4,456,255 A * 6/1984 Braunhut 463/47.7

- D290,334 S * 6/1987 Reynolds, Jr. D32/48
- D296,865 S * 7/1988 Roxton D8/68
- 5,630,242 A * 5/1997 Oginaezawa 7/144
- 5,638,566 A * 6/1997 Wu B25F 1/02
401/18
- D385,771 S * 11/1997 Chiang D8/105
- D397,147 S * 8/1998 Mackenzie D19/36
- D410,029 S * 5/1999 Melnick D19/36
- D413,781 S * 9/1999 Wong D8/81
- D416,652 S * 11/1999 Martin D30/156
- D417,130 S * 11/1999 Hollinger D8/81
- D436,126 S * 1/2001 Rosenbaum D19/123
- D450,086 S * 11/2001 Rosenbaum D19/36
- 6,453,564 B1 * 9/2002 Foley A62B 3/005
30/157
- 6,467,114 B1 * 10/2002 Sigl A62B 3/005
7/144
- D472,444 S * 4/2003 Gesheit D8/81
- 6,552,652 B2 * 4/2003 Beken B63B 22/003
340/407.1
- 6,574,816 B2 * 6/2003 Yu Chen B25G 1/085
7/100
- D476,874 S * 7/2003 Kim D8/81
- 6,640,450 B2 * 11/2003 Teague B43K 29/18
30/123

(Continued)

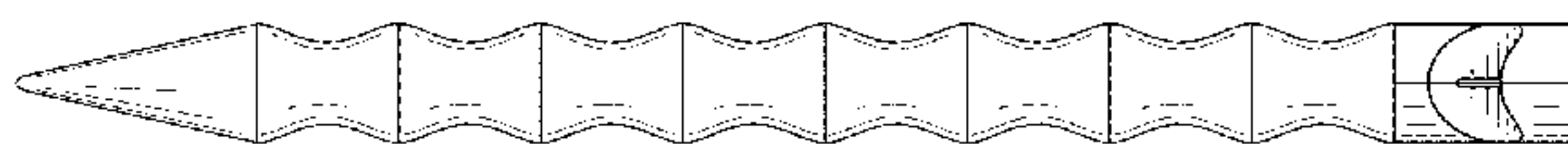
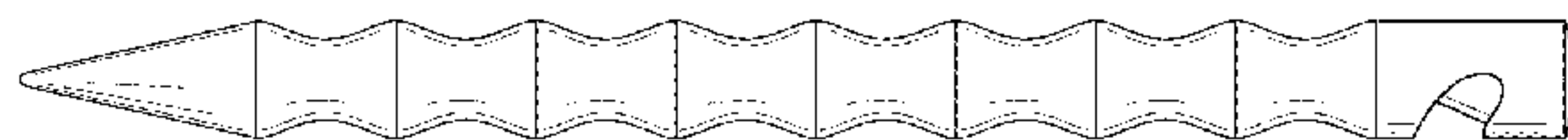
Primary Examiner — Philip S Hyder
Assistant Examiner — Roselynn Cody
(74) *Attorney, Agent, or Firm* — Cantor Colburn LLP

- (57) **CLAIM**
The ornamental design for a rescue tool, as shown and described.

DESCRIPTION

FIG. 1 is a bottom plan view of a rescue tool, showing my new design;
FIG. 2 is an elevation view of a first side thereof;
FIG. 3 is a top plan view thereof;
FIG. 4 is an elevation view of a second side thereof;
FIG. 5 is an elevation view of a third side thereof, opposite from that shown in FIG. 2;
FIG. 6 is an elevation view of a fourth side thereof, opposite from that shown in FIG. 4; and,
FIG. 7 is a perspective view thereof.

1 Claim, 4 Drawing Sheets



(56)

References Cited

U.S. PATENT DOCUMENTS

D498,401 S *	11/2004	Lin et al.	D8/81	D595,105 S *	6/2009	White	D8/105
6,846,123 B1 *	1/2005	Bedford	B43K 25/026	D642,444 S *	8/2011	Kommer	D8/105
				401/131	D645,718 S *	9/2011	Crystal	D8/98
D515,902 S *	2/2006	Kim	D8/105	8,191,192 B1 *	6/2012	Barker	7/160
D520,840 S *	5/2006	Bhavnani	D8/81	D680,277 S *	4/2013	Coremans	D29/124
7,181,798 B2 *	2/2007	Hayhurst	7/144	2002/0053974 A1 *	5/2002	Beken	B63B 22/003
D577,931 S *	10/2008	Thompson	D6/709.18					340/539.1
D579,301 S *	10/2008	Jones	D8/105	2004/0250352 A1 *	12/2004	Yeh	7/160
					2005/0138737 A1 *	6/2005	Klein	7/160
					2007/0261174 A1 *	11/2007	Barker	7/160

* cited by examiner

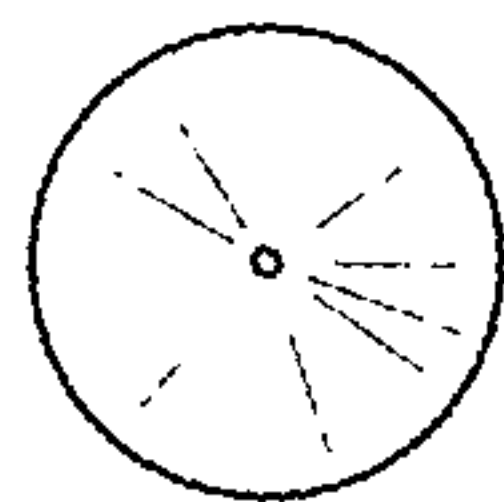


FIG. 1

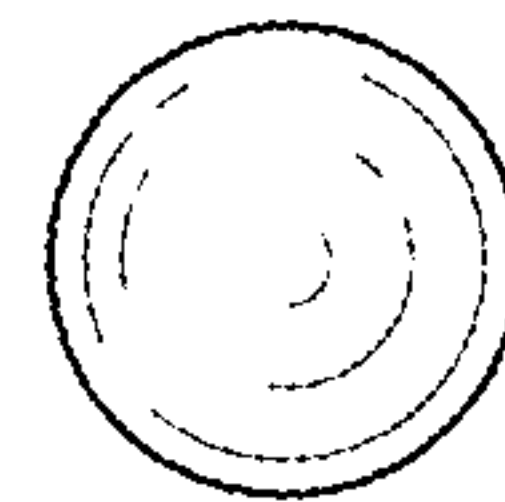


FIG. 3

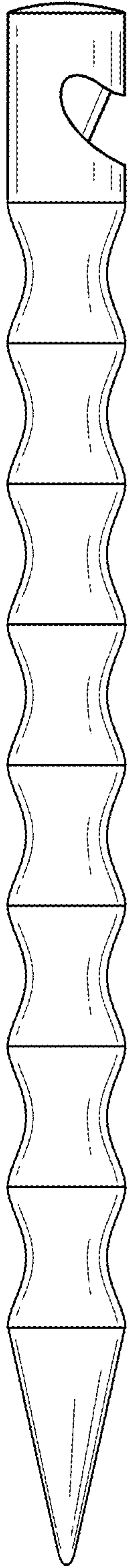


FIG. 2

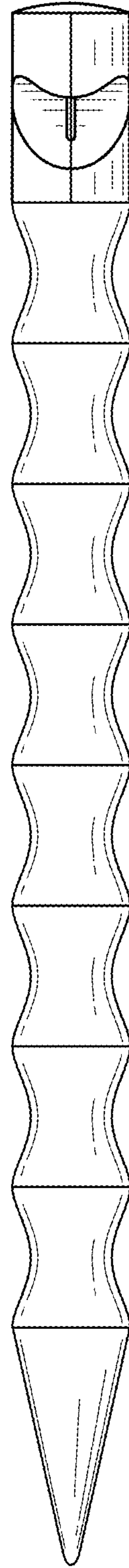


FIG. 4

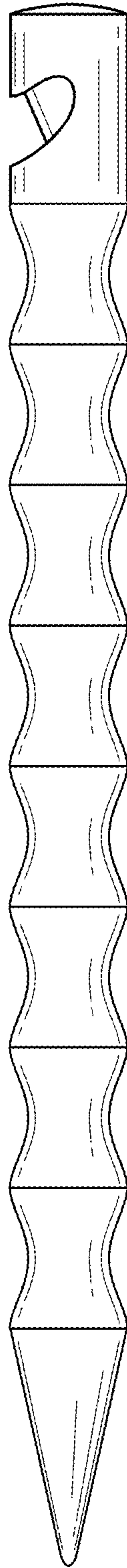


FIG. 5

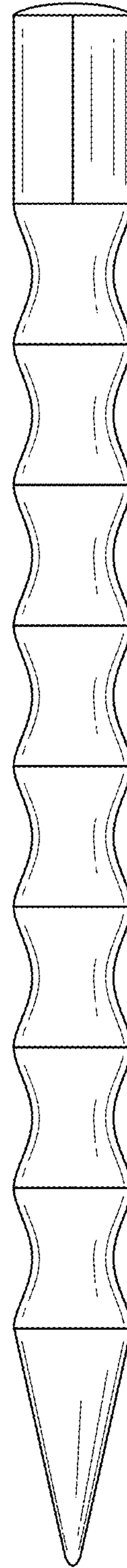


FIG. 6

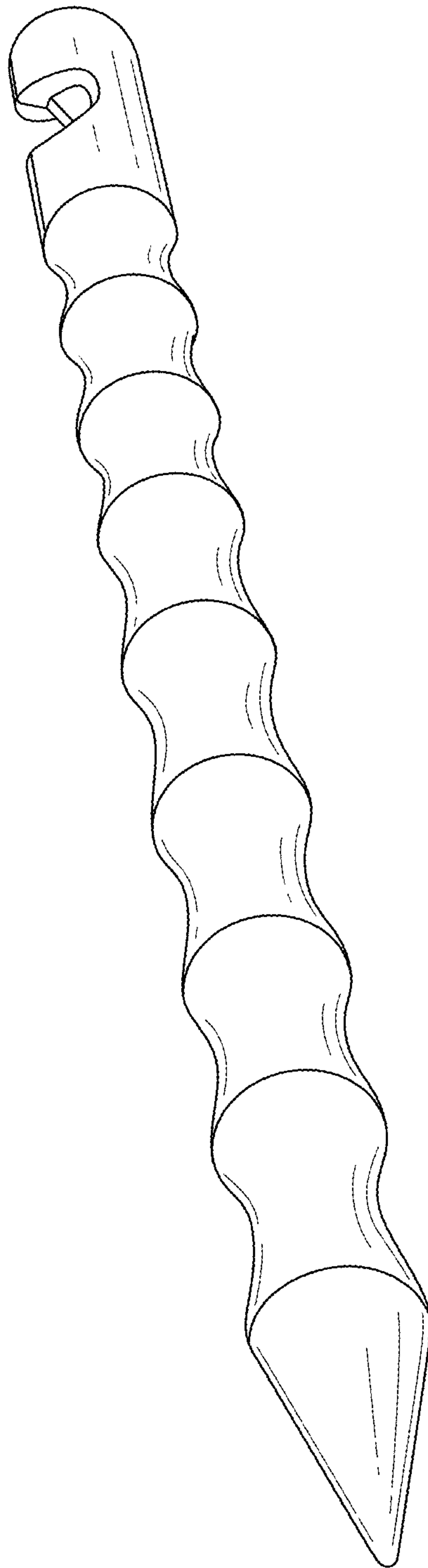


FIG. 7