

US00D751879S

(12) **United States Design Patent**
Sutter et al.

(10) **Patent No.:** **US D751,879 S**
(45) **Date of Patent:** **** Mar. 22, 2016**

(54) **STRIPPING TOOL**

(75) Inventors: **Robert W. Sutter**, DeKalb, IL (US);
Jeffrey Meader, Naperville, IL (US)

(73) Assignee: **IDEAL Industries, Inc.**, Sycamore, IL (US)

(**) Term: **14 Years**

(21) Appl. No.: **29/415,506**

(22) Filed: **Mar. 12, 2012**

(51) **LOC (10) Cl.** **08-05**

(52) **U.S. Cl.**
USPC **D8/51; D8/52**

(58) **Field of Classification Search**
USPC 30/90.4, 91.1, 91.2, 90.1, 358; 81/9.4,
81/9.44, 9.43; D8/14, 98, 51, 52, 49
CPC H02G 1/1224; H02G 1/1243
See application file for complete search history.

(56) **References Cited**

U.S. PATENT DOCUMENTS

4,829,671	A *	5/1989	Cheng	30/90.1
4,958,433	A *	9/1990	Persson	30/91.2
5,036,734	A *	8/1991	Morrow	81/9.44
5,150,522	A *	9/1992	Gwo-Jiang	30/91.2
D354,897	S *	1/1995	Steiner	D8/52

D359,214	S *	6/1995	Carlson et al.	D8/51
6,128,976	A *	10/2000	Tarpill	81/9.44
6,253,641	B1 *	7/2001	Tarpill	81/9.44
7,216,431	B2 *	5/2007	Holliday et al.	30/90.7
2006/0179662	A1 *	8/2006	Holliday et al.	30/90.1
2009/0100681	A1 *	4/2009	Tarpill	30/90.1
2011/0192033	A1 *	8/2011	Kasprzycki	30/91.2

* cited by examiner

Primary Examiner — Ian Simmons

Assistant Examiner — Harold Blackwell, II

(74) *Attorney, Agent, or Firm* — Greenberg Traurig, LLP

(57) **CLAIM**

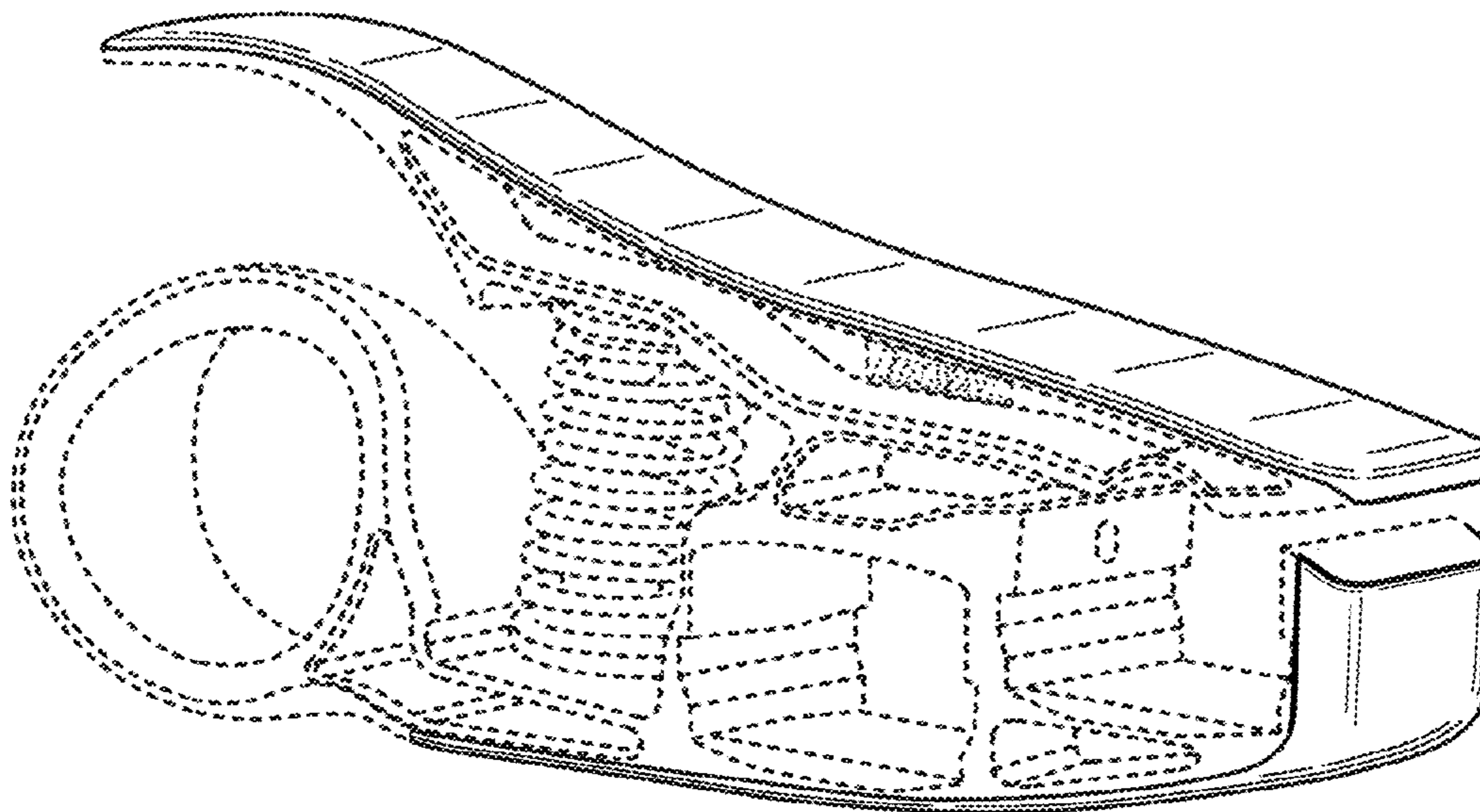
What is claimed is the ornamental design for a stripping tool, as shown and described.

DESCRIPTION

FIG. 1 is a perspective view of a stripping tool showing the new design;
FIG. 2 is a right side elevational view thereof;
FIG. 3 is a left side elevational view thereof;
FIG. 4 is a top plan view thereof;
FIG. 5 is a bottom plan view thereof;
FIG. 6 is a front side elevational view thereof; and,
FIG. 7 is a rear side elevational view thereof.

The broken lines in the drawings illustrate portions of the stripping tool which form no part of the claimed design.

1 Claim, 4 Drawing Sheets



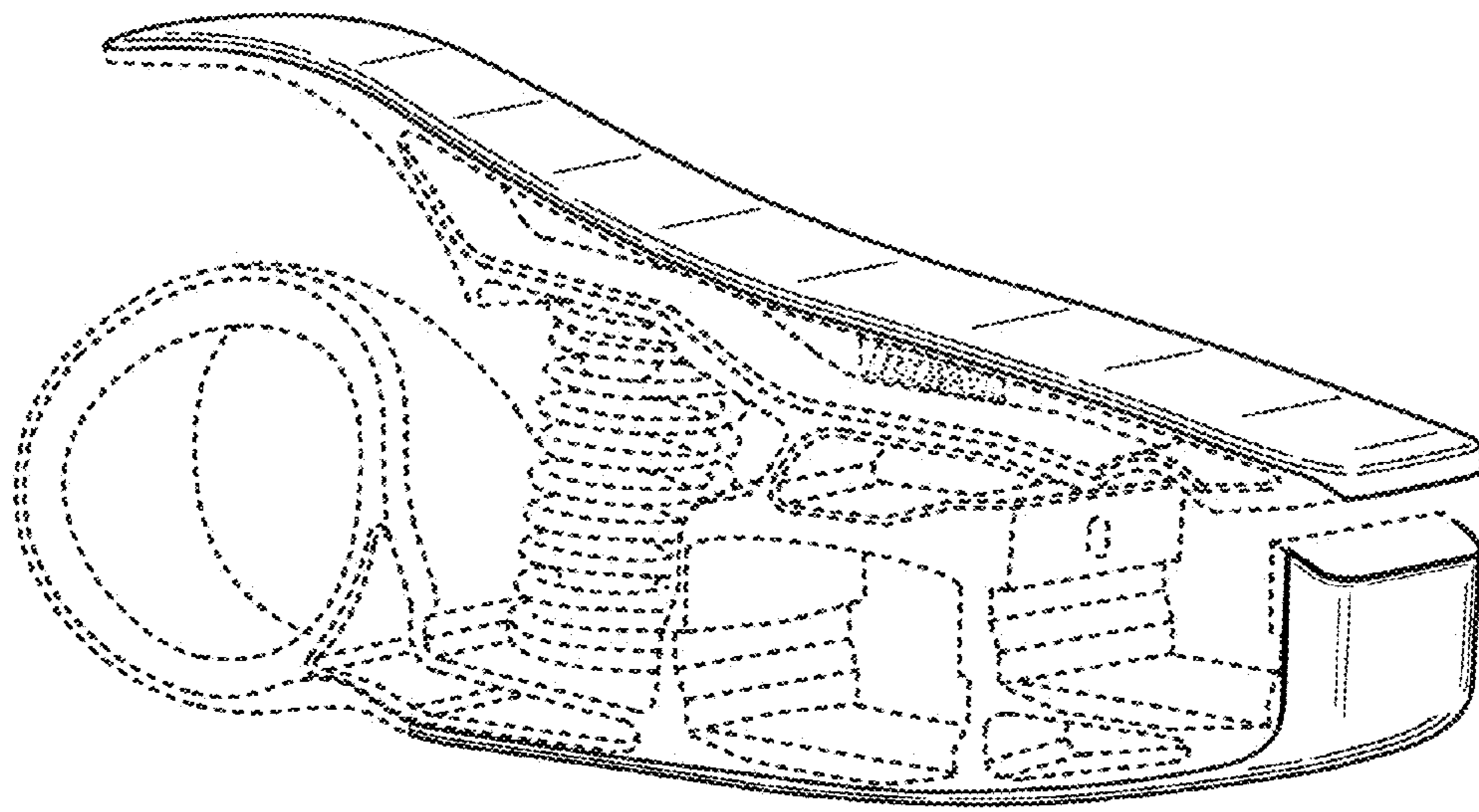


FIG. 1

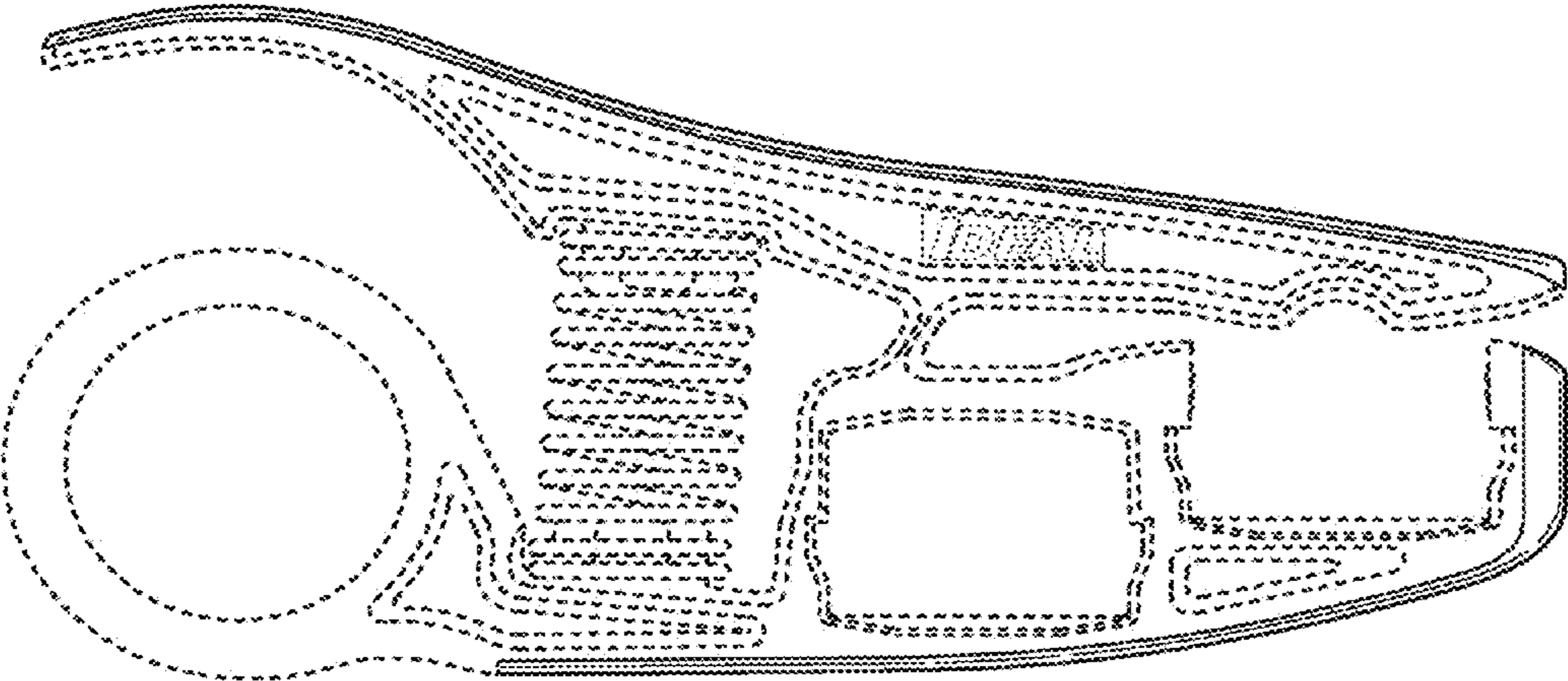


FIG. 2

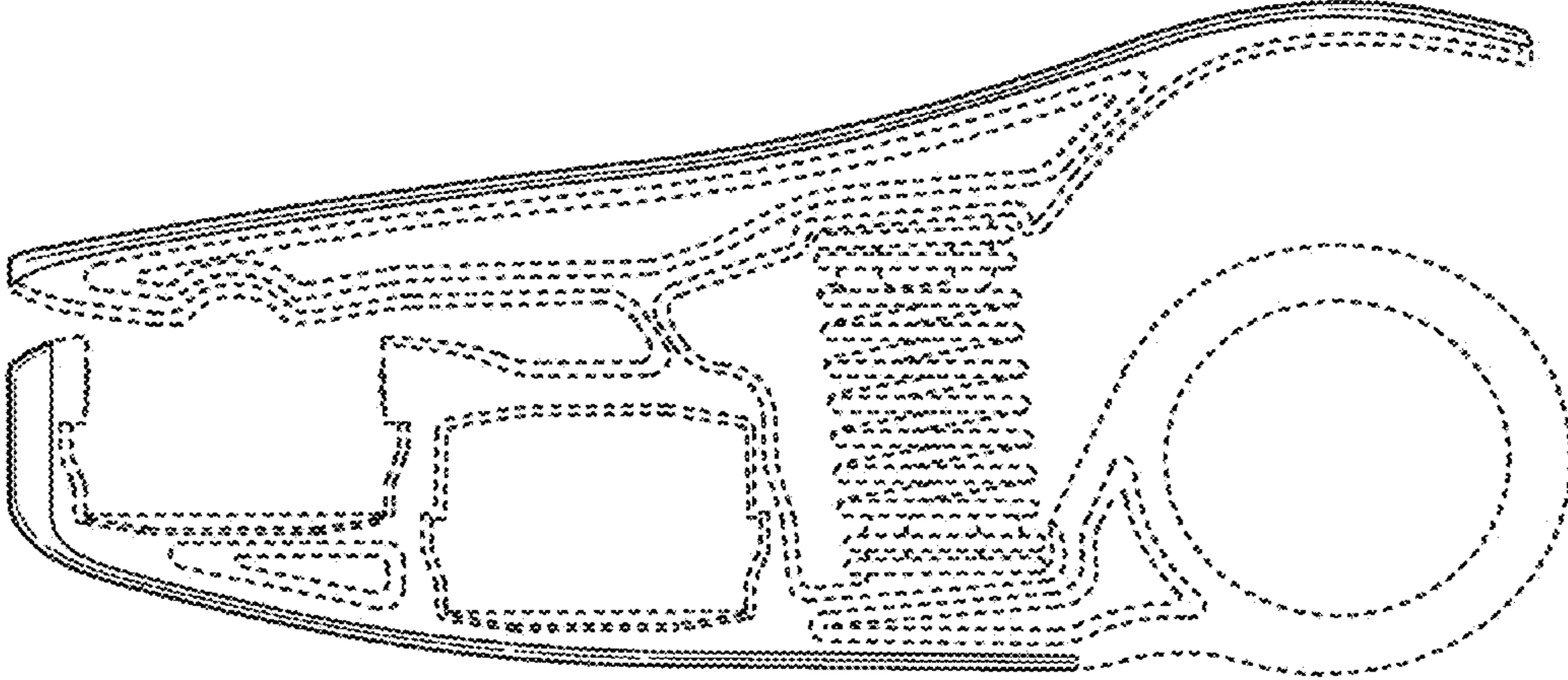


FIG. 3

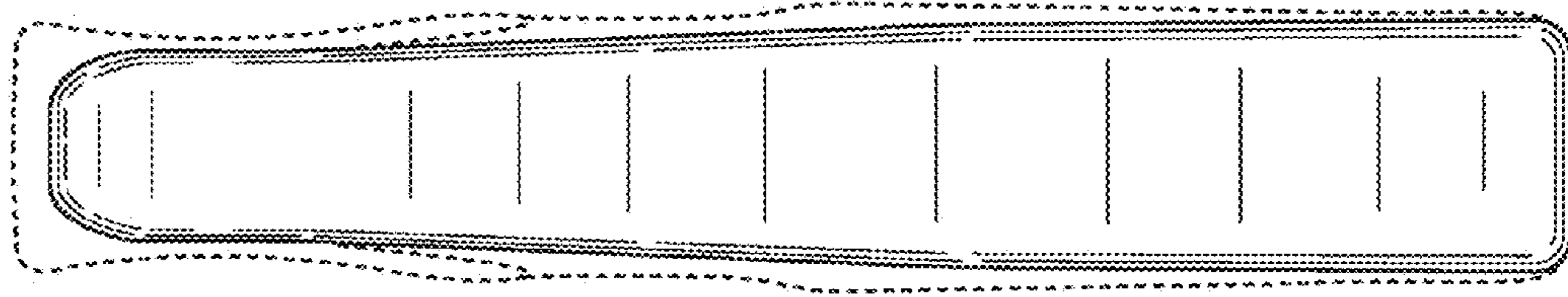


FIG. 4




FIG. 5

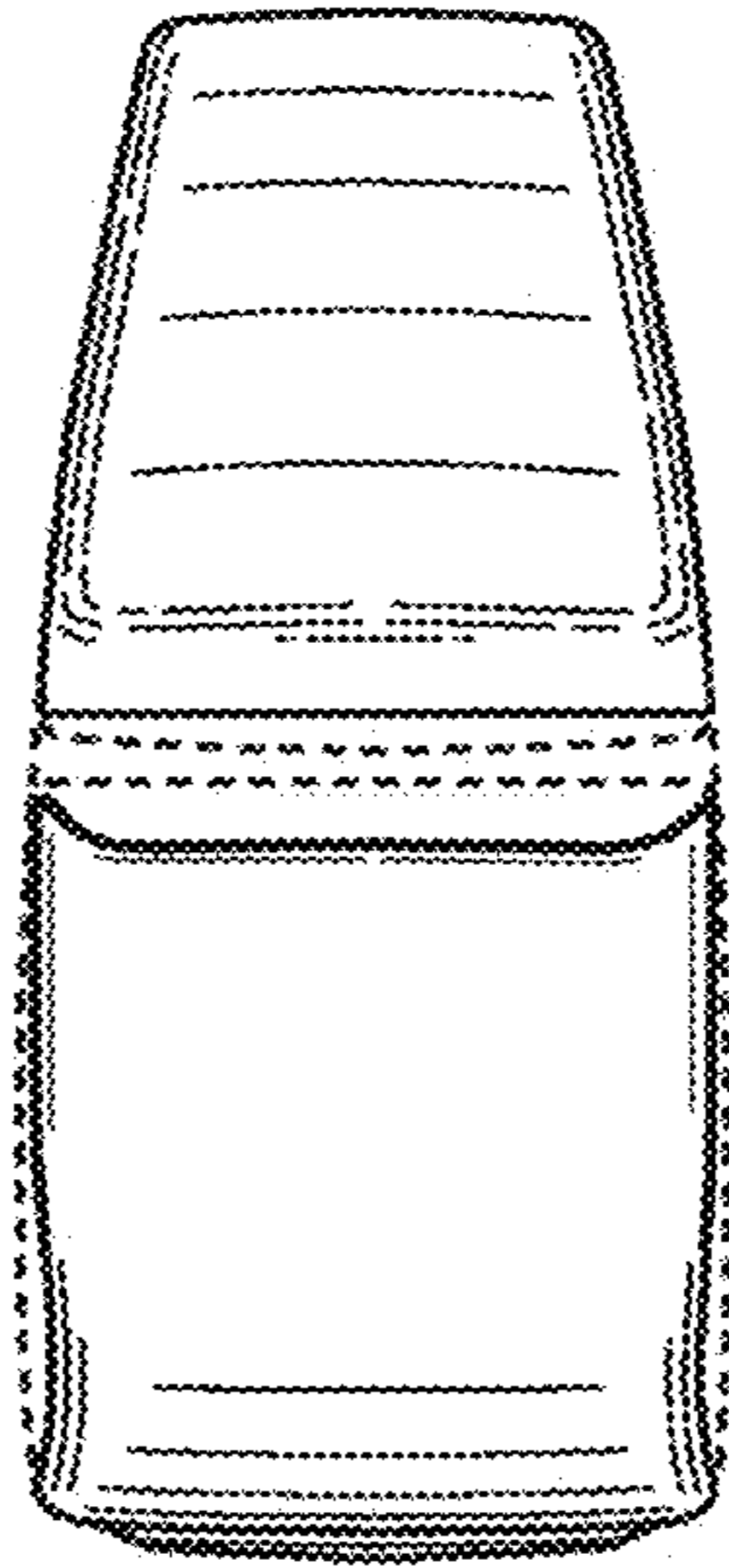


FIG. 6




FIG. 7