



US00D751874S

(12) **United States Design Patent**
Hills et al.

(10) **Patent No.:** **US D751,874 S**
(45) **Date of Patent:** **** Mar. 22, 2016**

(54) **FIRE AND RESCUE TOOL**

(71) Applicants: **Ronald Hills**, LaSalle, MI (US);
Matthew Carl DeKarske, Clark Lake,
MI (US)

(72) Inventors: **Ronald Hills**, LaSalle, MI (US);
Matthew Carl DeKarske, Clark Lake,
MI (US)

(**) Term: **14 Years**

(21) Appl. No.: **29/482,913**

(22) Filed: **Feb. 24, 2014**

(51) **LOC (10) Cl.** **08-05**

(52) **U.S. Cl.**
USPC **D8/14; D8/105; D8/98**

(58) **Field of Classification Search**
USPC D8/14, 16, 21, 28, 88, 89, 105, 75, 81
CPC B25G 1/04; B23B 13/48; B25B 13/463;
A62B 3/005; B25F 1/00
See application file for complete search history.

(56) **References Cited**

U.S. PATENT DOCUMENTS

1,703,856	A *	2/1929	McKeag	7/138
3,705,430	A *	12/1972	Ziaylek, Jr.	7/147
D244,252	S *	5/1977	Ardis	D8/26
4,308,856	A *	1/1982	Durand et al.	126/598
D292,666	S	11/1987	Jansson et al.	
D413,781	S *	9/1999	Wong	D8/81

6,308,355	B1 *	10/2001	McMillan et al.	7/142
6,899,001	B1 *	5/2005	Sanders et al.	81/176.3
D596,011	S *	7/2009	Almayda	D8/105
D599,502	S *	9/2009	Mack et al.	D29/124
8,061,239	B2	11/2011	Farrell	
D694,609	S	12/2013	Hicks	

* cited by examiner

Primary Examiner — Phillip S Hyder

(74) *Attorney, Agent, or Firm* — Young Basile

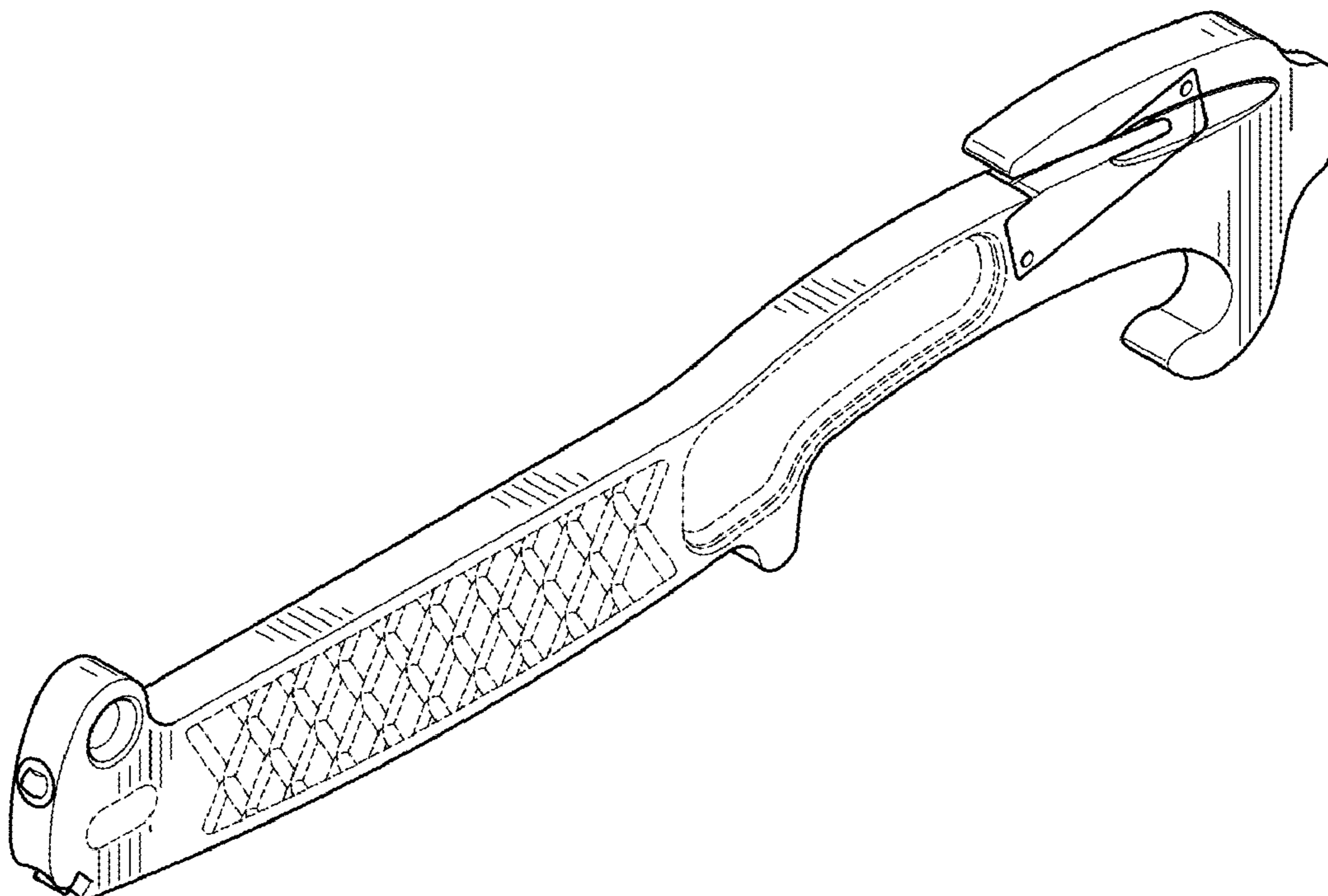
(57) **CLAIM**

The ornamental design for a fire and rescue tool, as shown and described.

DESCRIPTION

FIG. 1 is a top perspective view of a fire and rescue tool showing my new design;
FIG. 2 is a bottom perspective view thereof;
FIG. 3 is a right side view thereof;
FIG. 4 is a left side view thereof;
FIG. 5 is a rear end view thereof;
FIG. 6 is a front end view thereof;
FIG. 7 is a top plan view thereof; and,
FIG. 8 is a bottom plan view thereof.
The broken lines depict portions of the fire and rescue tool in which the design is embodied that are not considered part of the claimed design.

1 Claim, 2 Drawing Sheets



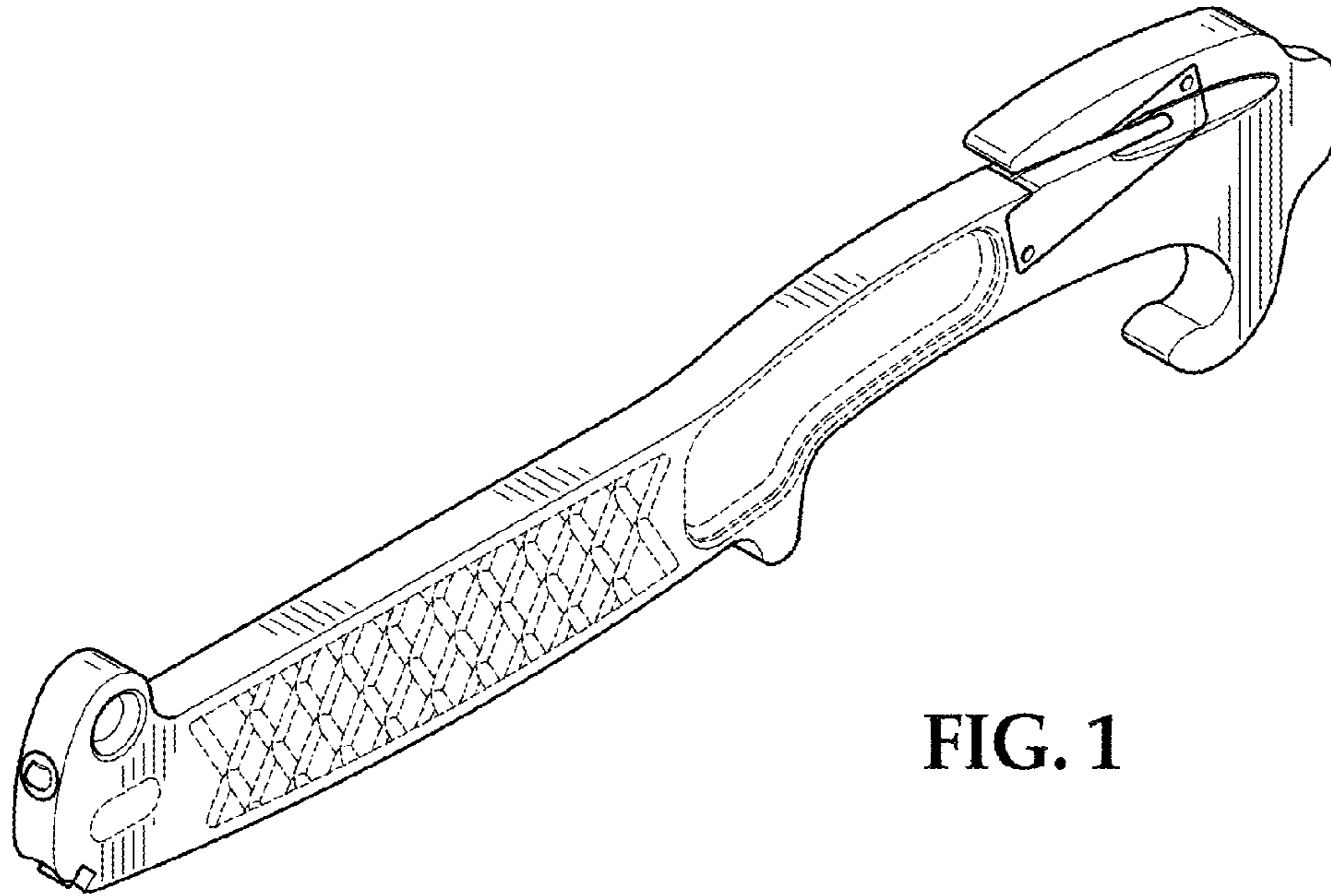


FIG. 1

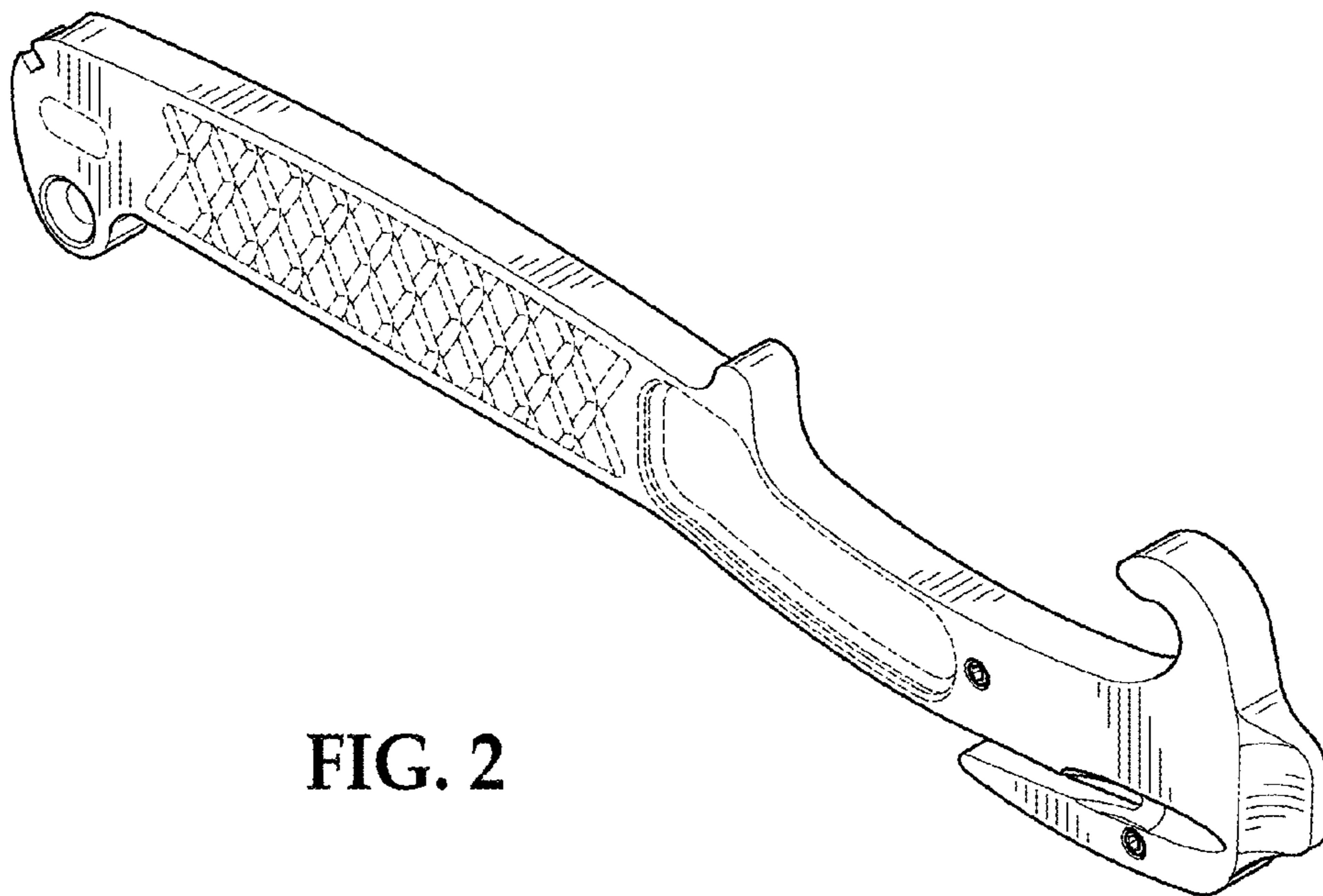


FIG. 2

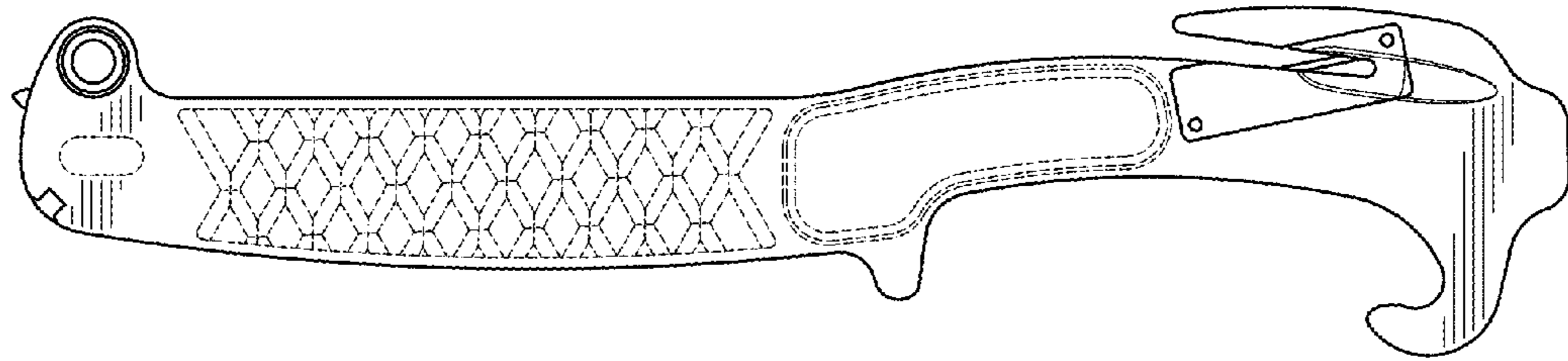


FIG. 3

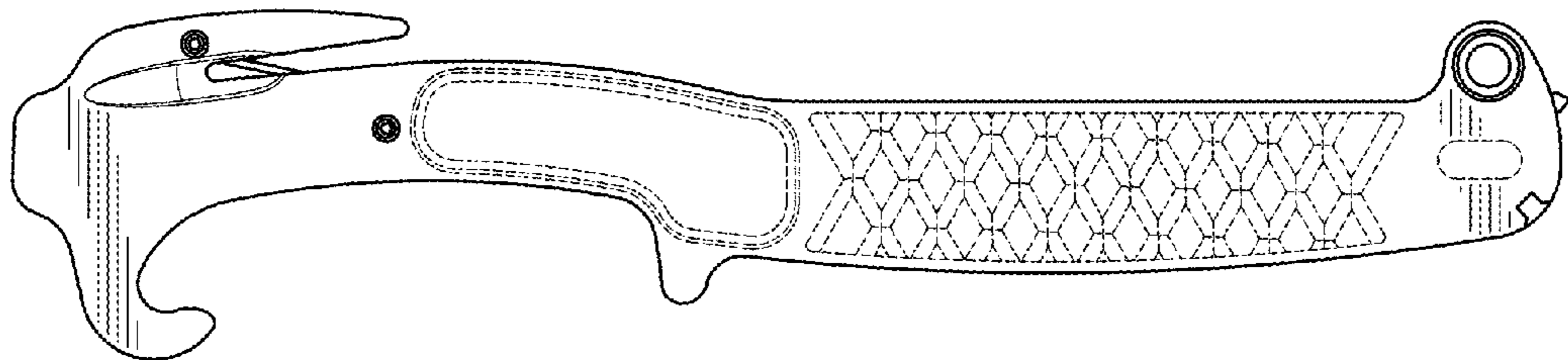


FIG. 4

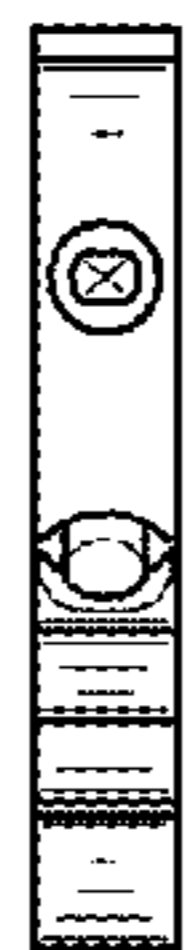


FIG. 5




FIG. 6

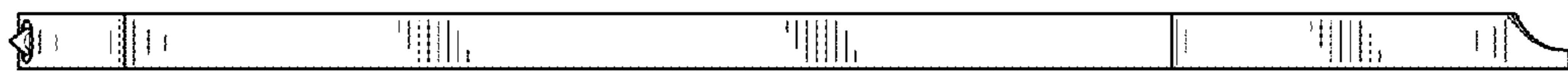


FIG. 7



FIG. 8